

## RadioShack 4001764

# RadioShack True Wireless Outdoor Speaker

Model: 4001764

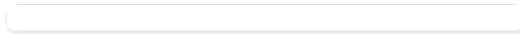
## INTRODUCTION

Thank you for purchasing the RadioShack True Wireless Outdoor Speaker. This portable speaker delivers high-fidelity sound with 20W output, dynamic RGB lighting, and True Wireless Stereo (TWS) capabilities for an immersive audio experience. Its sleek design and long-lasting rechargeable battery make it ideal for both indoor and outdoor use. Please read this manual carefully to ensure proper use and maintenance of your speaker.



*Image: The RadioShack True Wireless Outdoor Speaker, black with an orange accent on the handle, viewed from a slight angle showing the front grille and top controls.*

## WHAT'S IN THE BOX



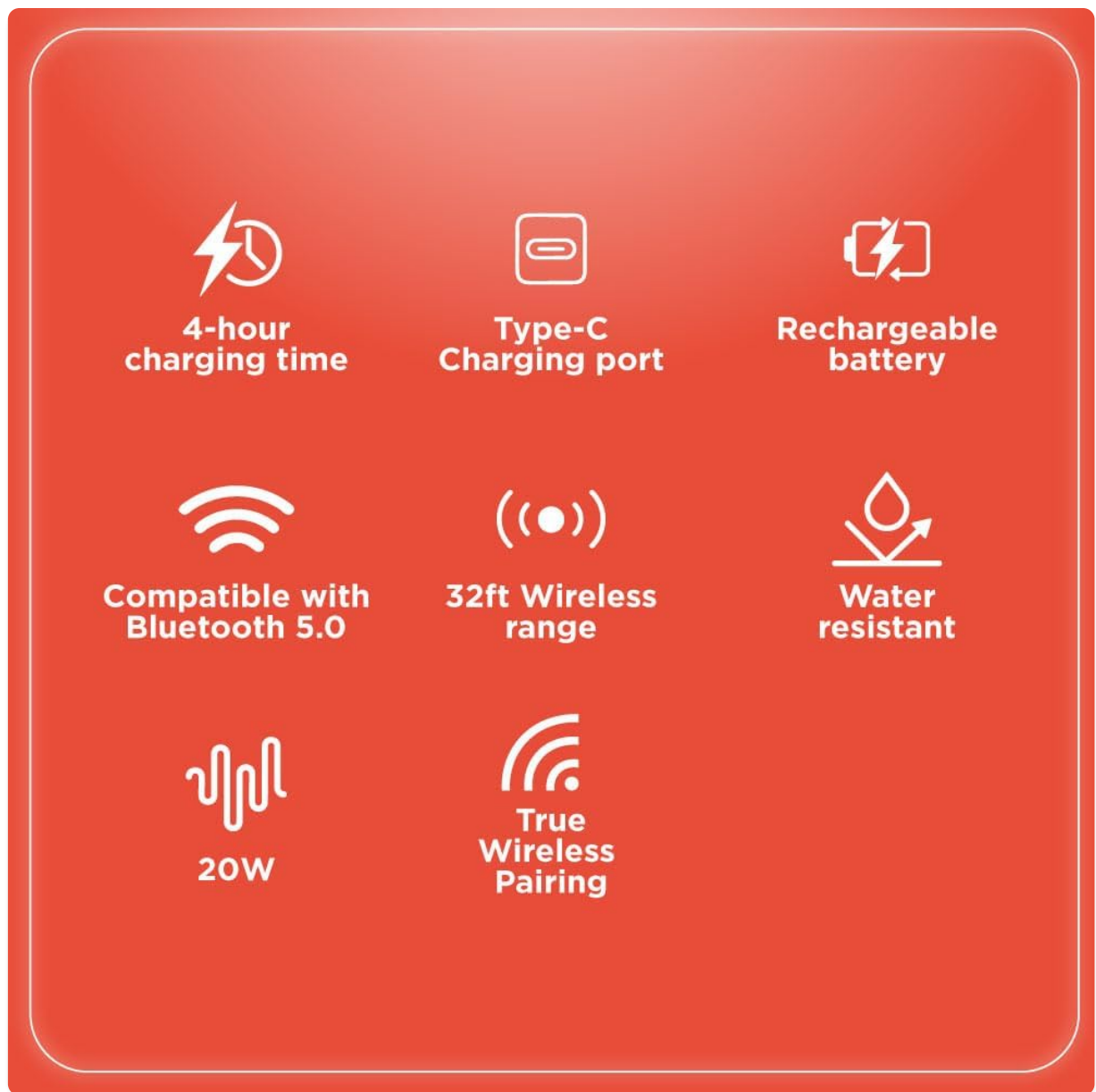
*Image: A red background with white text listing the contents: 1x Portable Bluetooth Speaker, 1x Type-C Charging cable, 1x Audio cable.*

- 1x RadioShack True Wireless Outdoor Speaker
- 1x Type-C Charging Cable
- 1x Audio Cable
- 1x User Manual (this document)

## PRODUCT OVERVIEW

The RadioShack True Wireless Outdoor Speaker is designed for robust performance and portability. Key features include:

- **High-Fidelity Sound:** 20W output for clear audio and deep bass.
- **Dynamic RGB Lighting:** Built-in customizable lighting to enhance your listening experience.
- **True Wireless Stereo (TWS):** Ability to pair two speakers for immersive stereo sound.
- **Sleek & Modern Design:** Crafted in black for seamless integration into any environment.
- **Portable & Convenient:** Built-in long-lasting rechargeable battery for on-the-go use.
- **Built-in FM Radio:** Tune into your favorite stations anytime.



*Image: An icon grid illustrating features: 4-hour charging time, Type-C charging port, rechargeable battery, compatible with Bluetooth 5.0, 32ft wireless range, water resistant, 20W output, True Wireless Pairing.*



## Portable design compact and lightweight

*Image: A hand holding the black portable speaker, which appears slightly wet, against a blue background, emphasizing its portability.*

## SETUP

### Charging the Speaker

1. Connect the supplied Type-C charging cable to the speaker's charging port.
2. Connect the other end of the cable to a compatible USB power adapter (not included).
3. The charging indicator light will illuminate. A full charge takes approximately 4 hours.
4. Once fully charged, the indicator light will change or turn off (refer to specific light behavior in the operating section).

### Initial Bluetooth Pairing

1. Ensure the speaker is fully charged before first use.
2. Press and hold the Power button ( ) for 2-3 seconds to turn on the speaker. You will hear an audible prompt.

3. The speaker will automatically enter Bluetooth pairing mode, indicated by a flashing LED light.
4. On your device (smartphone, tablet, laptop), enable Bluetooth and search for available devices.
5. Select "RadioShack Speaker" from the list of devices.
6. Once connected, you will hear a confirmation sound, and the LED indicator will become solid.

## OPERATING INSTRUCTIONS

### Power On/Off

- Press and hold the Power button for 2-3 seconds to turn the speaker ON or OFF.

### Volume Control

- Press the + button to increase volume.
- Press the - button to decrease volume.

### Playback Control (Bluetooth Mode)

- Press the Play/Pause button (▶||) to play or pause music.
- Press and hold + for next track.
- Press and hold - for previous track.

### Dynamic RGB Lighting

The speaker features dynamic RGB lighting that can be adjusted.

- Press the Light button ( ) to cycle through different lighting modes or turn the lights off.





**Built-in FM radio lets you tune in to your favorite stations anytime, anywhere.**

*Image: The RadioShack speaker with its RGB lights illuminated, placed outdoors near a pool, with people in the background.*

### **True Wireless Stereo (TWS) Pairing**

To achieve a true stereo sound experience, you can pair two RadioShack True Wireless Outdoor Speakers together.

1. Ensure both speakers are powered on and not connected to any Bluetooth device.
2. On one speaker (this will be the primary speaker), press and hold the TWS button **TWS icon** for 2-3 seconds. You will hear a pairing tone.
3. The primary speaker will search for the secondary speaker.
4. Once connected, you will hear a confirmation tone, and the LED indicators on both speakers will synchronize.
5. Now, connect your device to the primary speaker via Bluetooth as described in the "Initial Bluetooth Pairing" section.
6. Audio will now play in stereo across both speakers.



**True Wireless Stereo (TWS) for synchronized, dual-speaker stereo playback.**

*Image: Two RadioShack True Wireless Outdoor Speakers placed near a pool, demonstrating their True Wireless Stereo (TWS) capability for synchronized playback.*

### **FM Radio Mode**

- Press the Mode button (M) to switch to FM Radio mode.
- Press the Play/Pause button (▶||) to auto-scan and save available FM stations.
- Use the + and - buttons to navigate between saved stations.

### **Aux-in Mode**

- Connect one end of the supplied audio cable to the speaker's AUX-in port.
- Connect the other end to the audio output of your device.
- The speaker will automatically switch to Aux-in mode.
- Control playback and volume directly from your connected device.

- Clean the speaker with a soft, dry cloth. Do not use abrasive cleaners or solvents.
- Keep the speaker away from extreme temperatures, direct sunlight, and excessive moisture.
- While the speaker is designed for outdoor use, avoid submerging it in water.
- Store the speaker in a cool, dry place when not in use for extended periods.
- Charge the battery at least once every three months to prolong its lifespan.

## TROUBLESHOOTING

Problem	Possible Cause	Solution
Speaker does not turn on.	Low battery; Power button not pressed long enough.	Charge the speaker fully; Press and hold the Power button for 2-3 seconds.
Cannot pair via Bluetooth.	Speaker not in pairing mode; Device Bluetooth off; Speaker already connected to another device.	Ensure speaker is in pairing mode (flashing LED); Turn on Bluetooth on your device; Disconnect from other devices.
No sound.	Volume too low; Incorrect mode selected; Device not playing audio.	Increase speaker and device volume; Ensure correct mode (Bluetooth, Aux, FM) is selected; Check audio playback on your device.
TWS pairing fails.	Speakers too far apart; One speaker already connected to a device.	Place speakers closer together; Ensure both speakers are disconnected from other Bluetooth devices before TWS pairing.

## SPECIFICATIONS

Feature	Detail
Model Name	RadioShack True Wireless Speaker 20 Watts RGB
Speaker Type	Portable
Output Power	20W (RMS)
Connectivity Technology	Bluetooth 5.0
Wireless Range	Up to 32 feet (10 meters)
Power Source	Battery Powered (1 Lithium Ion battery included)
Charging Time	Approx. 4 hours
Product Dimensions	5"D x 11.3"W x 4.41"H



Feature	Detail
Item Weight	5.52 pounds
Color	Black
Special Features	Multiroom (TWS), RGB Lighting, FM Radio
Recommended Use	Indoor/Outdoor
Water Resistance	Yes (Splash resistant, not fully waterproof)

*Note: While designed for outdoor use and resistant to splashes, this speaker is not fully waterproof and should not be submerged.*



# Product Dimensions

*Image: A diagram showing the product dimensions: 11.30 inches (width), 5 inches (depth), and 4.41 inches (height).*

## OFFICIAL PRODUCT VIDEO

Your browser does not support the video tag.

*Video: An official product video showcasing the RadioShack True Wireless Outdoor Speaker, highlighting*

its features like portability, TWS, RGB lighting, and high-fidelity sound in various outdoor settings.

## WARRANTY AND SUPPORT






RadioShack products come with a limited warranty. For detailed warranty information, technical support, or service inquiries, please refer to the warranty card included with your product or visit the official RadioShack website.


**Online Support:** [www.radioshack.com/support](http://www.radioshack.com/support)


**Customer Service:** Please refer to the contact information provided on the product packaging or the official website.

© 2024 RadioShack. All rights reserved.

### Related Documents - 4001764

	<p><a href="#">RadioShack 4001942 &amp; 4001944 Dual PA Speaker User Manual</a></p> <p>User manual for RadioShack 4001942 and 4001944 Dual 10-inch and 15-inch 2-way PA Speakers. Includes specifications, packing contents, amplifier control panel details, MP3 player functions, remote control guide, Bluetooth pairing, and important safety/FCC information.</p>
	<p><a href="#">Optimus 32-1168 Karaoke with Voice Canceller Owner's Manual</a></p> <p>Owner's manual for the Optimus 32-1168 Karaoke with Voice Canceller. Learn how to connect, operate, and maintain your karaoke system, including features like voice cancellation and echo control.</p>
	<p><a href="#">RadioShack TCR-200 Telephone Cassette Recorder Owner's Manual</a></p> <p>Comprehensive user guide for the RadioShack TCR-200 Telephone Cassette Recorder. Learn about its features, installation, operation, maintenance, and important legal considerations for recording phone calls.</p>
	<p><a href="#">Optimus PRO SWS-250 Multimedia Amplified Speaker System User Manual</a></p> <p>Explore the Optimus PRO SWS-250 Multimedia Amplified Speaker System. This guide covers setup, connection options for computers and audio sources, operation, placement tips, and maintenance for your 5-inch subwoofer and 3-inch satellite speakers.</p>
	<p><a href="#">Radioshack 4001974 Retro Style Speaker User Manual</a></p> <p>Comprehensive user manual for the Radioshack 4001974 Retro Style Speaker. Learn about its specifications, features, front panel controls, remote operation, Bluetooth pairing, rear panel connections, and important usage guidelines.</p>

  
WIRELESS KEYBOARD  
MODEL 2607147  
USER MANUAL



### RadioShack 2607147 Wireless Keyboard User Manual


User manual for the RadioShack 2607147 Wireless Keyboard, detailing specifications, features, and FCC compliance information.

Documents - RadioShack – 4001764



[Radioshack Bluetooth Speaker Model Difference Statement](#)

Statement detailing model differences for Radioshack Bluetooth Speakers, confirming that only the model name varies while design, appearance, and materials remain consistent, thus not affecting RF testing. Includes FCC ID and model numbers.  
lang:sw **score:23** filesize: 673.56 K page\_count: 1 document date: 2024-03-25



[\[pdf\] Specifications Test Report](#)

PHILIP Test Reports RADIOSHACK WORLDWIDE CORP 40017 Bluetooth Speaker 2BDUR 2BDUR40017  
Report No. LP23080282C01-05 page 1 of 62 TEST REPORT Applicant: Address: Manufacturer: Address: Fa ... Republic of Panama E.U.T.: Model Number: Test Model Bluetooth Speaker 4001763, 4001768, 4001762, **4001764**, 4001765, 4001766, 4001767, 4001769, 4001770, 4001771, 4001772 4001763 Trade mark: FCC ID: ...  
lang:en **score:17** filesize: 3.64 M page\_count: 62 document date: 2024-03-26