

[manuals.plus](#) /

› [CHOYONG](#) /

› [CHOYONG LC90 Internet Radio Professional Multi-Functional SmartMulti-Band WIFI/4G Global Version choyoung Portable Radio FM/LW/MW/SW/SSB Shortwave Radio Bluetooth,TFCard,All World Radios BLACK](#)

## CHOYONG LC90

# CHOYONG LC90 Internet Radio User Manual

Model: LC90

Brand: CHOYONG

## INTRODUCTION

---

The CHOYONG LC90 is a professional multi-functional smart radio designed for global use. It offers extensive connectivity options including Wi-Fi and 4G, allowing access to over 40,000 internet radio stations worldwide. Beyond internet radio, it supports traditional multi-band reception including FM, LW, MW, SW, and SSB. The LC90 features a user-friendly interface, high-quality audio output, and a range of convenient functions such as Bluetooth connectivity, TF card support, voice search, and a long-lasting rechargeable battery.



Image: Front view of the CHOYONG LC90 Internet Radio, showcasing its display, controls, and extended antenna.

## SETUP

---

### 1. Powering On

The LC90 radio comes with a 5000mAh rechargeable battery included. Ensure the battery is properly inserted. If the radio does not power on, connect the charger and allow it to charge for at least 3 hours before attempting to power on again.

### 2. Network Connectivity

The LC90 supports multiple networking methods to access internet radio stations:

- **2.4G Wi-Fi:** Connect to your local Wi-Fi network. Navigate to the settings menu on the radio to select and connect to your desired Wi-Fi network.
- **4G SIM Card:** Insert a 4G SIM card into the designated slot for mobile network connectivity. Supported bands include FDD Band2/3/4/5 and TDD Band38/39/40/41.
- **E-SIM Card:** E-SIM card functionality is supported, primarily for North American regions.

# NETWORKING METHODS



Image: Illustration of the CHOYONG LC90's networking options, including 4G SIM card, 2.4G Wi-Fi, and E-SIM card.

## 3. Initial Software Update

Upon receiving the LC90, it is recommended to check for the latest software version. If your radio is not running version 4.6.2 or later, perform an Over-The-Air (OTA) upgrade. Ensure a stable Wi-Fi connection before starting the upgrade. The process typically takes 1-2 minutes, during which the radio will restart automatically.

## OPERATING INSTRUCTIONS

### 1. Internet Radio Operation

Access over 40,000 internet radio stations globally via Wi-Fi or SIM card. Stations are categorized by continent, country, province, city, type, and popularity. You can bookmark your favorite stations for quick access.

- **Adding Stations:** You can manually add new internet radio stations by entering a valid URL directly on the radio. The LC90 supports various audio formats including MP3, AAC, and M3U8.

- **Voice Search:** Utilize the voice search feature to quickly find radio stations. For example, say "Play VOA" to tune into Voice of America.

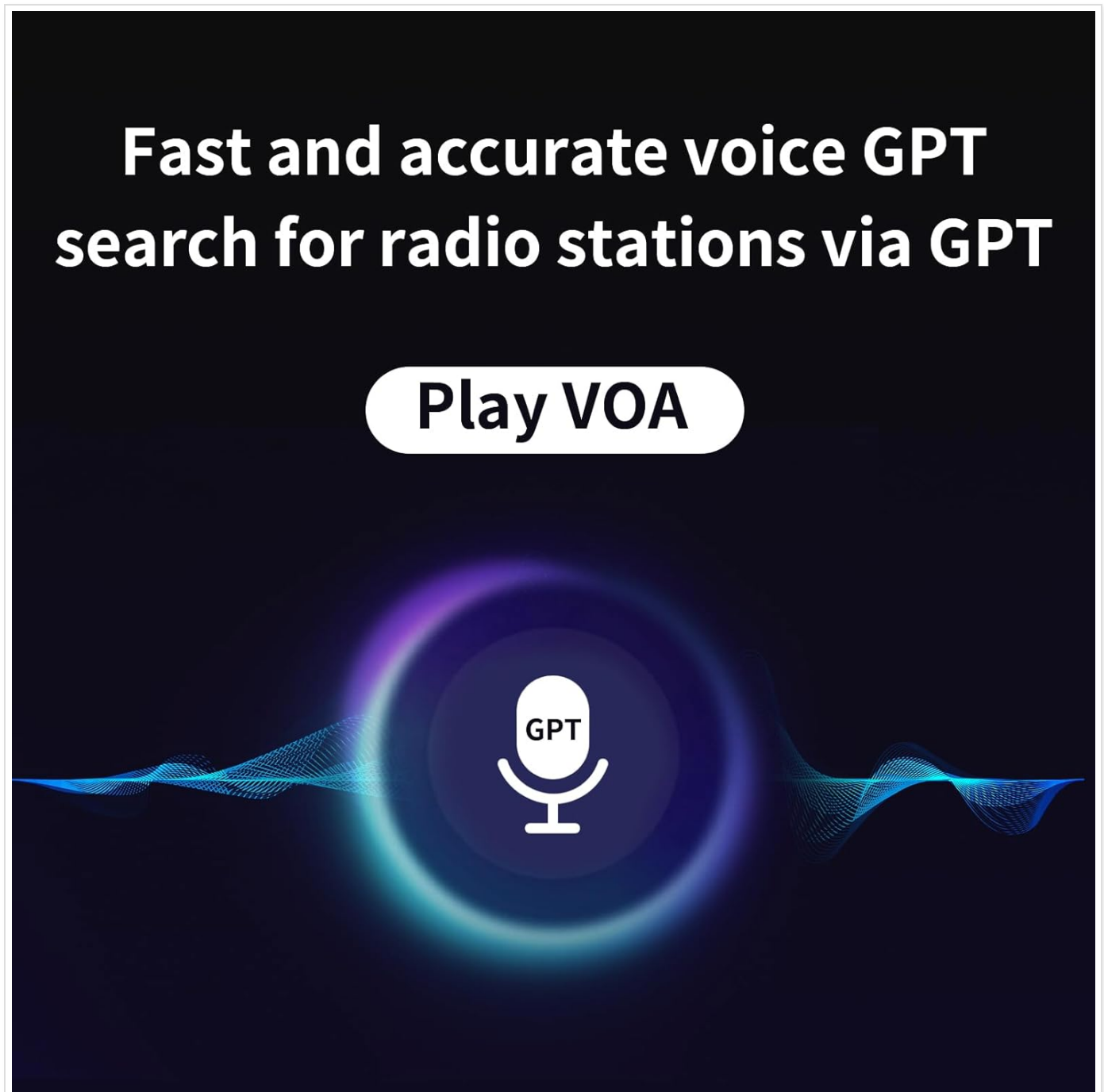


Image: Depiction of the voice search functionality on the CHOYONG LC90, enabling quick station access.

## 2. Multi-Band Radio Operation (FM/LW/MW/SW/SSB)

The LC90 allows reception of traditional radio bands with advanced controls:

- **Band Selection:** Easily switch between FM, LW, MW, and SW (Shortwave) bands.
- **SSB Support:** Supports Single Side Band (SSB) reception, including USB/LSB.
- **Tuning:** Features ATS (Automatic Tuning System) and direct frequency tuning. Fine tuning and quick shift tuning controls are available.
- **Bandwidth Control:** Manual and automatic bandwidth control options are provided.
- **Signal Indication:** The display shows signal strength and SNR (Signal-to-Noise Ratio) for optimal reception.

# Excellent multi-band radio performance



- FM / LW / MW / SW
- Supports Single Side Band (SSB) USB/LSB
- ATS & Direct frequency tuning
- Manual/Auto Bandwidth Control
- Signal strength & SNR indication
- Fine tuning and quick shift tuning control

Image: The CHOYONG LC90's display interface for multi-band radio, showing tuning options and signal indicators.

### 3. Bluetooth and TF Card Playback

The LC90 can connect to external devices via Bluetooth and play media from a Micro-SD (TF) card.

- **Bluetooth Connectivity:** Connect your mobile phones, computers, or tablets via Bluetooth 5.2. The radio automatically connects within a range of 32 feet (approximately 10 meters).
- **TF Card Support:** Insert a Micro-SD card (up to 32GB) to play audio files. The radio supports various formats including FLAC, WAV, APE, WMA, MP3, and MP4. It also supports folder management and direct chapter tuning by keyboard.

# Support Bluetooth TF/Micro-SD Card

Compatible with FLAC / WAV/ APE / WMA /MP3/M4A.....formats

Support folder management of TF/Micro-SD

Support direct chapter tuning by keyboard



BT 5.2



TF Card



Image: The CHOYONG LC90 demonstrating Bluetooth connectivity with a smartphone and highlighting the TF/Micro-SD card slot.

## 4. Audio Quality and Features

The LC90 is equipped with a two-way speaker system for excellent sound reproduction.

- **Speaker System:** Composed of a mid-bass speaker, a silk dome tweeter, and a low-frequency diaphragm, providing naturally fine-tuned sound.
- **Additional Features:** Includes a clock, alarm clock, timer playback, digital point of sale, and key backlighting for enhanced usability.

# Pleasant sound

Naturally fine tuned sound reproduction from  
one bass driver,  
one bass radiator, and one silk dome tweeter.



Image: An internal view of the CHOYONG LC90's speaker system, illustrating the bass driver, bass radiator, and silk dome tweeter for optimal sound.

## MAINTENANCE

### 1. Battery Care

The LC90 uses a 5000mAh rechargeable battery. To prolong battery life:

- Avoid fully discharging the battery frequently.
- Charge the battery regularly, even if not in use for extended periods.
- If the battery needs replacement, use the provided battery removal tool and replace it with a compatible 5000mAh rechargeable battery.

### 2. Cleaning

To clean the radio, use a soft, dry cloth. Do not use liquid cleaners or abrasive materials, as they may damage the

surface or internal components.

## TROUBLESHOOTING

### 1. Radio Fails to Switch On (Low Voltage)

If the radio does not power on due to low voltage:

1. Keep the radio charging for more than 3 hours to ensure the battery is fully charged.
2. Press and hold the power button for 30 seconds, then release it.
3. Press and hold the power button again for 5 seconds to attempt to power on.

### 2. Unable to Connect to Wi-Fi

If you encounter issues connecting to Wi-Fi:

- Ensure your Wi-Fi network is 2.4GHz. The radio only supports 2.4GHz Wi-Fi.
- Check your router settings. The radio supports WAP/WAP2/WAP3 encryption protocols. Ensure your network's encryption is compatible.
- Restart the radio and your Wi-Fi router.

## SPECIFICATIONS






Feature	Detail
Product Dimensions	7.87 x 1.57 x 4.8 inches (200 x 40 x 122 mm)
Item Weight	1.41 pounds (640g)
Model Number	LC90
Battery	5000mAh rechargeable battery (included, replaceable)
Connectivity Technology	2.4GHz Wi-Fi, 4G Network, Bluetooth 5.2
Radio Bands Supported	Internet Radio (40,000+ stations), FM (64-108MHz), LW (153-279KHz), MW (522-1710KHz), SW (2300-29999KHz), SSB (1KHz/10Hz step)
Speaker Output	15W
TF Card Support	Maximum 32GB
Earphone Jack	3.5mm
External Antenna Jack	3.5mm
Included Components	Owner's Manual, Quick Start Guide, Storage bag, Charger, Battery removal tool

## WARRANTY AND SUPPORT

For warranty information and technical support, please refer to the Owner's Manual included with your CHOYONG LC90 radio. You may also visit the official CHOYONG website or contact their customer service for assistance.

For additional resources, visit the [CHOYONG Store on Amazon](#).

Related Documents - LC90

	<p><a href="#">LC90 Portable Multi-Band Internet Radio User Manual</a></p> <p>Comprehensive user manual for the LC90 Portable Multi-Band Internet Radio, covering setup, operation, features, and troubleshooting.</p>
	<p><a href="#">Choyong LC90 Portable Multi-Band Internet Radio User Manual</a></p> <p>Comprehensive user manual for the Choyong LC90 portable multi-band internet radio, detailing setup, features, specifications, troubleshooting, and control locations.</p>
	<p><a href="#">Choyong LC90 Portable Multi-Band Internet Radio User Manual</a></p> <p>User manual for the Choyong LC90 portable multi-band internet radio, covering setup, controls, features, and troubleshooting.</p>
	<p><a href="#">CHOYONG A8W Portable Internet Radio User Manual</a></p> <p>Comprehensive user manual for the CHOYONG A8W Portable Internet Radio, covering setup, features, troubleshooting, and specifications. Learn how to connect to Wi-Fi, use voice search, manage stations, and update firmware.</p>
	<p><a href="#">Choyong LC90 Multi-Band Smart Radio: A Comprehensive Review</a></p> <p>Explore the features, performance, and design of the Choyong LC90, a compact multi-band smart radio offering AM, FM, shortwave, and internet connectivity. This review details its capabilities and limitations.</p>