

[Manuals.plus](#) /

› [Hiseeu](#) /

› Hiseeu Wireless Security Camera System Instruction Manual

## Hiseeu WK-4HS03-AT

# Hiseeu Wireless Security Camera System

Model: WK-4HS03-AT

## INTRODUCTION

This manual provides detailed instructions for the installation, operation, and maintenance of your Hiseeu Wireless Security Camera System. Please read this manual thoroughly before using the product to ensure proper functionality and safety. This system offers advanced motion detection, color night vision, and customizable alerts for enhanced security. Experience a complete, all-in-one solution featuring motion detection, two-way communication, and real-time alarm alerts for unmatched peace of mind. The dual-lens design expands the field of view, providing broader coverage for larger areas.




Image: The Hiseeu Wireless Security Camera System, including the NVR and four dual-lens cameras, along with a 1TB hard drive.

## WHAT'S IN THE BOX

Verify that all components are present in your package:

- 16CH WiFi NVR (Network Video Recorder) x 1
- Security Camera (Dual Lens PTZ) x 4
- 12V 2A Power Supply for NVR x 1
- 12V 1A Power Supply for Camera x 4
- Mouse x 1
- HDMI Cable x 1
- Ethernet Cable x 1
- User Manual x 1
- Warning Stickers x 2
- Screws Bag x 4



### Preset Position Setting

Define key locations around your home within the camera's monitoring range to focus on important areas. Easily manage footage and quickly locate specific scenes when needed.

Image: Visual representation of all items included in the product package.

## PRODUCT OVERVIEW

The Hiseeu Wireless Security Camera System features advanced technology for comprehensive surveillance. Key features include:

- **Wider View:** One fixed camera and one PTZ (Pan-Tilt-Zoom) camera provide extensive coverage, ensuring no details are missed.
- **Easy Installation:** Designed for straightforward setup, even for beginners.
- **Stable Connection:** Upgraded WiFi Pro technology supports both 2.4G and 5G WiFi for stable and smooth signal transmission up to 60ft.
- **Smart Motion Detection & Tracking:** Built-in PIR motion sensor accurately captures motion, triggering alerts and enabling the PTZ camera to automatically track individuals.
- **Clear Color Night Vision:** Offers infrared mode, full-color night vision, and intelligent adjustment for clear viewing in low light.
- **IP65 Waterproof:** Designed for outdoor use, resistant to rain and snow.
- **24/7 Recording:** Supports continuous recording with a built-in 1TB HDD, eliminating monthly fees.
- **Expandable System:** The NVR supports up to 16 channels (only 8 WS03 cameras can be connected), allowing for future expansion.

# Outdoor Camera Everywhere IP66 Waterproof

-25°C to 50°C (-13°F to 122°F)



Image: An outdoor camera demonstrating its IP65 waterproof design, suitable for various weather conditions.

## SETUP GUIDE

### 1. NVR Setup

1. Connect the NVR to a power source using the provided 12V 2A power supply.
2. Connect the NVR to your monitor or TV using the HDMI cable.

3. Connect the provided mouse to the NVR's USB port.
4. For initial setup and remote access, connect the NVR to your router using the Ethernet cable.

## 2. Camera Installation and Power

1. Mount the cameras in desired outdoor locations, ensuring they are within range of the NVR's Wi-Fi signal. Consider the 60ft extended connecting range.
2. Connect each camera to its dedicated 12V 1A power supply. The cameras are plug-in powered for continuous operation.

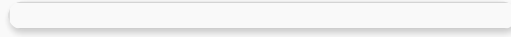


Image: A Hiseeu camera connected to its power adapter, illustrating the plug-in power feature.

## 3. Wi-Fi Connection

The cameras are pre-paired with the NVR for easy plug-and-play setup. The system supports both 2.4GHz and 5GHz Wi-Fi for reliable connectivity.

# Longer Region 2.4GHz/5GHz Wi-Fi Connect

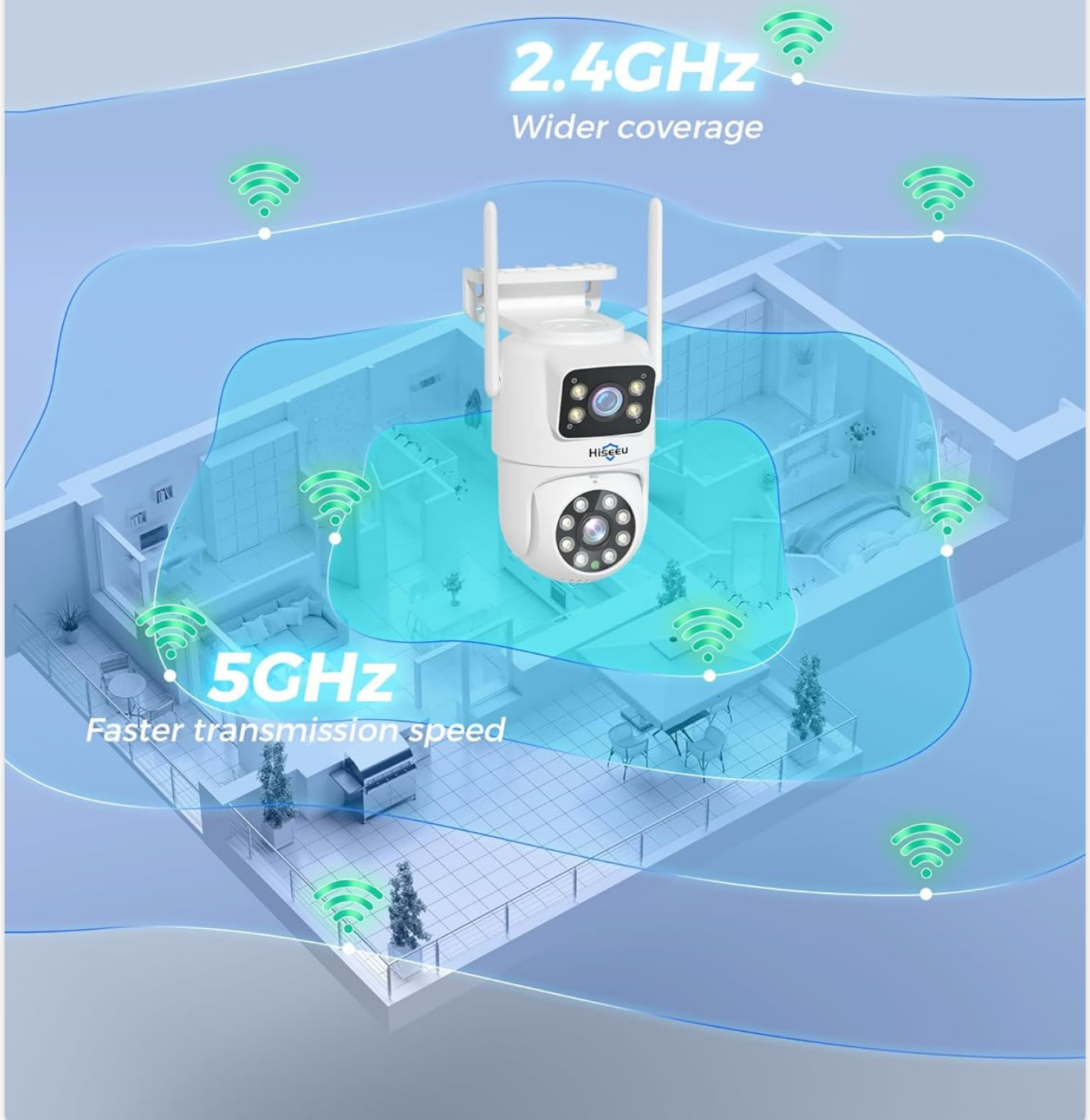


Image: Diagram illustrating the wider coverage of 2.4GHz Wi-Fi and faster transmission speed of 5GHz Wi-Fi for the camera system.

## 4. App Setup (Eseecloud)

1. Download the Eseecloud app from your smartphone's app store.
2. Register an account and log in.
3. Add your NVR system by scanning the QR code on the NVR or manually entering its ID.
4. Follow the in-app instructions to complete the setup.

## OPERATING INSTRUCTIONS

---

### Live Viewing and Playback

Once set up, you can view live feeds from all cameras on your connected monitor or through the Eseecloud app. The NVR supports 24/7 continuous recording to the built-in 1TB HDD. You can also view 8-channel playback simultaneously.



Image: A monitor and a smartphone displaying multiple camera feeds simultaneously, highlighting the 8-screen display capability.

### Pan & Tilt (PTZ) Control

The PTZ cameras offer 360° pan and tilt capabilities. Use the Eseecloud app to remotely control the camera's direction and zoom. The dual-lens design provides two distinct viewing angles simultaneously.

# Dual Lens & 360° View

Presenting 2 angle video, keep recording any details



Image: A HiSeeu dual-lens camera demonstrating its 360-degree pan and tilt capabilities, showing two simultaneous viewing angles.

## Smart Motion Detection & Auto-Tracking

The built-in PIR motion sensor detects human movement, triggering alerts and initiating auto-tracking. The PTZ camera will follow the detected individual, while the fixed camera maintains its original view.



Image: An illustration of the auto-tracking technology, showing the camera focusing on and following a moving person.

## **Color Night Vision**

The cameras feature built-in LED lights for enhanced night vision. You can select from three recording modes: infrared mode (black and white), full-color night vision mode, or intelligent adjustment of color night vision.

# 4MP Super HD View Stunning Color Night Vision

8Pcs

Infrared LEDs

60Ft

Night Vision



Image: A split image showing the difference between standard night vision (left) and 4MP Super HD color night vision (right) from a HiSeeu camera.

## Two-Way Audio Communication

Speak directly to family members or visitors, or deter intruders using the clear, real-time two-way audio feature accessible through your mobile device.

era System



Image: A person interacting with someone via the camera's two-way audio feature on their smartphone.

## **Remote Viewing and Sharing**

Access your camera feeds remotely from anywhere using the Eseecloud app. You can also share access to the system with family members.

# Remotely View Everywhere Everytime

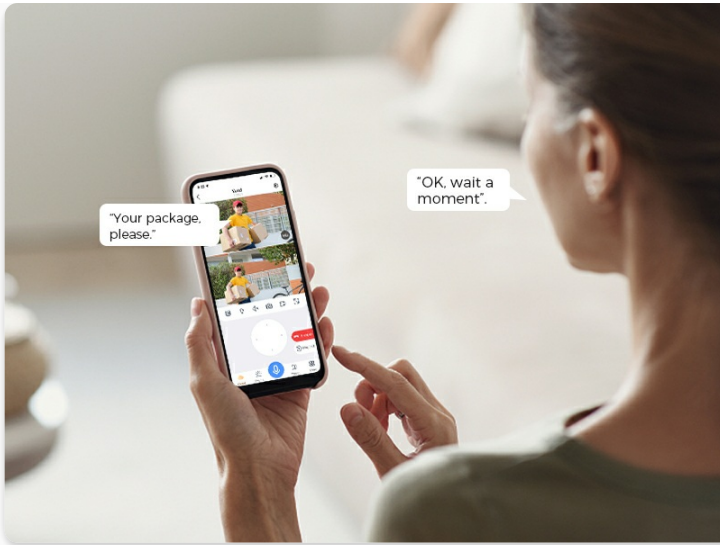
Sharing anyone you want



Image: A smartphone displaying live camera feeds, with a map overlay indicating remote viewing capabilities from various locations.

## Activity Zones and Preset Positions

Define specific activity zones to receive alerts only for relevant areas, reducing false notifications. You can also set preset positions for the PTZ cameras to quickly monitor key locations.



## Two-Way Audio Communication

Speak directly to family members, visitors, or deter intruders with clear, real-time audio through your mobile device, enhancing both security and convenience.

Image: A yard with four marked preset positions, illustrating how users can define key monitoring areas for the camera.

## Works with Alexa

Integrate your Hiseeu system with Alexa for convenient voice control and viewing on compatible smart displays.

### Events Notification

When someone is passing by, the camera will auto-triggered and record, at the same time, the motion events will pop up on your phone App.



Image: A smart display showing a live camera feed, with a speech bubble indicating Alexa integration for convenient viewing.

## MAINTENANCE

- **Regular Cleaning:** Periodically clean the camera lenses with a soft, damp cloth to ensure clear image quality.
- **Firmware Updates:** Check the Eseecloud app or Hiseeu's official website for any available firmware updates to ensure optimal performance and security.
- **Power Supply:** Ensure all power connections are secure and free from damage.
- **Hard Drive Management:** The 1TB HDD provides ample storage. The system will automatically overwrite older footage when full. You can back up important recordings as needed.

## TROUBLESHOOTING

Problem	Possible Cause	Solution
---------	----------------	----------

Problem	Possible Cause	Solution
No image on monitor/app	Power issue, loose cable, NVR/camera not connected.	Check power connections for NVR and cameras. Ensure HDMI/Ethernet cables are securely connected. Restart NVR.
Poor Wi-Fi signal/connection	Camera too far from NVR, interference.	Relocate camera closer to NVR. Ensure no major obstructions. Consider a Wi-Fi repeater if cameras are more than 30 feet from the NVR.
App is slow or unresponsive	Network congestion, app bug, outdated app version.	Check your internet connection speed. Restart the app. Ensure the app is updated to the latest version.
False motion alerts	Sensitivity too high, environmental factors (e.g., moving branches).	Adjust motion detection sensitivity in the app. Set up activity zones to exclude irrelevant areas.

## SPECIFICATIONS

- **Brand:** Hiseeu
- **Model Number:** WK-4HS03-AT
- **Connectivity Technology:** Wireless
- **Video Capture Resolution:** 1920p (3MP)
- **Special Features:** App Control, Human Detection, Motion Sensor, Privacy Masking, Two-Way Audio
- **Number of Channels:** 4 (expandable up to 16 channels for WS03 cameras)
- **Color:** White
- **Power Source:** Corded Electric
- **Item Dimensions (L x W x H):** 5 x 8 x 10 inches
- **Recommended Uses:** Outdoor
- **Compatible Devices:** Smartphones
- **Signal Format:** Digital
- **Other Camera Features:** Dome-shaped cameras with dual 3MP lenses and 5MP PTZ capabilities
- **Low Light Technology:** Night Vision
- **Antenna Type:** Internal
- **Frame Rate:** 30 FPS
- **Recording Mode:** Continuous motion detection
- **Optical Sensor Technology:** CMOS
- **Hardware Interface:** 802.11 ac/b/g/n
- **Lens Type:** Fixed
- **Video Input:** RJ45
- **Viewing Angle:** 360 Degrees
- **Item Weight:** 8.68 pounds

## WARRANTY AND SUPPORT

Hiseeu offers a 12-month warranty period for this product. For any technical assistance or support, please contact Hiseeu customer service. They provide 24/7 fast response support via email or phone call.



Image: A customer service representative with a headset, symbolizing high-quality response and considerate service.

© 2025 Hiseeu. All rights reserved.