

**Manuals+**

[Q & A](#) | [Deep Search](#) | [Upload](#)

manuals.plus /

› [Whirlpool](#) /

› [Whirlpool IF INV 375 ILLUSIA STEEL CONV Refrigerator User Manual](#)

## Whirlpool IF INV 375 ILLUSIA STEEL CONV

# Whirlpool 327 L Convertible Frost Free Refrigerator User Manual

Model: IF INV 375 ILLUSIA STEEL CONV

## 1. PRODUCT OVERVIEW

This manual provides essential information for the safe and efficient operation of your Whirlpool 327 L 3 Star Convertible Frost Free Inverter Double Door Refrigerator. Please read it thoroughly before using the appliance.



Front view of the Whirlpool 327 L Double Door Refrigerator in Illusia Steel finish.

The refrigerator features a 327-liter capacity, suitable for medium to large-sized families, and is equipped with a 3-star energy rating as per BEE guidelines (effective January 1, 2023). It includes advanced technologies for freshness and energy efficiency.

## 2. SETUP AND INSTALLATION

---

### 2.1 Unpacking

- Carefully remove all packaging materials.
- Inspect the refrigerator for any damage incurred during transit. Report any damage immediately to your retailer.
- Ensure all included components are present: 1 Refrigerator, User Manual, Warranty Card.

### 2.2 Placement

- Place the refrigerator on a firm, level surface.
- Allow adequate space around the appliance for proper ventilation.
- Avoid direct sunlight or proximity to heat sources.

### 2.3 Electrical Connection

The refrigerator operates on 230 Volts. It features stabilizer-free operation within a voltage range of 95V to

300V. Connect the appliance to a dedicated power outlet.

## 2.4 Dimensions and Weight

- **Dimensions (LxWxH):** 71.8 x 61.5 x 175.1 Centimeters
- **Item Weight:** 59 kg

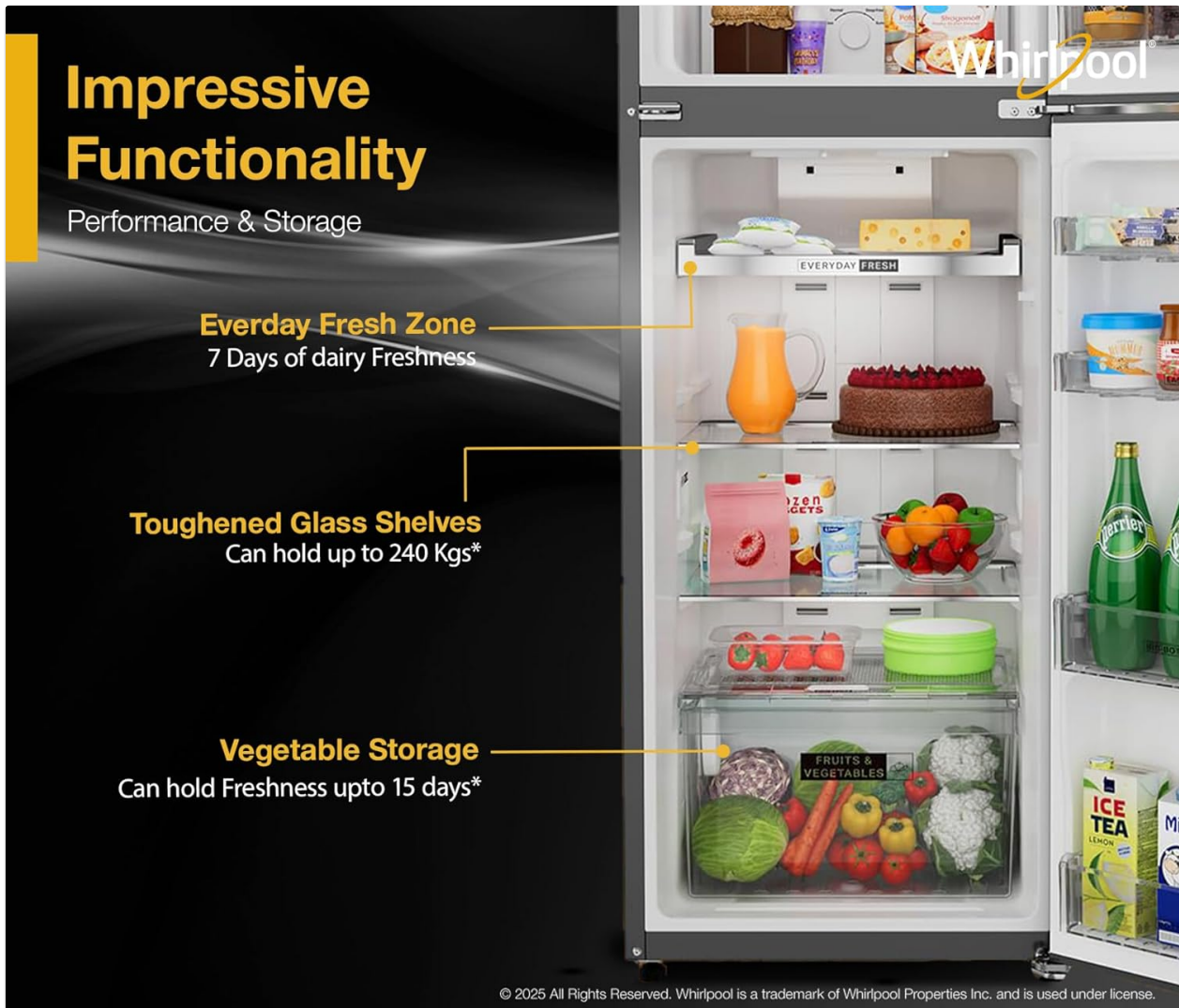


Diagram showing the dimensions of the refrigerator.

## 3. OPERATING INSTRUCTIONS

### 3.1 UI Panel and Temperature Control

The refrigerator features a user interface panel for controlling various functions, including convertible modes and temperature settings. The panel allows selection between High, Medium, Low, and Auto temperature control modes.



Close-up of the UI Panel for mode and temperature selection.

### 3.2 5-in-1 Convertible Modes

Your refrigerator offers five convertible modes to adapt to your storage needs:

- **All Season Mode:** Standard operation for both fridge and freezer.
- **Chef Mode:** Optimizes conditions for fresh food storage.
- **Dessert Mode:** Ideal for desserts and frozen treats.
- **Party Mode:** Provides extra cooling for beverages and party food.
- **Deep Freeze Mode:** Enhances freezing capabilities.

# Practical Vegetable Storage

Whirlpool®



**Zeolite Technology**



**2X Longer Vitamin Preservation**



**India's Fastest Convertible Refrigerator - 27 mins**



**15 Days of Extended Freshness**



© 2025 All Rights Reserved. Whirlpool is a trademark of Whirlpool Properties Inc. and is used under license.

Visual representation of the five convertible modes.

## 3.3 Ice Making

The Deep Freeze setting allows for rapid ice production, yielding ice in approximately 85 minutes.

## 3.4 Cooling Retention

The integrated CoolPad in the freezer helps retain cooling for up to 17 hours throughout the entire refrigerator during power outages.

## 3.5 Freshness Technologies

- **Microblock Technology:** Prevents up to 99% of bacterial growth, contributing to extended freshness of stored items.
- **Active Deo:** Maintains a fresh and odor-free refrigerator environment by preventing the mixing of different food odors.
- **Honeycomb Moisture Lock Crisper Cover:** This cover condenses evaporated moisture from food, ensuring balanced air and optimal freshness in the vegetable compartment. It helps preserve vegetables for up to 15 days.



The vegetable crisper with its specialized moisture-locking cover.

## 4. MAINTENANCE

### 4.1 Cleaning

- Regularly clean the interior and exterior surfaces of the refrigerator with a mild detergent and soft cloth.
- Ensure the door seals are clean and free from debris to maintain efficiency.
- The frost-free design minimizes ice buildup, but occasional wiping of condensation is recommended.

### 4.2 Power Saving Tips

- Avoid opening the refrigerator door frequently or for extended periods.
- Ensure food items are cooled before placing them inside.
- Keep the condenser coils at the back of the refrigerator clean for optimal performance.

## 5. TROUBLESHOOTING

If you encounter any issues with your refrigerator, please refer to the following basic troubleshooting steps before contacting customer service:

- **No Power:** Check if the power cord is securely plugged into the outlet and if the circuit breaker has tripped.

- **Insufficient Cooling:** Ensure the temperature settings are correct, the doors are fully closed, and there is adequate ventilation around the appliance. Avoid overloading the refrigerator.
- **Unusual Noises:** Some operational noises are normal. However, if you hear loud or persistent unusual noises, ensure the refrigerator is level and not touching any walls or cabinets.
- **Water Leakage:** Check if the drain pan is correctly positioned and if the drain hose is clear.

For more detailed troubleshooting or issues requiring professional assistance, please contact Whirlpool customer support.

## 6. SPECIFICATIONS

Feature	Detail
Brand	Whirlpool
Model	IF INV 375 ILLUSIA STEEL CONV
Capacity	327 litres
Annual Energy Consumption	239 Kilowatt Hours Per Year (3 Star Rating)
Refrigerator Fresh Food Capacity	254 litres
Freezer Capacity	73 Litres
Installation Type	Freestanding
Form Factor	Convertible
Special Features	Frost Free, 5-in-1 Convertible Modes, Stabilizer Free Operation (95V-300V), Intellisense Inverter Technology
Colour	Illusia Steel
Voltage	230 Volts
Defrost System	Frost Free
Door Material	Stainless Steel
Shelf Type	Toughened Glass
Number of Shelves	5
Item Dimensions (LxWxH)	71.8 x 61.5 x 175.1 Centimeters
Item Weight	59 kg

# Super Chill in Just Minutes

Whirlpool®



## Intelli-icemaker

Adaptive and innovative water docking system with easy-fill ice tray

## Large Freezer

73 Litres Freezer capacity

© 2025 All Rights Reserved. Whirlpool is a trademark of Whirlpool Properties Inc. and is used under license.

Summary of key features and specifications.

## 7. WARRANTY AND SUPPORT

Your Whirlpool refrigerator comes with comprehensive warranty coverage:

- **Product Warranty:** 1 year from the date of purchase.
- **Compressor Warranty:** 10 years from the date of purchase.
- The compressor is certified for 25 years of reliability by VDE.

For warranty claims, service requests, or technical support, please refer to the contact information provided in your Warranty Card or visit the official Whirlpool India website.

# Impressive Functionality

Performance & Storage

**Everday Fresh Zone**  
7 Days of dairy Freshness

**Toughened Glass Shelves**  
Can hold up to 240 Kgs\*


**Vegetable Storage**  
Can hold Freshness upto 15 days\*






© 2025 All Rights Reserved. Whirlpool is a trademark of Whirlpool Properties Inc. and is used under license.

Refrigerator showing the 10-year warranty and energy efficiency labels.

© 2025 Whirlpool. All rights reserved.

**Related Documents - IF INV 375 ILLUSIA STEEL CONV**

	<p><a href="#">Whirlpool WHC18T311 Fridge Freezer User Manual</a></p> <p>This user manual provides comprehensive instructions for the Whirlpool WHC18T311 Integrated Frost Free Fridge Freezer, covering setup, operation, food storage, maintenance, and troubleshooting.</p>
---	--

	<p><a href="#">Whirlpool WRMF3636R 36-Inch French Door Bottom Mount Refrigerator: Features, Specs, Installation</a></p> <p>Detailed overview of the Whirlpool WRMF3636R French Door Bottom Mount Refrigerator, including key features, dimensions, electrical and water requirements, and installation guidelines. Available in multiple finishes.</p>
	<p><a href="#">Whirlpool Refrigerator Use and Care Guide: Models ED27DQ, ED25DQ, ED22DQ</a></p> <p>Comprehensive guide for Whirlpool refrigerator-freezers with ThirstCrusher™ dispensing system. Covers installation, operation, maintenance, troubleshooting, food storage, and warranty information for models ED27DQ, ED25DQ, and ED22DQ.</p>
	<p><a href="#">Whirlpool ED22ZR Refrigerator-Freezer Use &amp; Care Guide</a></p> <p>Comprehensive guide for the Whirlpool ED22ZR No-Frost Refrigerator-Freezer, covering setup, operation, cleaning, food storage, troubleshooting, and warranty information.</p>
	<p><a href="#">Whirlpool AWG 327 Washing Machine Service Manual - Technical Data, Parts, and Diagrams</a></p> <p>Comprehensive service manual for the Whirlpool AWG 327 washing machine, detailing technical specifications, spare parts, wiring diagrams, circuit diagrams, timer functions, and exploded views for service and repair.</p>
	<p><a href="#">Whirlpool Refrigerator-Freezer Use and Care Guide: Models ED27DQ, ED25DQ, ED22DQ</a></p> <p>Comprehensive use and care guide for Whirlpool No-Frost Refrigerator-Freezers with ThirstCrusher™ dispensing system, including safety instructions, parts identification, operation, maintenance, food storage, troubleshooting, and warranty information.</p>