

**COSLUS W40(F5020E)**

# COSLUS Water Flosser Pick Instruction Manual

Model: W40(F5020E)

## PRODUCT OVERVIEW

The COSLUS Water Flosser Pick with Whitening Mint Refill Combo is designed for comprehensive oral hygiene, offering deep cleaning and stain removal. It utilizes ultra-fine dual-stream water technology to effectively remove plaque and surface stains, promoting gum health and fresh breath. This device is suitable for daily use, including for individuals with braces or sensitive gums.



Image: The COSLUS Water Flosser Pick, showing the main unit, various nozzles, and the whitening mint refills.

## WHAT'S INCLUDED

Upon unboxing, please verify that all components are present:

- 1 × COSLUS Whitening Teeth Water Flosser (Model W40(F5020E))
- 30 × Whitening Mint-Infused Refills
- 1 × Whitening Tip
- 1 × Standard Jet Tip
- 1 × Orthodontic Tip
- 1 × User Manual
- 1 × Charging Cable (Adapter not included)



Image: The COSLUS Water Flosser unit displayed with its three interchangeable nozzles.

## SETUP

### Charging the Device

Before first use, fully charge the water flosser. The device is powered by a 1400mAh battery and takes approximately 3 hours to fully charge. A 5V adapter (not included) is required for charging. Once charged, the device can last up to 30 days with typical use.

A graphic showing a cross-section of the water flosser's internal battery compartment. The battery is green and features a white lightning bolt icon. To the right, the text 'Up to 30 DAYS Super Long Battery Life' is displayed in large, bold letters. Below this, a comparison is shown: 'Our' with a teal bar for '30 Days' and 'Other' with a grey bar for '15 Days'. A note at the bottom states: 'Note: Adapter is not included to avoid wasting resources, but you can charge it using any 5V adapter on hand. If need, get from COSLUS.'

Category	Duration
Our	30 Days
Other	15 Days

**Note:** Adapter is not included to avoid wasting resources, but you can charge it using any 5V adapter on hand. If need, get from COSLUS.

Image: Visual representation of the water flosser's long-lasting battery, indicating up to 30 days of usage on a single charge.

### Filling the Water Tank

The COSLUS Water Flosser features a 300ML (10 oz) removable large capacity tank, reducing the need for frequent refills during use.

1. Detach the water tank from the main unit.
2. Fill the tank with lukewarm water. For enhanced cleaning and whitening, you may add a COSLUS Whitening Mint-Infused Refill tablet into the whitening tip as described in the operating section.
3. Reattach the water tank securely to the main unit.



Image: Comparison of the COSLUS water flosser's 300ml water tank capacity versus a smaller 150ml tank found in other models.

## Attaching Nozzles

Select the desired nozzle (Whitening Tip, Standard Jet Tip, or Orthodontic Tip) and firmly insert it into the opening at the top of the flosser handle until it clicks into place.

## OPERATING INSTRUCTIONS

The COSLUS Water Flosser offers three adjustable modes for various oral care needs: Food Removal, Orthodontic Care, and Coffee Stain Removal/Whitening Boost.

### Using the Water Flosser

1. **Insert the Whitening Tip:** If using the whitening function, insert the dedicated whitening tip.
2. **Rotate to Open Nozzle:** Gently twist the nozzle to open the compartment for the mint refill.
3. **Add Whitening Mint:** Place one whitening mint-infused refill tablet into the designated slot within the nozzle.
4. **Select Mode:** Press the 'MODE' button on the device to cycle through the available modes and select the appropriate one for your needs.
5. **Position and Activate:** Place the jet tip into your mouth first, then press the power switch to begin flossing. Direct the water stream at a 90-degree angle to your gums and teeth.



Image: Step-by-step guide illustrating the process of setting up and using the water flosser, including adding the whitening mint.

## Nozzle Types and Their Uses

- **Standard Jet Tip:** Ideal for daily deep cleaning and general plaque removal.
- **Whitening Tip:** Designed for use with whitening mint refills to improve yellow stains, gently whiten teeth, and freshen breath.
- **Orthodontic Tip:** Specifically designed for cleaning around braces, bridges, and other dental work, effectively removing residual material.



Image: Detailed view of the three multi-functional nozzles and their specific applications for oral care.

## MAINTENANCE

### Cleaning the Device

The COSLUS Water Flosser is IPX7 waterproof, allowing for safe rinsing under water or use in the shower. To maintain hygiene and performance:

- After each use, empty any remaining water from the tank.
- Rinse the water tank and the nozzle under running water.
- Wipe the main unit with a soft, damp cloth.
- Allow all components to air dry completely before reassembling or storing.



Image: The water flosser demonstrating its IPX7 waterproof capability, indicating it can be safely rinsed.

### Storage

Store the water flosser in a clean, dry place away from direct sunlight and extreme temperatures. Ensure

the tank is empty and clean before long-term storage.

## TROUBLESHOOTING

- **Water Spraying Everywhere:** The water flosser delivers a powerful stream. To minimize splashing, ensure the tip is fully inside your mouth before turning the device on. Some users find it helpful to use the device in the shower or over a sink to manage any spray.
- **Insufficient Pressure:** Ensure the water tank is adequately filled and securely attached. Check that the nozzle is firmly inserted. If the issue persists, clean the nozzle to ensure no blockages.
- **Device Not Turning On:** Verify that the device is fully charged. Connect it to the charging cable and a 5V adapter for at least 3 hours.
- **Reduced Whitening Effect:** Ensure you are using fresh COSLUS Whitening Mint-Infused Refills and that the whitening tip is correctly installed. Consistent daily use is recommended for optimal results.

## SPECIFICATIONS

Item Model Number	W40(F5020E)
Product Dimensions	9.09 x 2.73 x 2.18 inches
Item Weight	15.52 ounces
Water Tank Capacity	300 ML (10 oz)
Battery Capacity	1400mAh
Charging Time	Approx. 3 hours
Battery Life	Up to 30 days
Waterproof Rating	IPX7
Power Source	Battery Powered

## WARRANTY AND SUPPORT

The COSLUS Water Flosser is designed for durability, with an upgraded metal motor providing a service life of more than 3 years. For any product inquiries, technical support, or warranty claims, please contact COSLUS customer service through the retailer where the product was purchased or visit the official COSLUS brand store online.

*Note: Statements regarding dietary supplements have not been evaluated by the FDA and are not intended to diagnose, treat, cure, or prevent any disease or health condition.*


### Related Documents






### [COSLUS F5020E Oral Irrigator User Manual](#)

This user manual provides instructions for the COSLUS F5020E Oral Irrigator, covering product overview, charging, operation, cleaning, maintenance, troubleshooting, and disposal.




### [Coslus C20\(F5020E\) Water Dental Flosser Quick Guide](#)

A quick guide for activating your 24-month warranty and using the Coslus C20(F5020E) Water Dental Flosser, including setup, operation, and tips for sensitive gums.



### [COSLUS Water Dental Flosser F5020E User Manual](#)

User guide for the COSLUS Water Dental Flosser F5020E, a portable cordless oral irrigator. Includes safety precautions, product overview, and operating instructions for charging and use.



### [COSLUS C20 Dual Stream Water Dental Flosser User Manual & Guide](#)

Comprehensive user manual for the COSLUS C20 Dual Stream portable cordless water dental flosser. Learn about features, specifications, usage, maintenance, and troubleshooting for effective oral hygiene.