


## Donner RISING-G1

# Donner RISING-G1 Carbon X Wood Acoustic Guitar Instruction Manual

This manual provides comprehensive instructions for the setup, operation, and maintenance of your Donner RISING-G1 Carbon X Wood Acoustic Guitar.

## 1. PRODUCT OVERVIEW

The Donner RISING-G1 is a 38-inch acoustic guitar featuring a unique blend of materials: a 3K pure carbon fiber fabric top and a high-quality African mahogany body. This combination is designed to offer both durability and a rich, resonant sound. Its ergonomic design and compact size make it suitable for both beginners and intermediate players, as well as for travel.



*Figure 1: The Donner RISING-G1 Carbon X Wood Acoustic Guitar with its included gig bag.*

## 2. COMPONENTS INCLUDED

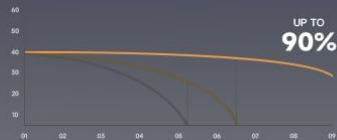
Your Donner RISING-G1 guitar kit includes the following items:

- Donner RISING-G1 Carbon X Wood Acoustic Guitar
- Gig Bag (for protection and transport)
- Guitar Strap
- Set of Steel Strings (Phosphor Bronze)
- Guitar Picks
- Allen Wrench (for truss rod adjustments)
- Cleaning Cloth

# CARBON X WOOD ACOUSTIC GUITAR

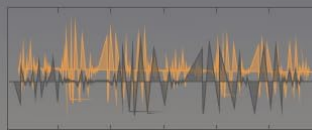
## 1 Easy Maintenance

More durable and stable



## 2 Well-Balanced Tone

A stronger tonal grain and more prominent mid-high frequencies



## 3 Comfortable Woody Sound



## 4 Better Resonance



■ RISING-G1 ■ WOODEN  
■ CARBON FIBER FULL



Figure 2: All accessories included with the Donner RISING-G1 guitar kit.

## 3. SETUP

### 3.1 Initial Inspection

Upon receiving your guitar, carefully remove it from its packaging. Inspect the instrument for any signs of shipping damage. Ensure all listed components are present in the kit.

### 3.2 String Installation and Tuning

The guitar comes with strings pre-installed, but they may be loosened for shipping. To prepare for playing, gently tighten the tuning pegs until the strings are taut. Use a digital tuner to tune each string to its correct pitch (E-A-D-G-B-e, from thickest to thinnest). New strings may stretch and require frequent re-tuning

during the first few playing sessions.

Your browser does not support the video tag.

*Video 1: This video demonstrates the unboxing process and initial handling of the Donner RISING-G1 guitar, including a first look at the instrument and its accessories.*

## 4. OPERATING INSTRUCTIONS

---

### 4.1 Holding the Guitar

For comfortable playing, sit on a chair without arms. Rest the guitar's waist on your right thigh (for right-handed players) or left thigh (for left-handed players). The neck should be angled slightly upwards, allowing easy access to the fretboard. Use the included strap for standing play, ensuring the guitar is at a comfortable height.

### 4.2 Basic Playing Techniques

Familiarize yourself with basic chords and strumming patterns. The smooth, anti-oxidation rounded frets and high-density HPL fretboard are designed for comfortable playability. Experiment with different picking and strumming techniques to explore the guitar's tonal range.

Your browser does not support the video tag.

*Video 2: An overview video showcasing the Donner RISING-G1 Carbon X Wood Acoustic Guitar in use, highlighting its sound and playability.*

## 5. MAINTENANCE

---

### 5.1 Cleaning

Regularly wipe down your guitar with the provided cleaning cloth to remove dust, fingerprints, and sweat. For a deeper clean, use a guitar-specific cleaning solution on a soft cloth. Avoid abrasive cleaners or solvents that could damage the finish.

### 5.2 String Care

Wipe your strings after each use to prolong their life and maintain tone. Replace strings regularly, typically every 1-3 months depending on playing frequency, to ensure optimal sound quality and playability.

### 5.3 Storage

Store your guitar in its gig bag when not in use to protect it from dust and minor impacts. Avoid exposing the guitar to extreme temperatures (e.g., direct sunlight, hot cars, freezing cold) or excessive humidity, as these conditions can affect the instrument's materials and structural integrity. Maintain a stable environment to ensure the guitar's longevity and tuning stability.

## 6. TROUBLESHOOTING

---

### 6.1 Common Issues and Solutions

- **Tuning Instability:** New strings require time to stretch. Tune frequently during initial use. Ensure tuning pegs are securely tightened.
- **String Buzz:** Minor buzzing can sometimes be resolved by adjusting playing technique. If persistent, the string action might be too low or the neck relief needs adjustment. Use the provided Allen wrench

for truss rod adjustments, or consult a professional guitar technician if unsure.

- **Environmental Damage:** Avoid storing the guitar in direct sunlight, near heat sources, or in areas with extreme temperature fluctuations or high humidity. These conditions can cause warping or adhesive failure, impacting the guitar's structure and sound.







## 7. SPECIFICATIONS

Feature	Detail
Model Number	RISING-G1
Item Weight	3.5 pounds
Product Dimensions	38 x 38 x 38 inches
Top Material	Carbon Fiber
Back Material	Mahogany Wood
Body Material	Mahogany
Neck Material Type	Mahogany
Fretboard Material	HPL
String Material	Phosphor Bronze
Number of Strings	6
Guitar Bridge System	Fixed
Color Name	Black
Hand Orientation	Right

## 8. WARRANTY AND SUPPORT

Your Donner RISING-G1 guitar is covered by a manufacturer's warranty. For detailed warranty information, including terms and conditions, please refer to the warranty card included with your product or visit the official Donner website.

For technical support, troubleshooting assistance, or any other inquiries, please contact Donner customer service through the channels provided on the official website or your purchase documentation.

	<p><a href="#">Donner Acoustic Guitar Instruction Manual</a></p> <p>A comprehensive instruction manual for the Donner Acoustic Guitar, covering parts identification, tuning machine adjustment, string replacement, truss rod adjustment, tuning procedures, and daily maintenance.</p>
	<p><a href="#">Donner HUSH-I Silent Guitar User Manual - Setup, Tuning, and Specifications</a></p> <p>Comprehensive user manual for the Donner HUSH-I Silent Guitar. Learn about setup, assembly, tuning, string changing, power supply, specifications, and FCC compliance.</p>
	<p><a href="#">Donner HUSH-I PRO Acoustic-Electric Guitar User Manual   Features &amp; Operation Guide</a></p> <p>Comprehensive user manual for the Donner HUSH-I PRO acoustic-electric guitar. Learn about its features, integrated effects, operation, specifications, and access support resources on the official Donner website.</p>
	<p><a href="#">Donner Electric Guitar User Manual: Setup, Tuning, and Maintenance Guide</a></p> <p>Comprehensive user manual for Donner electric guitars, featuring the 'Create Your Music Moment' theme. Covers setup, string replacement, tuning, intonation, and maintenance. Includes safety guidelines. Visit <a href="http://donnermusic.com">donnermusic.com</a> for more.</p>
	<p><a href="#">Donner HUSH-C Guitar User Manual: Setup, Operation, and Specifications</a></p> <p>Comprehensive user manual for the Donner HUSH-C headless travel guitar, covering setup, safety precautions, component details, string replacement, power supply, and technical specifications.</p>
	<p><a href="#">Donner HUSH-I PRO User Manual: Create Your Music Moment</a></p> <p>Comprehensive user manual for the Donner HUSH-I PRO guitar, detailing setup, features, effects, and maintenance. Learn to create your unique sound with this versatile travel guitar.</p>