Saved from manuals.plus.
Open the live page for links to other documents and user manuals.

MERACH MR-T26

MERACH Walking Pad T26

INSTRUCTION MANUAL

1. Introduction

Thank you for choosing the MERACH Walking Pad T26. This compact and powerful under-desk treadmill is designed to help you stay active whether you're at home or in the office. Its quiet operation and user-friendly features make it an ideal fitness companion.



The MERACH Walking Pad T26, shown in a home office setting, demonstrating its compact design and ease of use.

Key Features:

- **Integrated Die-Casting Technology:** Whole steel frame structure for extreme support and longevity, supporting up to 265 lbs.
- **Powerful & Quiet Motor:** 2.75HP twin-turbo motor with noise less than 45dB.
- **Magnetic Remote Control:** Corded remote that attaches to the treadmill to prevent loss.
- **LED Display:** Clearly shows exercise data including speed, time, distance, and calories.
- **5-Layer Non-Slip Running Belt:** Gym-grade diamond running belt with 2 high elastic silicone shock absorbers for knee protection.
- **Ultra-Compact Design:** Measures 45.7 x 18.7 x 5.2 inches, ultra-low 5.2-inch body for easy storage.
- **Portability:** Ultra-lightweight at 40 pounds with built-in pulleys and portable armrests for effortless movement.

2. Important Safety Instructions

Please read all instructions carefully before using the MERACH Walking Pad T26. Keep this manual for future reference.

- Always place the walking pad on a flat, stable surface.
- Ensure there is adequate clear space around the walking pad (at least 20 inches on each side and 40 inches behind).
- Keep children and pets away from the walking pad during operation.
- Do not wear loose clothing or jewelry that could get caught in the moving parts.
- Consult your physician before starting any new exercise program.
- Use only the provided power cord and ensure it is properly connected to a grounded outlet.
- Do not operate the walking pad if it has a damaged cord or plug, or if it is not working properly.
- Never step on or off the walking pad while the belt is moving.
- Always turn off and unplug the walking pad when not in use or before cleaning/maintenance.

3. Package Contents

Verify that all items are included in your package:

- User Manual x 1
- Remote Control x 1
- Inner Hexagonal Wrench x 1
- Lubricating Oil x 1
- Power Cord x 1
- MERACH Walking Pad T26 x 1

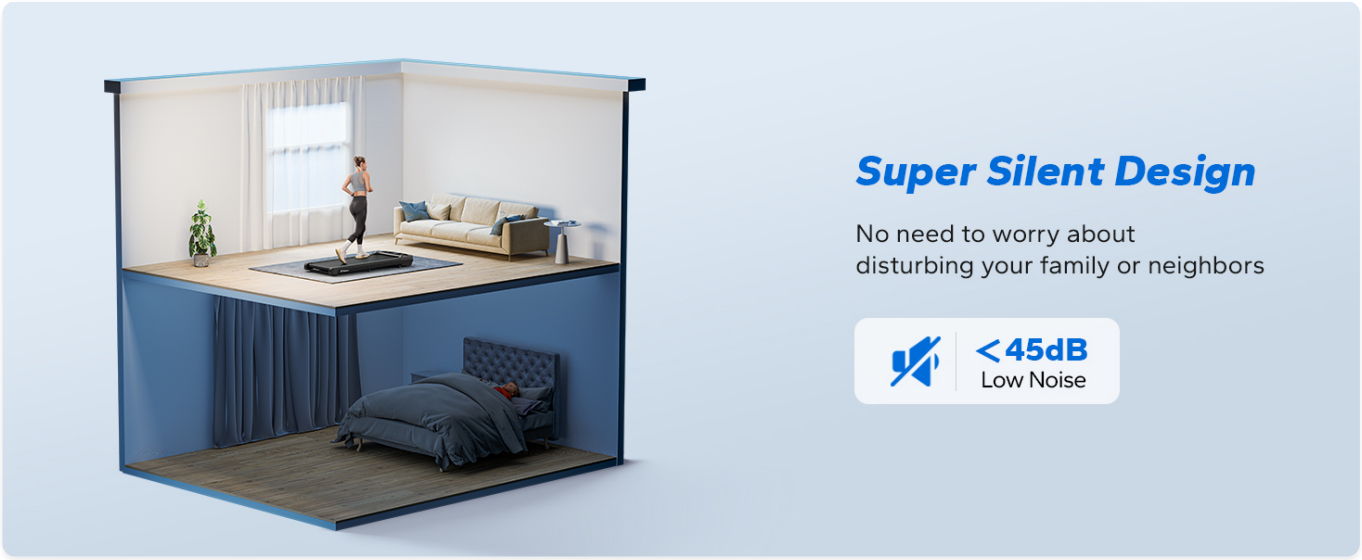

Visual representation of the MERACH Walking Pad T26 and its accompanying accessories.

4. Setup

The MERACH Walking Pad T26 requires no assembly. Simply unbox it and you're ready to begin your workout.

Initial Setup:

1. Place the walking pad on a firm, level surface.

2. Connect the power cord to the walking pad and then to a suitable power outlet.
3. Ensure the remote control has batteries (if not pre-installed).

5. Operating Instructions

Power On/Off:

Press the power button on the remote control to turn the walking pad on or off. The LED display will illuminate upon activation.

Speed Adjustment:

Use the '+' and '-' buttons on the remote control to adjust the speed. The speed range is from 0.6 MPH to 3.8 MPH.

Remote Control Usage:

The magnetic remote control can be conveniently attached to any position on the treadmill to prevent misplacement during your workout.



The magnetic remote control securely attaches to the walking pad, ensuring it is always within reach.

LED Display Information:

The integrated LED display provides real-time feedback on your workout metrics:

- **Speed:** Current walking/jogging speed.
- **Time:** Duration of your workout.
- **Distance:** Total distance covered.
- **Calories:** Estimated calories burned.



The intuitive LED display provides clear and concise exercise data for easy tracking.

Workout Modes:

The walking pad offers three distinct modes to suit your activity level:

- **Working Mode:** 0.6-1.0 MPH (ideal for light activity while working).
- **Walking Mode:** 1.0-2.0 MPH (for a steady walking pace).
- **Jogging Mode:** 2.0-3.8 MPH (for a light jog).



The MERACH Walking Pad T26 supports three modes: working, walking, and jogging, adapting to various fitness needs.

MERACH APP Integration:

Enhance your workout experience by connecting to the MERACH App. The app allows you to track your sports data, access professional coaching, enjoy real-life experience routes, and even play VR sports games.

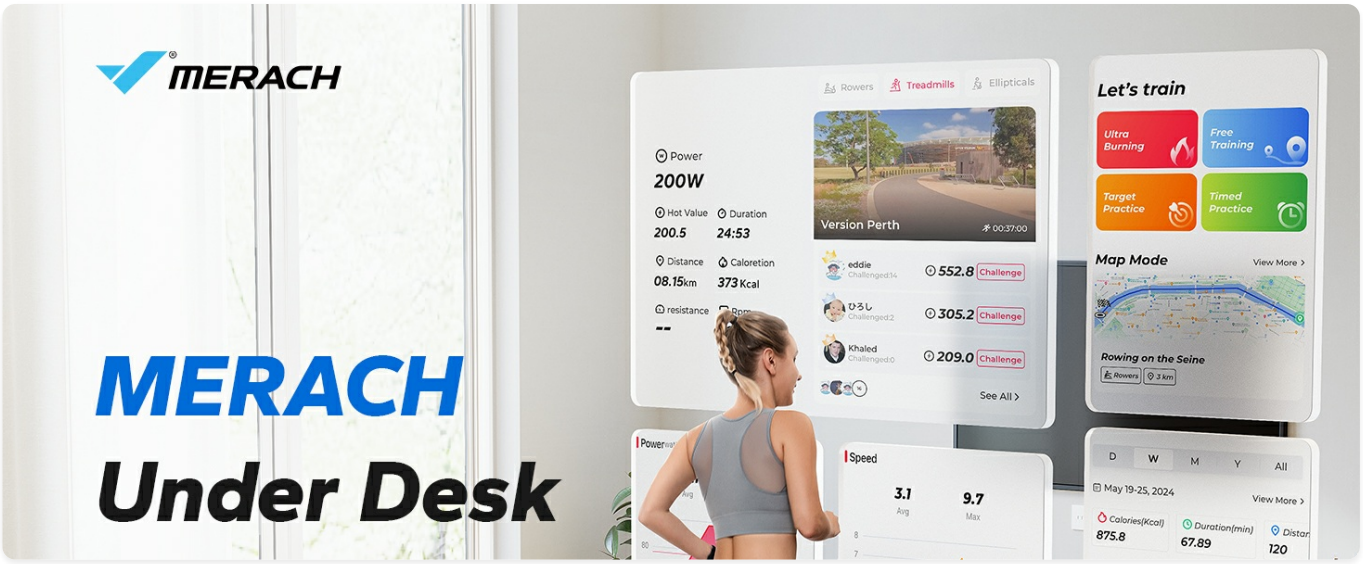

The MERACH App provides an intelligent running experience with various features to motivate your fitness journey.

6. Maintenance

Regular maintenance ensures the longevity and optimal performance of your MERACH Walking Pad T26.

Lubrication:

Apply lubricating oil (included in the package) to the running belt every 3-6 months, or after every 100 miles of use, to ensure smooth operation and reduce friction. Refer to the user manual for detailed instructions on lubrication.

Belt Adjustment:

If the running belt becomes misaligned, use the provided inner hexagonal wrench to adjust it. Follow the instructions in the user manual to center the belt properly.

Cleaning:

Wipe down the walking pad with a damp cloth after each use to remove sweat and dust. Do not use abrasive cleaners or solvents.



The 5-layer running belt is designed for durability, shock absorption, and quiet operation, protecting your joints.

7. Troubleshooting

If you encounter any issues with your MERACH Walking Pad T26, please refer to the table below for common problems and solutions.

Problem	Possible Cause	Solution
Treadmill does not power on	Power cord not connected; Power switch off; Outlet issue	Check power cord connection; Ensure power switch is on; Test outlet with another device
Belt stops or slips during use	Belt too loose; Insufficient lubrication	Adjust belt tension using the wrench; Apply lubricating oil
Unusual noise from motor	Loose components; Motor issue	Check for loose screws; Contact customer support if noise persists
Remote control not responding	Low battery; Remote not paired	Replace remote battery; Refer to manual for pairing instructions

8. Specifications

Detailed technical specifications for the MERACH Walking Pad T26:

Specification	Value
Brand	MERACH
Model Name	MR-T19 (Part Number: MR-T26)
Color	T26-Black
Item Weight	21.43 Kilograms (approx. 47.2 lbs)
Maximum Speed	3.8 Miles per Hour
Motor Horsepower	2.75 Horsepower
Maximum Weight Recommendation	265 Pounds
Assembly Required	No
Display Type	LED
Power Source	Corded Electric
Item Dimensions (LxWxH)	45.67 x 18.74 x 5.16 inches
Frame Material	Alloy Steel

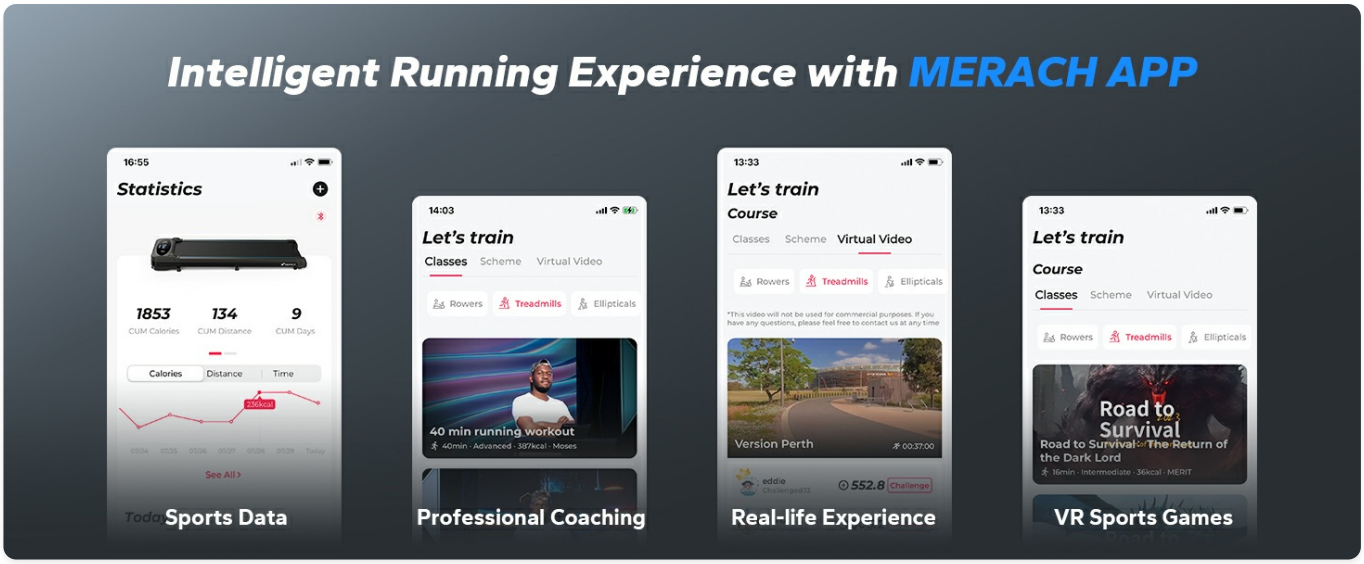

Comparison of MERACH's motor and capacity with other walking pads, highlighting its superior features.

9. Warranty and Customer Support

MERACH is committed to providing high-quality products and excellent customer service.

- **Whole Machine Warranty:** 1 year after-sales service (exchange, no repair).
- **Frame Warranty:** 3 years frame warranty service.
- **Technical Support:** Lifetime technical support is available on Amazon for a superior customer experience.

For any questions, troubleshooting assistance, or warranty claims, please refer to the contact information provided in your user manual or reach out to MERACH customer support through the Amazon platform.

© 2025 MERACH. All rights reserved.

Ask a question about this manual

Ask about setup, troubleshooting, compatibility, parts, safety, or missing instructions. Manuals+ will review the question and use this page's manual context to help answer it.

Name

Anonymous

Email

you@example.com

After a successful submission, we securely hash the supplied account or form email before sending it to Microsoft Advertising for conversion attribution. Privacy details.

Question

Example: How do I reset this device or fix this error?

Details

Model number, symptoms, what you tried, or the section of the manual you are using.

Submit question

Open the live page

https://manuals.plus/asin/B0D83TGPTY

More documents and user manuals: **https://manuals.plus/**