



[Manuals.plus](#) /

> [Ranein](#) /

> Ranein 65,000 BTU RV Tankless Water Heater User Manual

Ranein ExploreFlow Altitude+

Ranein 65,000 BTU RV Tankless Water Heater User Manual

Model: ExploreFlow Altitude+

PRODUCT OVERVIEW

The Ranein ExploreFlow Altitude+ is a 65,000 BTU RV tankless water heater designed to provide continuous hot water for recreational vehicles. This second-generation model features an upgraded multi-function remote control, an external shower outlet, and high-altitude compatibility up to 9,800 feet. It is engineered for efficient heating, stable temperature output, and ease of replacement for existing RV water heaters.



Image: The Ranein ExploreFlow Altitude+ RV Tankless Water Heater, shown with its white exterior door, the multi-function remote control, and the included external shower head and hose. This image highlights the complete product package.

KEY FEATURES

- **High Heating Capacity:** Delivers up to 3.9 Gallons Per Minute (GPM) of hot water with a 65,000 BTU power output, ensuring a continuous supply.
- **Advanced Remote Control:** The upgraded multi-function remote displays gas usage, voltage, GPM, anti-freeze activation status, and allows for high-altitude mode selection.
- **External Shower Outlet:** A new external water outlet allows direct connection to the included shower, providing hot water access outside the RV.
- **Temperature Stability:** Features a built-in constant temperature chamber and staged combustion technology to

maintain a steady water temperature between 95°F and 124°F, preventing overheating and conserving propane.

- **High Altitude Operation:** Capable of operating effectively at altitudes up to 9,800 feet.
- **Easy Replacement:** Designed with a 17" x 17" opening and comes with an 18" x 18" door, making it an ideal replacement for 10/12 gallon tank water heaters and other tankless models.
- **Integrated Safety:** Includes a built-in pressure relief valve, eliminating the need for separate purchase and installation.

Why Choose Us

Strongest Heating 65,000 BTU

Thermostatic Chamber

Altitude Switching

Multifunctional Display

Intelligent Temperature Control

Image: An infographic illustrating the core advantages of the Ranein water heater, including its powerful 65,000 BTU heating, thermostatic chamber for stable temperature, altitude switching capability, multifunctional display, and intelligent temperature control system.

You Can Wash Outside the RV



Image: A recreational vehicle is shown in a natural outdoor environment, with a person utilizing the external shower feature of the water heater to wash themselves. This demonstrates the convenience of the external shower outlet.

Staged Burning

It won't be overheated in the summer.
Hot enough for winter.




Image: A diagram depicting the staged burning technology, showing how the flame output adjusts for optimal heating efficiency in both summer and winter conditions.

SPECIFICATIONS

Attribute	Detail
Brand	Ranein
Model Number	ExploreFlow Altitude+
Product Dimensions	18"W x 18"H (Unit with door)
Color	White
Wattage	19145 watts
Voltage	12 Volts
Heat Output	Max 3.9 Gallons per Minute (GPM)
BTU Rating	65,000 BTU
Efficiency	Energy-efficient
Mounting Type	Recessed/Wall-mounted (designed for RV openings)
Is Electric	No (Propane/Gas)
High Altitude Capability	Up to 9,800 feet
Temperature Range	95°F - 124°F

Designed for transformation

The RV gas water heater is designed with the best materials

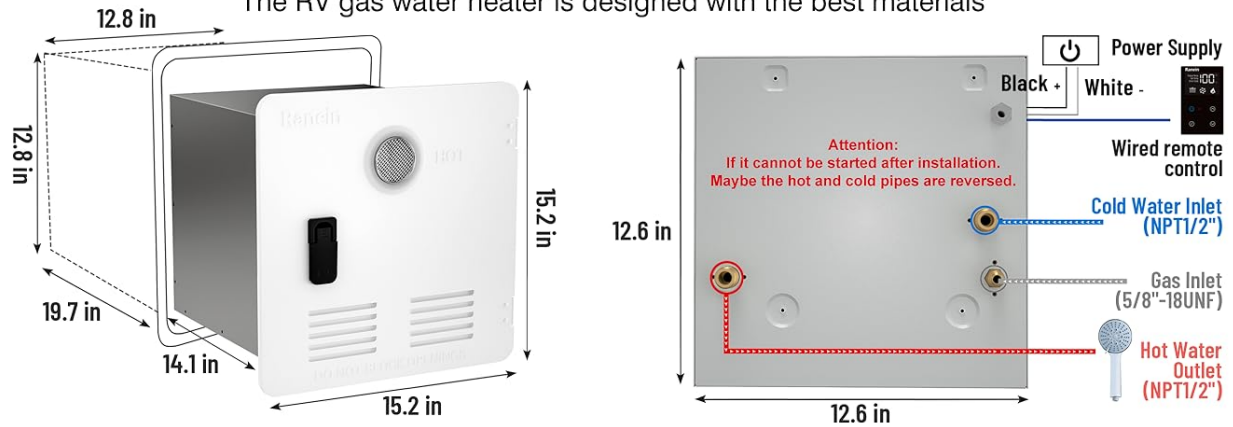


Image: A detailed diagram illustrating the physical dimensions of the water heater unit and its various connection points, including power supply, wired remote control, cold water inlet, gas inlet, and hot water outlet with external shower connection.

INSTALLATION

Proper installation is crucial for the safe and efficient operation of your Ranein RV Tankless Water Heater. It is recommended that installation be performed by a qualified technician.

Pre-Installation Checks:

- **Opening Size:** Ensure your RV has a compatible opening. The unit is designed for a 17" x 17" opening.
- **Door Compatibility:** The unit comes with an 18" x 18" door. If replacing an existing unit, verify the door size. Ranein doors are specifically designed for Ranein RV water heaters.
- **Location:** Choose a location that allows for proper ventilation and access for maintenance.

Pay Attention to The Opening Size



Image: A visual representation of an RV wall opening, highlighting the required 17-inch by 17-inch dimensions for proper installation of the water heater unit.

Tips for Choosing a Door

Start by **measuring** the door size of your current water heater. Then shop for the right size door. **Ranein doors** will only fit for **Ranein RV water heaters**. It is not compatible with other brands.

Door selection



Image: A guide illustrating various door sizes available for Ranein RV water heaters, including 15x15 inches, 15x18 inches, and 18x18 inches, emphasizing the importance of measuring your current door size for compatibility.

Installation Steps:

1. **Confirm the Size:** Verify that the RV opening matches the required dimensions for the water heater unit.
2. **Load the Water Heater:** Carefully slide the water heater unit into the prepared opening in the RV wall.
3. **Fix the Water Heater:** Securely fasten the water heater unit in place according to the manufacturer's instructions.
4. **Install the Water Heater Door:** Attach the exterior door to the unit, ensuring it is properly aligned and latched.
5. **Test the Opening of the Door:** Confirm that the door opens and closes smoothly and securely.




Image: A five-step visual guide demonstrating the installation process: confirming the opening size, loading the water heater, fixing it in place, installing the exterior door, and testing the door's operation.

Ideal Replacement Door Size

Brand	Capital	Model
Dometic	9 Gallon	WH-9GEA
		WH-10GEA
Atwood	10 Gallon	GC10A-4E-10
		SW10D(5142A/F)
	12 Gallon	SW10DE(5143A/F)
		SW10DEL(5144A/F)
		SW10DEC(5228A/F)
		SE10DEL(5230A/F)
		SW12D(5146A/F)
		SW12DE(5147A/F)
		SW12DEL(5148A/F)
		SW12DEC(5229A/F)
Suburban	16 Gallon	SW12DEL(5231A/F)
		SW16D(5150A)
	18 Gallon	SW16DE(5151A)
		SW16DEL(5152A)
		SW16DEC(5232A)
		SW16DEL(5233A)
WH-16GEA		

Brand	Capital	Model
Suburban	4 Gallon	SW4D(5135A)
		SW4DE(5136A)
	6 Gallon	SW6D(5138/E)
		SW6DE(5139A/E)
Atwood	6 Gallon	SW6DEL(5140A/E)
		SW6DEC(5223A/E)
	15" x 18" Door	SW6DEL(5140A/E)
		SW6DELC(5224A/E)

Brand	Capital	Model
Suburban	6 Gallon	SAW6D
Atwood		94001BP
Dometic	6 Gallon	94002BP
		WH-6GA
		WH-6GEA

Image: A table providing guidance on ideal replacement door sizes for different RV water heater brands and models, including Suburban, Atwood, and Dometic, for 15x15, 15x18, and 18x18 inch doors.

For detailed plumbing and electrical connections, refer to the full installation guide provided with your unit. Pay close attention to hot and cold pipe connections; if reversed, the unit may not operate correctly.

OPERATION

The Ranein ExploreFlow Altitude+ is operated primarily through its multi-function remote control.

Multi-function Remote Control:

The remote control provides comprehensive monitoring and control over the water heater's functions. It can be easily mounted on a wall without needing to remove the control unit itself.

- **Setting Temperature:** Adjust your desired hot water temperature within the 95°F-124°F range.
- **Real-time Monitoring:** View real-time GPM (Gallons Per Minute), voltage, and gas usage.
- **High Altitude Mode:** Activate this mode for optimal performance at elevations up to 9,800 feet.

- **Antifreeze Activation:** Monitor the status of the anti-freeze device.
- **Error Codes:** The display will show error codes if any issues arise, aiding in troubleshooting.



Image: A detailed view of the multi-function remote control's digital display, showing temperature settings, real-time GPM, voltage, error codes, and indicators for high altitude mode and antifreeze activation.

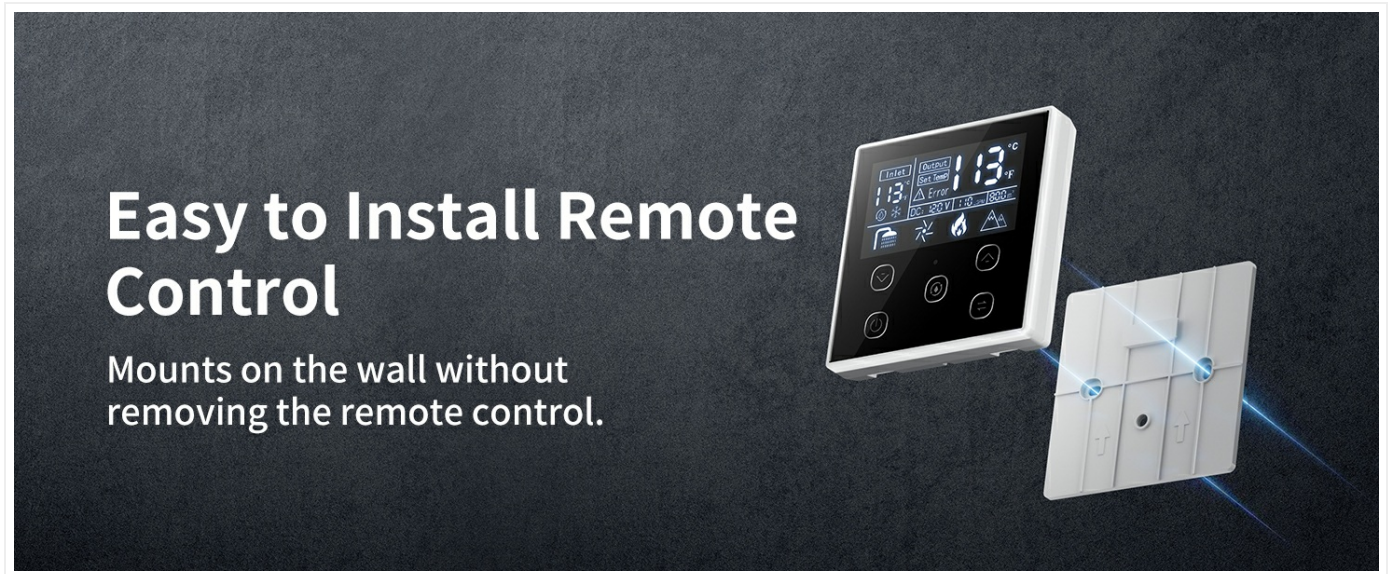


Image: An illustration demonstrating the simple wall-mounting process for the remote control, highlighting that it can be installed without disassembling the unit.

High Altitude / Plains Mode



Manual switching: better suited to your altitude

Image: Two scenes depicting recreational vehicles in different environments, one in a plains setting and another in a high-altitude mountainous area, to illustrate the water heater's high altitude and plains mode capabilities.

External Shower Usage:

Connect the provided external shower hose to the dedicated external water outlet on the unit. Ensure a secure connection before use. The external shower provides convenient hot water access for outdoor activities.

MAINTENANCE

Regular maintenance ensures the longevity and optimal performance of your Ranein RV Tankless Water Heater.

Pressure Relief Valve:

The unit features a built-in pressure relief valve. This valve automatically drains excess water from the RV system if the pressure becomes too high, protecting the system from damage. Periodically check the valve for any obstructions or leaks.

Built-in Pressure Relief Valve

Drain excess water out of the RV when the pressure is too high.



Image: A cutaway view of the water heater unit highlighting the integrated pressure relief valve, designed to safely drain excess water and prevent pressure buildup.

Antifreeze Protection:

The unit is equipped with an antifreeze device. Monitor its activation status via the remote control, especially in cold weather conditions, to prevent freezing and damage to the system.

General Care:

- Keep the exterior door and vents clear of debris.
- Regularly inspect gas and water connections for leaks.
- Ensure proper ventilation around the unit.

TROUBLESHOOTING

If you encounter issues with your Ranein RV Tankless Water Heater, the multi-function remote control can provide initial diagnostic information.

Error Codes:

The remote control display will show specific error codes if a malfunction occurs. Refer to the comprehensive troubleshooting section in the full product manual for a list of error codes and their corresponding solutions. Common issues may include:

- No hot water: Check gas supply, water flow, and power connection.
- Inconsistent temperature: Ensure proper water pressure and check for any blockages.
- Unit not turning on: Verify 12V power supply and remote control connection.

If the problem persists after consulting the error codes and basic checks, contact Ranein customer support for assistance.

SAFETY INFORMATION

Your Ranein RV Tankless Water Heater is designed with multiple safety features to ensure reliable operation. Always adhere to safety guidelines during installation, operation, and maintenance.

Integrated Protection Systems:

- **Anti-freeze Protection:** Prevents damage from freezing temperatures.
- **Power Supply Protection:** Safeguards against electrical irregularities.
- **Voltage Protection:** Monitors and regulates input voltage.
- **Current Protection:** Protects against overcurrent conditions.
- **Flameout Protection:** Automatically shuts off gas if the flame extinguishes.
- **Flue Blockage Protection:** Detects and responds to exhaust blockages.
- **Hot Water Temperature Monitoring:** Ensures water does not exceed safe temperatures.
- **Over Pressure Protection:** Managed by the built-in pressure relief valve.



Image: An infographic highlighting the "2+8 Product Protection" system, which includes a 2-year free service and 8 types of security protection, such as anti-freeze, power wires reverse protection, low/over-voltage shutdown, over-current protection, hot water temperature monitoring, flue fan monitoring, temperature fluctuation eliminator, and over pressure protection.

WARRANTY AND SUPPORT

Ranein provides comprehensive support for its products.

Warranty:

The Ranein RV Tankless Water Heater comes with a **2-year free service warranty**, covering manufacturing defects and ensuring peace of mind. For detailed warranty terms and conditions, please refer to the warranty card included with your product or contact Ranein customer service.

Customer Support:

For technical assistance, troubleshooting, or warranty claims, please contact Ranein customer support. Contact information can typically be found in the product packaging or on the official Ranein website.

