

Feit Electric CAM/PAN/WiFi/G2

Feit Electric Indoor Security Camera User Manual

Model: CAM/PAN/WiFi/G2

Brand: Feit Electric

1. INTRODUCTION

The Feit Electric Indoor Security Camera (Model: CAM/PAN/WiFi/G2) is designed to provide comprehensive indoor surveillance with advanced features such as 1080p HD video, pan and tilt functionality, motion detection, 30ft night vision, and two-way audio. This camera connects to your home's 2.4GHz Wi-Fi network and can be controlled via the free Feit Electric app, as well as integrated with Amazon Alexa and Google Assistant for voice control and smart display viewing. This manual provides detailed instructions for setting up, operating, and maintaining your camera to ensure optimal performance and security.



Image 1.1: Feit Electric Smart Indoor Pan & Tilt Camera and its packaging. The image displays the camera alongside its retail box, highlighting key features like motion tracking, pan & tilt, HD video recording, and two-way audio.

2. PACKAGE CONTENTS

Please verify that all items listed below are included in your package:

- Feit Electric Indoor Security Camera (CAM/PAN/WiFi/G2)
- USB-C Power Cable
- Power Adapter

- Mounting Hardware (screws, wall anchors, double-sided adhesive)
- User Manual (this document)

3. PRODUCT OVERVIEW

Familiarize yourself with the camera's components and their functions.

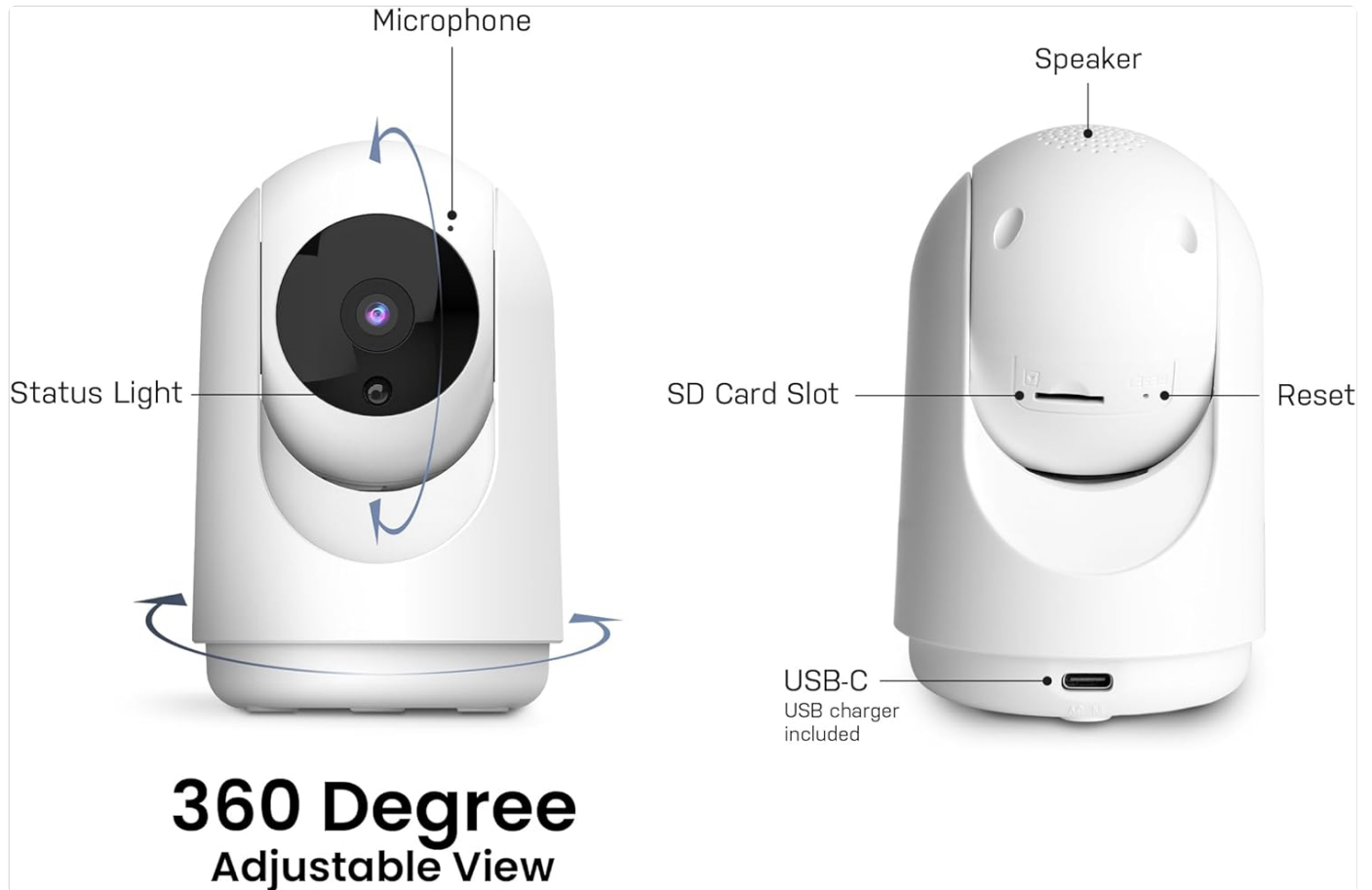


Image 3.1: Front and back view of the Feit Electric Indoor Security Camera with labeled parts. Key components include the Status Light, Microphone, Speaker, SD Card Slot, Reset button, and USB-C port for power. The image also illustrates the 360-degree adjustable view capability.

Camera Lens: Captures 1080p HD video.

Status Light: Indicates camera status (e.g., ready for pairing, connected, recording).

Microphone: Captures audio for two-way communication and sound detection.

Speaker: Outputs audio for two-way communication.

SD Card Slot: For local storage of recorded video (MicroSD card sold separately, up to 128GB recommended).

Reset Button: Used to reset the camera to factory settings or initiate pairing mode.

USB-C Port: Power input for the camera.

4. SETUP

4.1 Pre-installation Considerations

- Ensure your Wi-Fi network is 2.4GHz. This camera does not support 5GHz Wi-Fi.
- Place the camera within range of your Wi-Fi router.
- Have your Wi-Fi network name (SSID) and password ready.

- Choose a location with a stable power outlet.

4.2 App Download and Account Creation

1. Download the free **Feit Electric app** from the Apple App Store or Google Play Store.
2. Open the app and follow the on-screen instructions to create a new account or log in if you already have one.

4.3 Pairing the Camera

1. Plug the camera into a power outlet using the provided USB-C cable and power adapter. The status light on the camera will begin to blink rapidly, indicating it is in pairing mode. If it does not blink rapidly, press and hold the Reset button for 5 seconds until it does.
2. Open the Feit Electric app. Tap the+ icon in the top right corner to add a new device.
3. Select 'Camera' or 'Security Camera' from the device list.
4. Confirm that the camera's status light is blinking rapidly, then tap 'Next'.
5. Enter your 2.4GHz Wi-Fi network name and password. Tap 'Confirm'.
6. The app will display a QR code. Hold your smartphone approximately 6-8 inches (15-20 cm) in front of the camera lens until you hear a chime from the camera.
7. Once you hear the chime, tap 'I heard a prompt' in the app. The camera will begin connecting to your Wi-Fi network.
8. Wait for the camera to connect. The status light will turn solid blue once connected.
9. You can now name your camera and begin using it.

4.4 MicroSD Card Installation (Optional)

To enable local video recording and storage, you can install a MicroSD card (sold separately).

1. Locate the MicroSD card slot on the side of the camera (refer to Image 3.1).
2. Gently insert the MicroSD card into the slot with the gold contacts facing down until it clicks into place.
3. The camera will automatically detect and format the card. You can verify its status in the Feit Electric app settings for the camera.

5. OPERATION

Control and manage your camera using the Feit Electric app.

Anytime, Anywhere

Manage with your smart phone



Remote Access



Voice Control



Scheduling



On/Off



Device Sharing



Grouping



Motion Notifications

Image 5.1: Illustration of managing the camera with a smartphone. The image highlights features such as Remote Access, Voice Control, Scheduling, On/Off, Device Sharing, Grouping, and Motion Notifications, all accessible through the Feit Electric app.

5.1 Live View

From the app's main screen, tap on your camera's name to access the live video feed. You can view the current activity in real-time.

5.2 Pan & Tilt Control

While in live view, use the directional controls within the app to remotely pan (move horizontally) and tilt (move vertically) the camera lens. This allows you to adjust the viewing angle and cover a wider area.



Image 5.2: The Feit Electric Indoor Security Camera demonstrating its pan and tilt capabilities. Blue arrows indicate the camera's ability to rotate horizontally and vertically, providing a wide coverage area.

5.3 Two-Way Audio

Tap the microphone icon in the live view interface to speak through the camera's speaker. Tap the speaker icon to listen to audio from the camera's microphone. This feature allows for real-time communication with individuals near the camera.

5.4 Motion Detection & Alerts

The camera is equipped with motion detection. When motion is detected, you will receive instant notifications on your smartphone. You can adjust motion sensitivity and set detection zones within the app's settings for the camera.

Protect Your Home from Intruders



Motion
Detection



Two-way
Audio



Records video
with MicroSD card
(sold separately)*



Take Pictures
right from app



Protect your property and always
know what's going on at home

Image 5.3: Visual representation of the camera's ability to protect your home from intruders. Icons depict motion detection, two-way audio, video recording to MicroSD, and the ability to take pictures directly from the app. A screenshot of the app shows a person detected in a room at night, demonstrating the security features.

5.5 Night Vision

The camera automatically switches to night vision mode in low-light conditions, providing clear black-and-white video up to 30 feet. This ensures continuous monitoring even in complete darkness.




Image 5.4: Depiction of the camera's night vision functionality. The image shows a room with a dog, split into a bright area and a blue-tinted area, illustrating how the camera illuminates and captures images in low-light conditions.

5.6 Recording & Playback

If a MicroSD card is installed, the camera will record video based on your settings (e.g., continuous recording, motion-triggered recording). You can access recorded footage through the 'Playback' or 'Album' section within the camera's interface in the Feit Electric app.

5.7 Smart Home Integration

The Feit Electric Indoor Security Camera is compatible with Amazon Alexa and Google Assistant. Follow the instructions in your Alexa or Google Home app to link your Feit Electric account. Once linked, you can use voice commands to view your camera feed on compatible smart displays (e.g., Echo Show, Nest Hub).

6. MAINTENANCE

6.1 Cleaning

To maintain optimal image quality, periodically clean the camera lens with a soft, dry, lint-free cloth. Do not use harsh chemicals or abrasive cleaners.

6.2 Firmware Updates

Feit Electric may release firmware updates to improve camera performance or add new features. The Feit Electric app will notify you if an update is available. Follow the in-app instructions to perform firmware updates. Ensure the camera remains powered on during the update process.

7. TROUBLESHOOTING

Problem	Possible Cause	Solution
Camera won't power on.	No power, faulty adapter/cable.	Ensure power cable is securely connected to camera and outlet. Try a different outlet or power adapter.
Camera won't connect to Wi-Fi.	Incorrect Wi-Fi password, 5GHz network, camera too far from router, incorrect pairing mode.	Double-check Wi-Fi password. Ensure you are connecting to a 2.4GHz network. Move camera closer to router. Reset camera and try pairing again.
Live view is blurry or dark.	Dirty lens, insufficient lighting, night vision issue.	Clean the camera lens. Ensure adequate lighting or check if night vision is functioning correctly.
No motion detection alerts.	Motion detection disabled, sensitivity too low, app notifications off.	Enable motion detection in app settings. Increase sensitivity. Check phone notification settings for the Feit Electric app.
Two-way audio not working.	Microphone/speaker muted in app, app permissions.	Ensure microphone and speaker icons are not muted in the live view. Check app permissions for microphone access on your smartphone.
SD card not recording.	SD card full, faulty, or not formatted.	Check SD card status in app. Format the SD card via the app. Replace with a new MicroSD card if necessary.

8. SPECIFICATIONS

Feature	Detail
Model Number	CAM/PAN/WIFI/G2
Video Resolution	1080p HD
Connectivity	2.4GHz Wi-Fi (802.11n)
Pan & Tilt	Yes, remote control via app
Night Vision Range	Up to 30 feet
Audio	Two-Way Audio (built-in microphone and speaker)
Storage	MicroSD card slot (up to 128GB, sold separately)
Power Source	Corded Electric (120 Volts)
Dimensions (L x W x H)	2.8 x 2.8 x 4.3 inches

Feature	Detail
Weight	6.4 ounces
Compatibility	Amazon Alexa, Google Assistant
Indoor/Outdoor Usage	Indoor only



Image 8.1: Diagram showing the height (4.3 in.) and width (2.8 in.) of the Feit Electric Indoor Security Camera. The image also lists key features such as Motion Detection, Two-Way Audio, 1080p HD video, Records Video with MicroSD Card, Take Pictures Right From App, and 30-Foot Night Vision.

9. WARRANTY AND SUPPORT

9.1 Warranty Information

Feit Electric products are manufactured to the highest quality standards. For specific warranty details, please refer to the warranty card included with your product or visit the official Feit Electric website. Keep your purchase receipt as proof of

purchase for warranty claims.

9.2 Customer Support

If you encounter any issues or have questions regarding your Feit Electric Indoor Security Camera, please contact Feit Electric Customer Support:





- **Website:** www.feit.com
- **Phone:** Refer to the Feit Electric website for the most current contact numbers.
- **Email:** Refer to the Feit Electric website for customer support email addresses.

When contacting support, please have your camera model number (CAM/PAN/WiFi/G2) and purchase information ready.



© 2024 Feit Electric. All rights reserved.

Related Documents

	<p>Feit Electric Smart Indoor Camera CAM/PAN/WIFI Installation and Safety Guide</p> <p>Comprehensive installation guide and safety instructions for the Feit Electric CAM/PAN/WIFI Smart Indoor Camera. Learn how to set up, troubleshoot, and use features like Wi-Fi connectivity and SD card recording.</p>
	<p>Feit Electric App User Guide for Flood Light Security Camera</p> <p>Comprehensive user guide for the Feit Electric App, detailing the setup and operation of the Flood Light Security Camera. Learn how to connect to Wi-Fi, register your device, and utilize features like motion detection, night vision, and two-way communication. Includes instructions for integrating with Siri Shortcuts, Alexa, and Google Assistant.</p>
	<p>Feit Electric Smart Outdoor Camera - Features & Specifications</p> <p>Explore the Feit Electric Smart Outdoor Camera, featuring 1080p HD video, two-way audio, 30-foot night vision, and a 130° wide field of view. This water-resistant camera offers motion detection, app notifications, and easy installation with no monthly fees.</p>
	<p>Feit Electric Floodlight Security Camera App User Guide</p> <p>Comprehensive guide to setting up and using the Feit Electric Floodlight Security Camera app, covering device setup, live streaming, motion detection, smart scenes, and voice assistant integration.</p>



[pdf] User Manual Installation Guide

CAM PAN WIFI G2 MANUAL EN REV015 011924 Feit Electric® Smart Indoor Pan and Tilt Camera at Menards®3581090 MANUALcdn menardc main items media FEITE001 Install Instruct 3581090 |||

lang: score:34 filesize: 5.45 M page_count: 8 document date: 2024-01-19



[pdf] Specifications

Specsheet Template CAM PAN WIFI G2 SpecSheet custom app feit storage files s ||| Smart Indoor Pan And Tilt Camera Features Look in on your home or office from anywhere Integrated IR sensor provides visibility even in the dark Pan horizontally and tilt vertically from your smart device for a greater field of vision Ideal usage: Home Security Specifications Item Number CAM/PAN/W...

lang:it score:33 filesize: 130.39 K page_count: 1 document date: 2024-05-19



[pdf] Specifications Warranty

Specsheet Template CAM PAN WIFI G2 SpecSheet appshopfy feit storage files s Specification Sheet Smart Indoor Pan and Tilt Camera ||| Smart Indoor Pan And Tilt Camera Features Look in on your home or office from anywhere Integrated IR sensor provides visibility even in the dark Pan horizontally and tilt vertically from your smart device for a greater field of vision Ideal usage: Home Security Specifications Item Number CAM/PAN/W...

lang:en score:32 filesize: 131.88 K page_count: 2 document date: 2024-09-03