

Noorio CL200

Noorio Two Way Video Calling Camera

Model: CL200

INTRODUCTION

Welcome to the Noorio Two Way Video Calling Camera CL200 user manual. This guide provides detailed instructions on setting up, operating, maintaining, and troubleshooting your new smart indoor camera. The CL200 is designed to enhance your connection with loved ones and pets, offering advanced features for home monitoring and communication.

PRODUCT OVERVIEW

What's in the Box

- Video Calling Security Home Camera x 1
- 4.9 Feet Charge Cable x 1
- Adapter x 1
- User Manual x 1

Key Features

- **Easy One-Button Click Video Call:** Initiate calls to mobile phones with a single button press, ideal for connecting with family members or pets.
- **Two-Way Video Camera:** Features a built-in 2.4" screen for seamless two-way video and voice communication with noise reduction.
- **2K WiFi Indoor Camera:** Delivers clear, smooth live video with 2K 3MP HD resolution and 3x zoom. Supports local (up to 256GB Micro SD, not included) and cloud storage. Works with 2.4G WiFi only.
- **Auto Tracking & Color Night Vision:** Pan-Tilt tracking (360° wide view angle) keeps focus on movement. Color Night Vision provides day-like clarity in low light.
- **Works with Alexa:** Control the camera using Alexa voice commands.



Figure 1: Noorio CL200 Two Way Video Calling Camera with companion smartphone app.

SETUP

Follow these steps to set up your Noorio CL200 camera:

1. **Download the Noorio Plus App:** Search for "Noorio Plus App" on your smartphone's app store (iOS or Android) and install it. *Note: Ensure you download the "Noorio Plus App" and not the older "Noorio App" for full functionality.*




Figure 2: Download the Noorio Plus App.

2. **Power On the Camera:** Connect the camera to a power source using the provided charge cable and adapter. The camera will power on and display its screen.
3. **Add Device in App:** Open the Noorio Plus App. Click the "+" icon in the upper right corner to add a new device. Select the option to scan a QR code.
4. **Scan QR Code on Device:** The app will prompt you to scan a QR code. Locate the QR code on your CL200 camera (often on the back or bottom) and scan it using your phone's camera through the app.



Figure 3: Scan the QR code on the camera.

5. **Connect to 2.4G Wi-Fi:** Follow the in-app instructions to connect your camera to your home's 2.4G Wi-Fi network. *Note: 5G Wi-Fi is not supported.*




Figure 4: Connect to your 2.4G Wi-Fi network.

6. **Finalize Setup:** Once connected, the app will confirm successful addition. You can then name your device and begin using its features.



Figure 5: Device added successfully.

Video 1: Official Noorio 2-Way Video Calling Camera CL200 overview, including setup and key features.

OPERATING INSTRUCTIONS

One-Button Click Video Call

The CL200 camera features a prominent call button on its front. A single press initiates a video call to the paired mobile phone, making communication effortless for anyone, including children or the elderly.




Figure 6: Easy One-Click Call feature.

Two-Way Video & Voice Communication

Utilize the camera's built-in 2.4" screen and high-quality audio with noise reduction for clear two-way video and voice communication. This allows for real-time interaction with individuals or pets in the camera's vicinity.

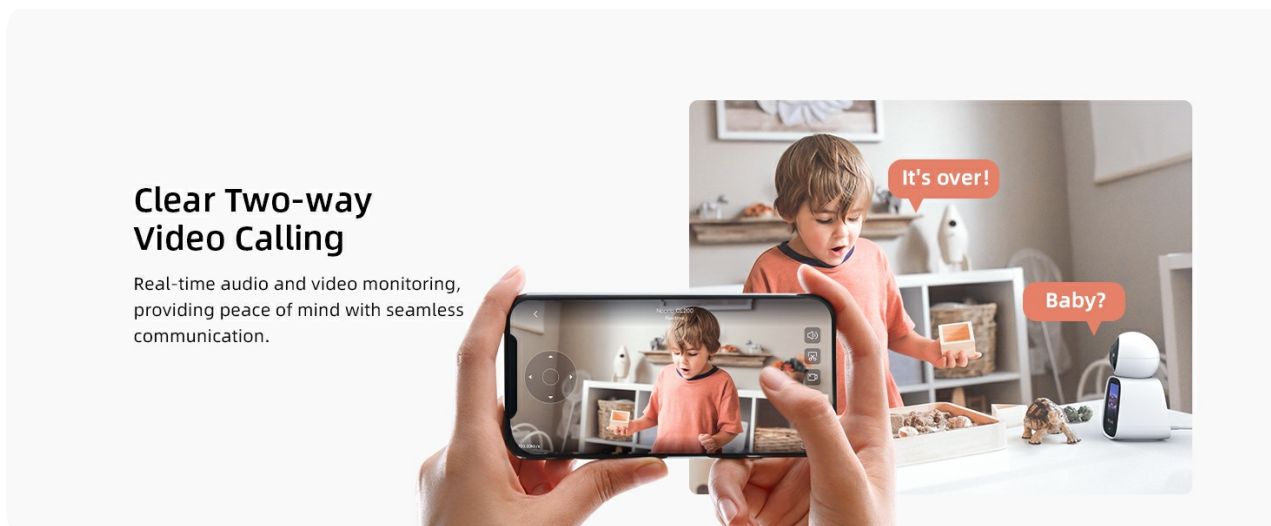


Figure 7: Clear Two-way Video Calling.

2K Ultra HD Clarity & Zoom

The camera provides 2K 3MP HD resolution, ensuring sharp and detailed live video. You can also use the 3x zoom feature via the app to get a closer look at specific areas.

2K Ultra HD Clarity

Check your babies or pets with better clarity and the finest details in 3MP resolution.

2K



Figure 8: 2K Ultra HD Clarity for enhanced detail.

360° Pan-Tilt & Auto Tracking

Control the camera's viewing angle remotely through the Noorio Plus app. The 360° pan and tilt functionality allows you to monitor every corner of a room. The auto-tracking feature ensures the camera follows detected movement, keeping subjects in view.

See The Whole Room

Pan 360°&Tilt 90° wide range of motion ensures no blind spots, monitor every corner with ease and flexibility.




Figure 9: See The Whole Room with 360° Pan & Tilt.

Video 2: Demonstrates the 360 Degree PTZ (Pan-Tilt-Zoom) functionality of the camera.

Color Night Vision

The CL200 provides clear visibility even in low-light conditions with its color night vision feature, ensuring continuous monitoring day or night.

Starlight Color Night Vision

Enjoy continuous monitoring with color night vision, ensuring you capture every precious moment, even in the dark.



Figure 10: Starlight Color Night Vision for clear monitoring in the dark.

AI Smart Detection & Flexible Storage

The camera supports AI-powered motion, human, and sound detection, sending alerts to your app for important events. It offers flexible storage options including 24/7 continuous recording to a micro SD card (up to 256GB, not included) or optional cloud storage.

AI Smart Detection

Simple app control helps you focus on what really matters by automatically identifying and alerting you to important events.



Motion Detection



Human Detection



Sound Detection



Figure 11: AI Smart Detection for timely alerts.

Flexible Storage Options

24/7 Local SD card recording and optional encryption cloud storage to capture key moments.



Local Storage
Up to 256GB



Cloud
Storage

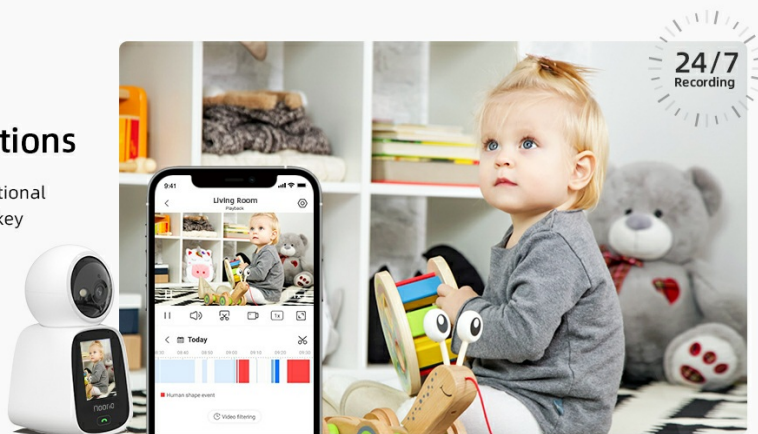


Figure 12: Flexible Storage Options.

Sleep & Privacy Mode

For enhanced privacy, use the Noorio Plus App to schedule camera off periods or simply tilt the camera lens upward when not in use.

Sleep & Privacy Mode

Use the Noorio Plus App to schedule camera off periods, or simply tilt the camera lens upward when not in use.



Secure
Mode



Figure 13: Sleep & Privacy Mode.

Noise Cancellation

AI intelligently analyzes sound to deliver crystal-clear voice quality, ensuring smooth communication without noise.

Noise Cancellation

AI intelligently analyzes sound to deliver crystal-clear voice quality, enjoy smooth communication without noise.



Figure 14: Noise Cancellation for clear audio.

MAINTENANCE

To ensure optimal performance and longevity of your Noorio CL200 camera, regular maintenance is recommended:

- **Cleaning:** Gently wipe the camera lens and body with a soft, dry cloth. Avoid using harsh chemicals or abrasive materials that could damage the device.
- **Software Updates:** Keep your Noorio Plus App and camera firmware updated to the latest versions. Updates often include performance improvements, new features, and security enhancements. Check the app regularly for update notifications.
- **Placement:** Ensure the camera is placed on a stable surface or securely mounted to prevent accidental

falls. Keep it away from direct sunlight, extreme temperatures, and moisture.

TROUBLESHOOTING

If you encounter issues with your Noorio CL200 camera, try the following solutions:

Problem	Possible Cause	Solution
Camera not connecting to Wi-Fi	Incorrect Wi-Fi password; 5G Wi-Fi network; Weak signal	Double-check password. Ensure you are connecting to a 2.4G Wi-Fi network. Move camera closer to router. Restart router.
No video feed in app	Camera offline; App issue	Check camera's power and Wi-Fi connection. Restart the Noorio Plus App. Restart the camera.
Two-way audio not working	Microphone/speaker issues; App permissions	Check app's microphone permissions. Ensure camera's volume is not muted. Test in a quiet environment.
Motion detection not triggering	Detection settings off; Environmental factors	Verify motion detection is enabled in app settings. Adjust sensitivity. Ensure clear line of sight.

If issues persist, please refer to the Warranty & Technical Support section for further assistance.

SPECIFICATIONS

Feature	Detail
Model Name	CL200
Indoor/Outdoor Usage	Indoor
Video Capture Resolution	3MP (2K)
Viewing Angle	355 Degrees (Pan), 90 Degrees (Tilt)
Connectivity Technology	Wired, 2.4G Wifi Only
Night Vision Range	33 Feet
Storage Options	Micro SD (up to 256GB), Cloud Storage
Compatible Devices	Smartphone (Noorio Plus App), Amazon Alexa

Feature	Detail
Item Dimensions L x W x H	3.15 x 3.35 x 4.25 inches
Item Weight	0.87 Pounds (13.9 ounces)

WARRANTY AND TECHNICAL SUPPORT

Noorio is committed to ensuring a seamless experience with your CL200 Indoor Cam. We offer **one-year warranty** and **lifetime technical support** for quality issues.

Contacting Support:

- **Noorio Plus App:** Navigate to *Mine > Customer Service > Hotline/Email* for direct contact options.
- **Messaging:** Go to your order page on Amazon and select "Contact Seller."
- **Hotline:** 800 642 5905 (9 AM - 6 PM ET, Business Day)
- **Email:** support@nooriolife.com

Figure 15: Noorio Customer Service Contact Information.