

[Manuals.plus](#) /

› [realme](#) /

› [realme Buds Air 6 Pro Wireless Earbuds User Manual](#)

## realme Buds Air 6 Pro

# realme Buds Air 6 Pro Wireless Earbuds User Manual

Model: Buds Air 6 Pro (RMA2401)


## INTRODUCTION

---

Thank you for choosing the realme Buds Air 6 Pro. These wireless earbuds are designed to provide a superior audio experience with advanced features such as Hi-Fi quality dual drivers, 50dB Active Noise Cancellation (ANC), 360° Spatial Audio, and extended battery life. This manual will guide you through the setup, operation, maintenance, and troubleshooting of your new earbuds.

# realme Buds Air6 Pro

## Hi-Fi Quality Dual Drivers



### 50dB Noise Cancellation



### 360° Spatial Audio Effect



### Personalised Audio Algorithm



### 6-Mic Call Noise Cancellation



### Dual-Device Connection



Image: realme Buds Air 6 Pro earbuds and charging case in Titanium Twilight color.

## WHAT'S IN THE BOX

Please check the package contents to ensure all items are present:

- realme Buds Air 6 Pro Earbuds (Left and Right)
- Charging Case
- USB Charging Cable
- Eartips (various sizes)
- User Manual (this document)

## SETUP GUIDE

### 1. Initial Charge

Before first use, fully charge the earbuds and charging case. Connect the charging case to a power source using the

provided USB cable. The indicator light on the case will show charging status.

## 2. Pairing with Your Device

1. **Open the Case:** Open the charging case. The earbuds will automatically enter pairing mode. The indicator light on the case will flash white.
2. **Enable Bluetooth:** On your smartphone or device, enable Bluetooth.
3. **Select Device:** In the Bluetooth device list, select "realme Buds Air 6 Pro" to connect.
4. **Confirmation:** Once connected, the indicator light on the case will turn off, and you will hear an audio prompt.

**Google Fast Pair:** For Android devices, simply open the case near your phone, and a pop-up notification will appear for quick pairing.

## 3. realme Link App

Download the realme Link app from your device's app store. The app allows for customization of touch controls, sound effects, ANC modes, and firmware updates.



Image: An overview of the realme Buds Air 6 Pro's key features, including Hi-Fi Dual Drivers, 50dB Noise Cancellation, 360° Spatial Audio Effect, 6-Mic Call Noise Cancellation, Personalised Audio Algorithm, and Dual-Device Connection.

## OPERATING INSTRUCTIONS

### Touch Controls

The earbuds feature touch-sensitive areas for control. Default controls are:

- **Double Tap:** Play/Pause music, Answer/End call.
- **Triple Tap:** Next track.
- **Press and Hold (one earbud):** Switch Noise Control modes (ANC On/Transparency/ANC Off).
- **Press and Hold (both earbuds):** Enter/Exit Gaming Mode.

*Note: These controls can be customized via the realme Link app.*

### Active Noise Cancellation (ANC)

The realme Buds Air 6 Pro features 50dB Smart Active Noise Cancellation to reduce ambient noise. Cycle through ANC On, Transparency Mode, and ANC Off by pressing and holding one earbud. Transparency Mode allows you to hear your surroundings while wearing the earbuds.



Image: A visual representation of the 50dB Active Noise Cancellation feature, illustrating how external sounds are suppressed.

## 360° Spatial Audio

Experience immersive sound with 360° Spatial Audio. This feature creates a multi-dimensional soundstage, making audio feel like it's coming from all around you. Activate and manage this feature through the realme Link app.

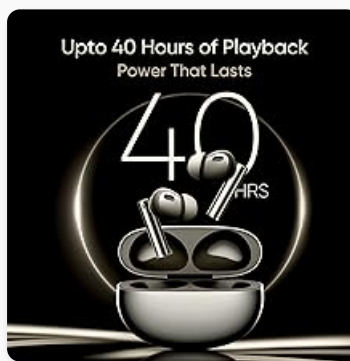


Image: An illustration depicting the 360° Spatial Audio effect, showing sound waves surrounding the earbuds and charging case.

## Dual Device Connection

The earbuds support simultaneous connection to two devices. This allows for seamless switching between, for example, your smartphone and laptop without re-pairing. Manage connected devices via the realme Link app.



Image: The realme Buds Air 6 Pro charging case and earbuds shown with a tablet and a smartphone, illustrating the dual-device connection feature.

## Call Noise Cancellation

Equipped with 6 microphones, the earbuds provide clear call quality by effectively reducing background noise during phone conversations.




Image: A transparent view of an earbud highlighting the placement of the Front Feed (FF), Back Feed (FB), and Talk microphones for 6-mic call noise cancellation.

## MAINTENANCE

### Cleaning

- Regularly clean the earbuds and charging case with a soft, dry, lint-free cloth.
- Remove eartips and clean them with water and mild soap if necessary. Ensure they are completely dry before reattaching.
- Clean the charging contacts on both the earbuds and the case with a dry cotton swab to ensure proper charging.

### Storage

When not in use, store the earbuds in their charging case to protect them and keep them charged. Avoid exposing the earbuds to extreme temperatures, humidity, or dust.

### Water Resistance

The earbuds are IP55 dust and water resistant, meaning they can withstand splashes and sweat. They are not designed for swimming or showering. Do not submerge them in water.



Image: realme Buds Air 6 Pro earbuds with water droplets, illustrating their IP55 splash and sweat resistant rating.

## TROUBLESHOOTING

Problem	Possible Solution
Earbuds not pairing	Ensure earbuds are charged. Place earbuds in the case, close, then open to re-enter pairing mode. Forget the device in your phone's Bluetooth settings and try pairing again.

Problem	Possible Solution
No sound from one earbud	Ensure both earbuds are charged. Place both earbuds back in the case, close, and then open again. Clean the charging contacts of the affected earbud.
Poor sound quality	Ensure eartips are properly fitted and clean. Check the audio source device for sound settings. Move closer to your device to avoid interference.
ANC not working effectively	Ensure earbuds are properly seated in your ears. Try different sized eartips for a better seal. Verify ANC mode is active via touch control or realme Link app.
Earbuds not charging	Ensure the charging cable is securely connected. Clean the charging contacts on both earbuds and case. Try a different charging cable or power adapter.

## SPECIFICATIONS

Feature	Detail
Model Name	Buds Air 6 Pro
Model Number	RMA2401
Brand	realme
Ear Placement	In Ear
Form Factor	True Wireless
Audio Drivers	Dual Drivers (11mm Bass Driver + 6mm Micro-Planar Tweeter)
Noise Control	50dB Active Noise Cancellation (ANC)
Call Noise Cancellation	6-mic Noise Cancellation
Spatial Audio	360° Spatial Audio Effect
Audio Codec	LDAC HD Audio, Hi-Res Certified
Bluetooth Version	5.3
Bluetooth Range	10 Metres
Low Latency	55ms Ultra-Low Latency
Battery Life	Up to 40 Hours (with charging case)
Fast Charging	10 minutes charge for 7 hours playback
Water Resistance	IP55 Dust & Water Resistant

Feature	Detail
Connectivity	Dual Device Connection, Google Fast Pairing
App Support	realme Link App
Weight (Carrying Case)	45 Grams

## WARRANTY AND SUPPORT

### Warranty Information

The realme Buds Air 6 Pro comes with a **1 Year Manufacturer Warranty** from the date of purchase. This warranty covers manufacturing defects and malfunctions under normal use. It does not cover damage caused by misuse, accidents, unauthorized modifications, or normal wear and tear.

Please retain your proof of purchase for warranty claims.

### Customer Support

For technical assistance, warranty claims, or further inquiries, please contact realme customer support through their official website or the realme Link app. You may also refer to the official realme support page for FAQs and service center locations.

**realme Official Website:** [www.realme.com](http://www.realme.com)

