

Manuals+

[Q & A](#) | [Deep Search](#) | [Upload](#)

manuals.plus /

› [BTHFST](#) /

› [BTHFST LED Bed Frame Full Size with Charging Station & 4 Drawers Instruction Manual](#)

BTHFST LED Bed Frame Full Size with Charging Station & 4 Drawers

BTHFST LED Bed Frame Full Size Instruction Manual

Model: LED Bed Frame Full Size with Charging Station & 4 Drawers

1. SAFETY INFORMATION

Please read and understand all safety instructions before assembly and use of this product. Failure to follow these instructions may result in injury or product damage.

- This bed frame has a maximum weight recommendation of **1,100 pounds**. Exceeding this weight limit may result in damage or instability.
- The bed frame contains metal components that can potentially cause pinch injuries during assembly or maintenance. Exercise caution.
- Ensure the bed frame is fully assembled and stable before use.
- The RGB lights and charging station contain small parts that may pose a choking hazard for children. Keep these components out of reach of children.
- Always follow the assembly manual carefully to prevent injuries and ensure a safe and stable bed frame.

2. PRODUCT OVERVIEW

The BTHFST LED Bed Frame is designed for comfort and functionality, featuring integrated lighting, charging capabilities, and ample storage.

Key Features:

- **RGB Lights:** Integrated LED lights on the headboard and footboard, controllable via mobile app or remote, offering over 60,000 colors, dynamic modes, music mode, microphone mode, and timing functions.
- **Charging Station:** Built-in power strip on the headboard with 1 Type-C port, 1 USB port, and 2 standard AC outlets.
- **Storage Headboard:** Features 5 open shelves and a hidden storage compartment. Small storage pockets are located on both sides of the headboard.
- **Storage Drawers:** Four under-bed storage drawers for organizing clothing, bedding, and other items.
- **Durable Construction:** 14 heavy-duty metal slats and 9 metal legs provide support for up to 1,100 pounds.
- **Noise-Free Design:** EVA quieting strips prevent metal-to-metal contact noise.

Included Components:

- 1 Bed Frame
- Storage Headboard
- RGB Light System
- Charging Station
- All necessary parts and tools for assembly

Product Dimensions:

Overall Dimensions: 80.7"L x 53.9"W x 43.7"H (Full Size)

FULL SIZE

L x W x H : 80.7" x 53.9" x 43.7"

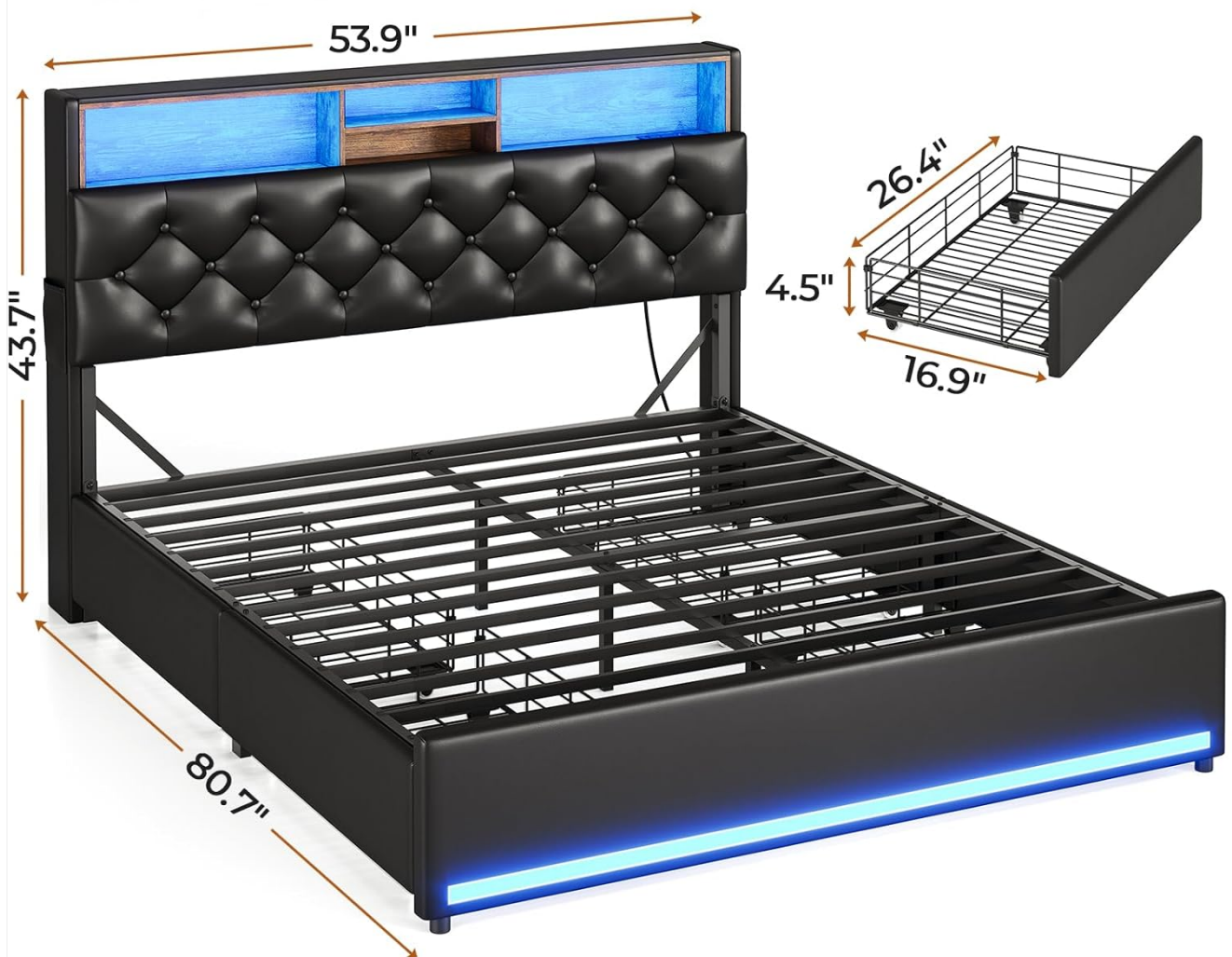


Image: Full size bed frame with detailed dimensions for length, width, and height, including drawer measurements.

3. SETUP (ASSEMBLY)

Assembly is required for this bed frame. Please follow the included assembly manual carefully. All parts are numbered, and all necessary tools are provided.

- **Preparation:** Clear a large, open space for assembly. Unpack all components and verify against the parts list in

the assembly manual.

- **Step-by-Step Assembly:** Follow the numbered steps in the provided manual. Pay close attention to part labels (e.g., H, L, or specific numbers) as some may require careful identification.
- **Headboard Assembly:** The headboard assembly may be the most time-consuming part. Ensure all connections are secure.
- **Slats and Legs:** Install the 14 heavy-duty metal slats and 9 metal support legs as instructed to ensure proper weight distribution and stability.
- **Noise Reduction:** Ensure EVA quieting strips are correctly placed under the center bar to prevent noise from metal-to-metal contact.
- **Team Assembly:** It is recommended that two people assemble the bed frame to facilitate the process and ensure proper alignment.



Image: Close-up of the metal frame structure, highlighting the robust slats and support system.

4. OPERATING INSTRUCTIONS

RGB LED Lights:

The RGB lights on the headboard and footboard can be controlled using a mobile application or the included remote control.

- **Color Selection:** Choose from over 60,000 colors to customize your lighting ambiance.
- **Brightness Adjustment:** Adjust the brightness levels to your preference.
- **Control Modes:** Explore various modes including style mode, music mode (lights react to sound), microphone mode, and timing functions for scheduled operation.

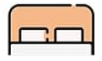


Image: Bed frame with RGB LED lights active, demonstrating control options via remote and mobile application.


Charging Station:

The integrated charging station on the headboard provides convenient power access for your electronic devices.

- **Ports:** The station includes 1 Type-C port (5V/2.1A), 1 USB port (5V/2.1A), and 2 standard AC outlets (125V/12A).
- **Usage:** Connect your mobile phone, tablet, headphones, or other electronic devices for charging.



Soft Backrest



Soft High-Density Sponge

Skin-Friendly

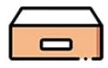
Breathable

Image: Detailed view of the charging station on the headboard, showing the various power outlets and USB ports.

Storage Drawers:

The four under-bed storage drawers offer additional space for organization.

- **Access:** Pull out the drawers smoothly using the integrated handles.
- **Capacity:** Suitable for storing clothing, bedding, and other personal items.
- **Security:** Drawer fixtures prevent accidental sliding. Each drawer is equipped with 4 wheels for easy movement.



4 Storage Drawers



Drawer fixture prevents it from sliding

4 wheels for each drawer

Image: An under-bed storage drawer shown pulled out, illustrating its capacity and design.

5. MAINTENANCE

Cleaning:

- For the PU leather components, clean with a damp cloth and mild soap.
- Avoid harsh chemicals or abrasive cleaners, as these may damage the finish.
- Regularly dust the headboard shelves and frame.

General Care:

- Periodically check all bolts and screws to ensure they remain tight. Retighten as necessary.
- Ensure the bed frame is not exposed to excessive moisture or direct sunlight for prolonged periods, which can affect material integrity.

6. TROUBLESHOOTING

Noise Issues:

- If the bed frame produces noise, check all connections and ensure bolts are securely tightened.
- Verify that the EVA quieting strips are properly installed between metal components to prevent metal-to-metal contact.

LED Lights Not Functioning:

- Ensure the RGB light system is properly connected to a power source.
- Check all cable connections for the LED strips.
- If the lights still do not work, contact customer support for assistance. Do not attempt to disassemble or repair the LED strips yourself, especially if they are glued in place.

Charging Station Not Working:

- Ensure the bed frame's power cord is securely plugged into a functional wall outlet.
- Check if the charging station's internal connections are secure.
- Test with different devices and cables to rule out device-specific issues.

7. SPECIFICATIONS

Feature	Detail
Size	Full
Product Dimensions	80.7"L x 53.9"W x 43.7"H
Special Features	4 Drawers, Charging Station, Lighted, Storage Headboard
Color	Black-pu Leather
Finish Type	Painted
Compatible Mattress Size	Full
Brand	BTHFST
Product Care Instructions	Clean with a Damp Cloth and Mild Soap for Leather Components
Assembly Required	Yes
Manufacturer	BTHFST
Target Audience	Adults
ASIN	B0D7TSZ9C4
Date First Available	June 23, 2024

8. WARRANTY & SUPPORT

For any questions regarding assembly, operation, or potential defects, please contact BTHFST customer service.

Specific warranty information is not provided in this manual. Please refer to the product packaging or contact the manufacturer directly for details regarding warranty coverage and claims.

Contact Information: Refer to the contact details provided with your purchase or visit the official BTHFST website for support.