

[Manuals.plus](#) /

> [BTHFST](#) /

> BTHFST Twin Bed Frame with LED, Storage, and Charging Station User Manual

BTHFST B0D7TSFDLX

BTHFST Twin Bed Frame User Manual

Model: B0D7TSFDLX

INTRODUCTION

Thank you for choosing the BTHFST Twin Bed Frame. This bed frame is designed to provide comfort, convenience, and style with its integrated LED lighting, ample storage, and built-in charging station. This manual provides essential information for safe assembly, operation, and maintenance of your new bed frame. Please read it thoroughly before beginning assembly and retain it for future reference.



SAFETY INFORMATION

To ensure safe use of this product, please adhere to the following guidelines:

- **Weight Capacity:** Do not load the bed frame with more than 1,100 pounds. Exceeding this limit may compromise the structural integrity and lead to collapse.
 - **Sharp Edges:** Exercise caution around sharp edges during assembly and use.
 - **Small Pockets:** Be mindful of small storage pockets to prevent items from falling out or getting lost.
 - **Assembly:** Always follow the assembly instructions carefully. Incorrect assembly can lead to instability or collapse. It is recommended that two adults assemble this product.
 - **Electrical Safety:** Ensure the charging station is connected to a properly grounded outlet. Do not overload the outlets. Keep liquids away from electrical components.
 - **Children:** Keep small children away from the assembly area due to small parts. Do not allow children to play on or under the bed frame unsupervised.
-

PACKAGE CONTENTS

Before beginning assembly, verify that all components listed below are present and undamaged. If any parts are missing or damaged, please contact customer support.

- 1 Bed Frame
 - 1 Storage Headboard
 - 1 LED Light Strip
 - 1 Remote Control for LED lights
 - 1 Power Strip (integrated into headboard)
 - 14 Metal Slats
 - 1 Assembly Kit (includes all necessary tools and fasteners)
 - 1 Instructions Manual
-

SETUP AND ASSEMBLY

The BTHFST Twin Bed Frame is designed for straightforward assembly. All parts are numbered, and detailed, easy-to-follow instructions are included in your package. Please follow the provided assembly manual step-by-step.

General Assembly Tips:

- **Two-Person Assembly:** While possible for one person, assembly is significantly easier and safer with two people.
- **Do Not Overtighten:** Initially, hand-tighten all bolts. Fully tighten all fasteners only after each section is connected and aligned, especially when connecting parts on opposite sides.
- **Part Identification:** Refer to the numbered parts in the instruction manual. If labels are unclear, use your best judgment based on the illustrations.
- **Wiring Management:** Utilize the provided Velcro pieces to secure wiring, keeping it tidy and preventing it from getting caught in drawers or under the bed.

- **Mattress Placement:** The bed frame features an embedded design to keep the mattress securely in place, preventing sliding.




Image: The bed frame features 9 load-bearing legs and 14 heavy-duty steel slats for robust support.




Image: Illustration of how to install the metal slats into the bed frame.



Image: The bed frame's embedded design helps keep your mattress securely in place.

OPERATING INSTRUCTIONS

LED Lights

The headboard and footboard are equipped with RGB LED lights. These lights can be controlled using the

included remote control or a dedicated mobile application.

- **Color Selection:** Choose from over 60,000 colors to match your preference.
- **Brightness Adjustment:** Adjust the light intensity as desired.
- **Control Modes:** Explore various modes including style mode, music mode (lights react to sound), microphone mode, and a timing function for automatic on/off.



Image: The bed frame illuminated with RGB LED lights, demonstrating a warm yellow setting.




Image: Detail of the RGB LED lights on the headboard, highlighting control options.

Charging Station

The headboard features a built-in power strip for convenient charging of your electronic devices.

- **Ports:** Includes 1 Type-C port, 1 USB port, and 2 standard AC outlets (125V/12A).
- **Accessibility:** Designed to keep your mobile phone, tablet, headphones, and other devices within easy reach while charging.



Convenient Charging Station



125V / 12A
2 AC Outlets



5V / 2.1A
1 USB-C



5V / 2.1A
1 USB-A

Image: Close-up of the integrated charging station with USB and AC outlets.



125V / 12A
2 AC Outlets



5V / 2.1A
1 USB-C



5V / 2.1A
1 USB-A

Image: Specifications for the charging station's power output.

Storage Features

The bed frame offers multiple storage solutions to help keep your bedroom organized.

- **Headboard Storage:** Features 5 open shelves for displaying items and a large hidden storage space for discreet storage.
- **Side Pockets:** Small storage pockets on either side of the headboard are ideal for remotes, cell phones, or glasses.
- **Under-Bed Drawers:** Four spacious storage drawers located under the bed provide ample space for clothing, bedding, or other items. Each drawer is equipped with wheels for easy access and a locking mechanism to prevent unintended sliding.

RGB LED Lights Bed Frame



Over 60,000
Colors



Dynamic
Mode



Music
Mode



Mic
Mode



Timing
Function

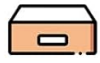


Remote Control



APP Control

Image: The storage headboard with open shelves, a hidden compartment, and side pockets.



4 Storage Drawers



Drawer fixture prevents it from sliding

4 wheels for each drawer

Image: The four under-bed storage drawers, demonstrating their capacity and wheeled design.

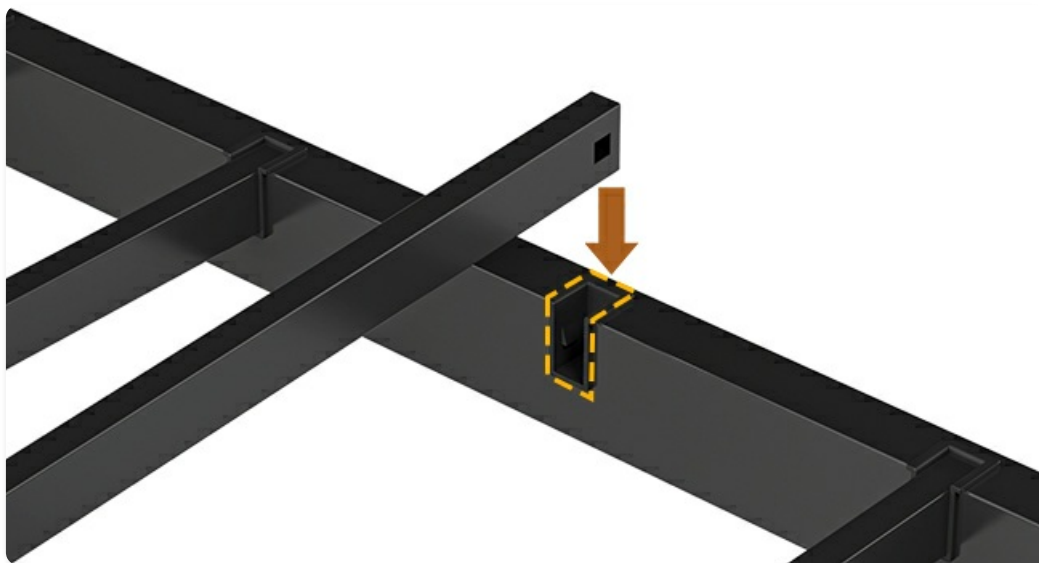


Image: Detail of the drawer fixture, ensuring drawers remain securely in place.

Proper care and maintenance will extend the life of your BTHFST Twin Bed Frame.

- **Cleaning Fabric:** For the upholstered parts, gently vacuum to remove dust. For spills, blot immediately with a clean, damp cloth. Avoid harsh chemicals.
- **Cleaning Metal:** Wipe metal surfaces with a soft, dry cloth. For stubborn marks, use a slightly damp cloth and dry thoroughly.
- **LED Lights:** Keep the LED light strip clean and free of dust. Do not attempt to replace individual LEDs.
- **Charging Station:** Keep the charging ports free of dust and debris. Do not insert foreign objects into the ports.
- **Fasteners:** Periodically check all bolts and screws to ensure they are tight. Retighten as necessary to maintain stability.

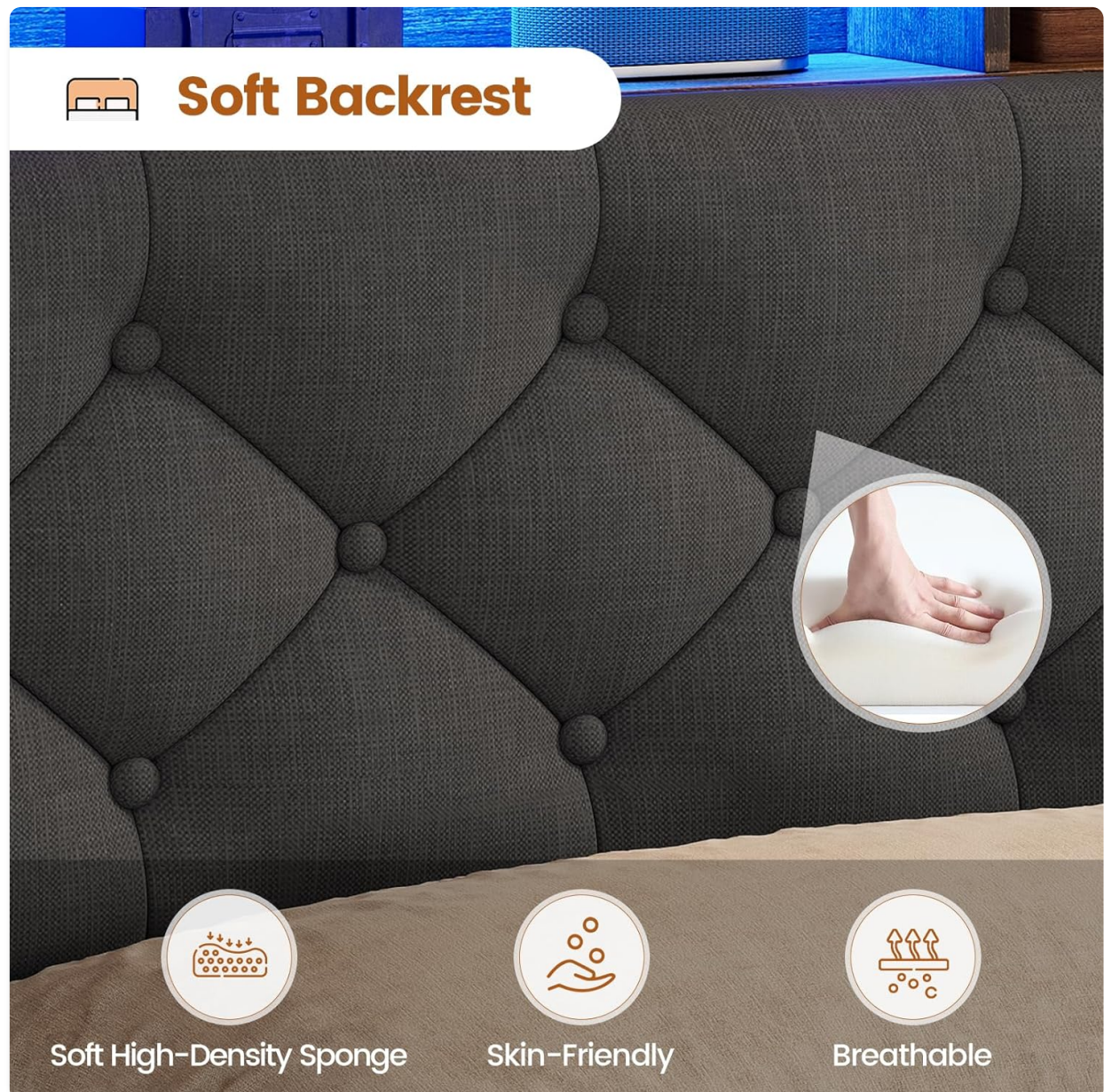


Image: The soft, upholstered backrest is made with high-density sponge and skin-friendly, breathable linen fabric.

TROUBLESHOOTING

If you encounter any issues with your bed frame, refer to the following common solutions:

- **Bed Frame is Noisy:** Ensure all bolts are securely tightened. The metal structure includes EVA

quieting strips under the center bar to prevent noise from metal-to-metal contact. If noise persists, check for any loose connections or uneven floor surfaces.

- **LED Lights Not Working:** Check if the power cable for the LED strip is properly connected to the power source and the headboard. Ensure the remote control has working batteries. Try controlling the lights via the mobile app if the remote is unresponsive.
- **Charging Station Not Functioning:** Verify that the bed frame's power cord is plugged into a live wall outlet. Check if the power strip on the headboard is switched on (if applicable). Test with different devices and cables to rule out device-specific issues.
- **Drawers Not Sliding Smoothly:** Ensure the drawers are correctly aligned on their wheels. Check for any obstructions under the bed or within the drawer tracks. The drawer fixture should allow smooth operation while preventing full detachment.



Image: EVA quieting strips are integrated into the metal frame to ensure a noise-free sleeping environment.

SPECIFICATIONS

Size	Twin
Material	Solid Wood, Velvet, Metal
Product Dimensions (L x W x H)	80.7" x 39.4" x 43.7"
Style	Modern
Special Features	4 Drawers, Charging Station, LED Lights, Storage Headboard
Maximum Weight Recommendation	1100 Pounds
Headboard Material	Metal & Velvet
Required Assembly	Yes
Color	Dark Grey-linen Fabric

TWIN SIZE

L x W x H : 80.7" x 39.4" x 43.7"

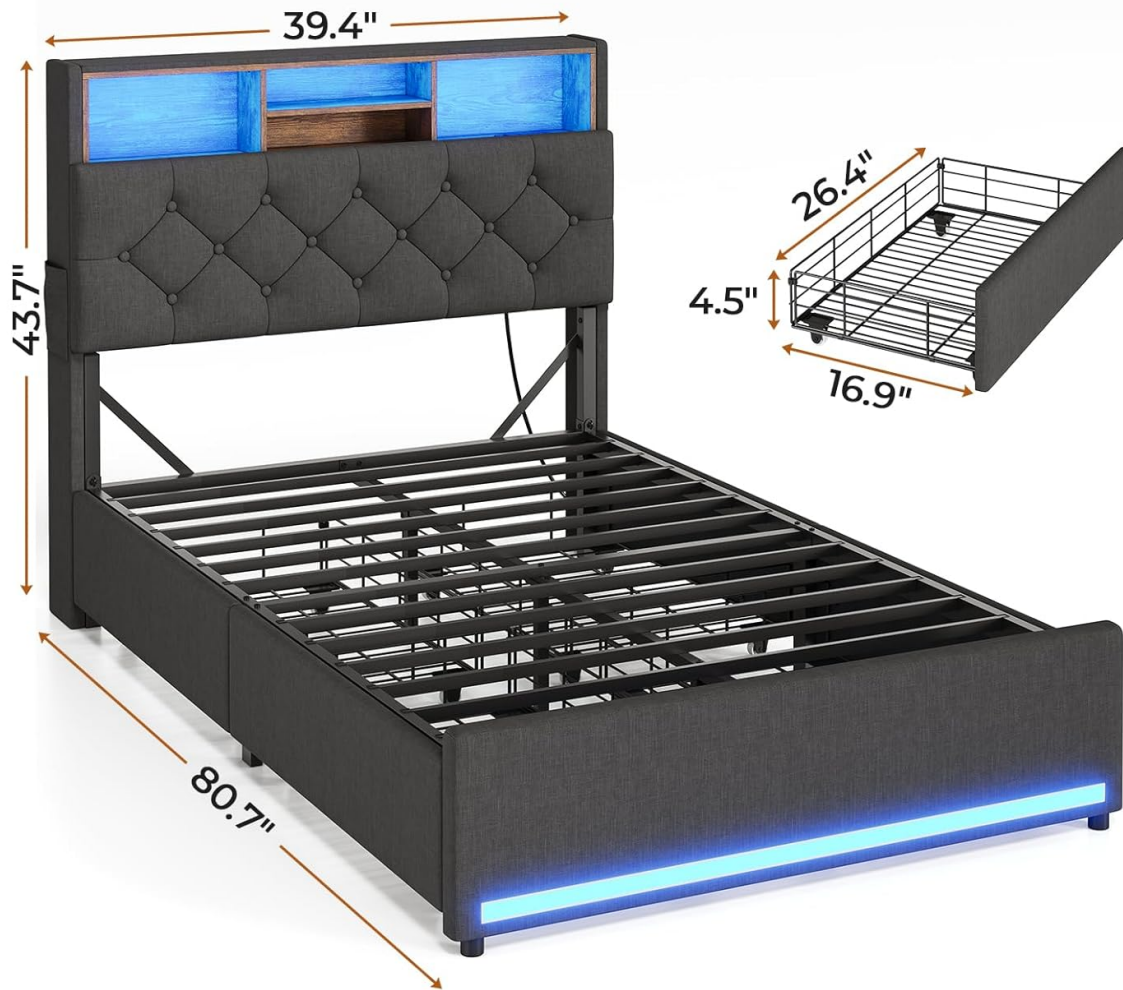


Image: Detailed dimensions of the BTHFST Twin Bed Frame.

WARRANTY INFORMATION

Warranty details for the BTHFST Twin Bed Frame are typically provided with the product packaging or can be obtained directly from the manufacturer. Please refer to the documentation included in your package or contact BTHFST customer support for specific warranty terms and conditions.

CUSTOMER SUPPORT

For any questions, assistance with assembly, troubleshooting, or warranty claims, please contact BTHFST customer support. Contact information can usually be found on the product packaging, the manufacturer's official website, or through your purchase platform.

We are committed to providing excellent service and support for your BTHFST product.