

manuals.plus /

› [SIYSNKSI](#) /

› [SIYSNKSI Full Size Loft Bed User Manual](#)

SIYSNKSI Loft Bed

SIYSNKSI Full Size Loft Bed User Manual

Model: Loft Bed | Brand: SIYSNKSI

INTRODUCTION

This manual provides essential information for the assembly, operation, maintenance, and troubleshooting of your SIYSNKSI Full Size Loft Bed. Designed to maximize space, this loft bed integrates a sleeping area with a bookshelf, drawers, a desk, and a wardrobe, making it an ideal solution for bedrooms requiring efficient use of space. The bed features a sturdy pinewood frame with MDF components, ensuring stability and durability. Its unique design offers both a comfortable sleeping space and functional areas for study and storage.



Image: Overview of the SIYSNKS Full Size Loft Bed, highlighting its integrated desk, bookshelf, wardrobe, and storage stairs.

SAFETY INFORMATION

Please read and understand all safety warnings and instructions before assembly and use of this product. Failure to follow these instructions can result in serious injury.

- **Weight Capacity:** The upper bed has a weight capacity of 350 LBS. Do not exceed this limit.
- **Mattress Thickness:** Use a mattress with a recommended thickness of 4-6 inches for the upper bed to ensure proper guardrail height.
- **Age Recommendation:** This loft bed is recommended for users over 6 years of age.
- **Assembly:** Assembly requires at least two people for safety and ease. Ensure all connections are securely tightened before use.
- **Regular Checks:** Periodically check all bolts and connections to ensure they remain tight. Retighten as necessary.

- **No Horseplay:** Do not allow horseplay on or under the bed.
- **Ladder/Stairs Safety:** Always use the provided stairs for entering and exiting the upper bunk.
- **Ventilation:** Ensure adequate ventilation around the bed.

SETUP AND ASSEMBLY

Assembly of the SIYSNKSI Full Size Loft Bed is required. While clear instructions and necessary tools are provided, it is strongly recommended that **two people** work together for a smoother and safer assembly process. Some parts may be heavy or awkward for a single person to handle.

1. **Unpack Components:** Carefully unpack all boxes and identify all parts against the provided parts list in your assembly manual.
2. **Organize Parts:** Lay out all components on a clean, soft surface (like a carpet) to prevent scratches. Group similar parts together.
3. **Follow Instructions:** Adhere strictly to the step-by-step assembly instructions included in your product packaging. Pay close attention to diagrams.
4. **Secure Connections:** Ensure all bolts, screws, and fasteners are tightened securely at each step. Do not overtighten to avoid stripping.
5. **Check Labels:** While efforts are made to ensure accurate labeling, occasionally parts may be mislabeled or labels may be missing. Refer to the diagrams for verification if you encounter discrepancies.
6. **Final Inspection:** Once assembled, perform a thorough inspection to ensure all parts are correctly installed and all connections are tight and stable.



Image: Front view of the loft bed, illustrating the overall structure after assembly.

OPERATING INSTRUCTIONS

The SIYSNKSI Full Size Loft Bed is designed for multi-functional use, providing a comfortable sleeping area and integrated storage and study spaces.

- **Sleeping Area:** The upper bunk accommodates a full-size mattress (not included). Ensure the mattress thickness is between 4-6 inches for optimal safety and guardrail effectiveness.
- **Integrated Desk:** Utilize the spacious desk area for studying, working, or creative activities. The desk is designed to accommodate a monitor or two, providing a dedicated workspace.
- **Bookshelf:** The open shelving unit provides convenient storage for books, decorative items, or personal belongings, keeping your space organized.
- **Wardrobe:** The integrated wardrobe offers enclosed storage for hanging clothes or storing folded items, helping to keep the room tidy.
- **Storage Drawers:** The stairs are equipped with multiple drawers, offering additional hidden storage for various items.



Image: The loft bed in a bedroom setting, demonstrating the use of the desk, bookshelf, and wardrobe for daily activities.

MAINTENANCE

Proper maintenance will extend the life and appearance of your loft bed.

- **Cleaning:** Wipe surfaces with a soft, damp cloth. Avoid harsh chemicals or abrasive cleaners that can damage the wood finish.
- **Tighten Connections:** Periodically (e.g., every 3-6 months) check all bolts, screws, and connections. Over time, these may loosen with use. Retighten them firmly to maintain the bed's stability and prevent wobbling.
- **Avoid Moisture:** Protect the wood from excessive moisture and direct sunlight to prevent warping or fading.
- **Weight Distribution:** Distribute weight evenly on the bed and shelves to prevent stress on the structure.



Image: Detail of the bed slats and wardrobe interior, illustrating the structural components that require periodic checks.

TROUBLESHOOTING

This section addresses common issues you might encounter with your loft bed.

Problem	Possible Cause	Solution
Bed feels wobbly or unstable.	Loose connections (bolts, screws).	Ensure all bolts and screws are securely tightened. Refer to the assembly manual for specific locations.
Parts seem mislabeled or labels are missing during assembly.	Occasional labeling discrepancies.	Refer to the diagrams in the assembly instructions to identify parts by shape and size. If unsure, contact customer support.

Problem	Possible Cause	Solution
Damaged parts received in the package.	Shipping damage or manufacturing defect.	Do not attempt to assemble with damaged parts. Contact SIYSNKSI customer service immediately for a free replacement.
Desk space feels limited.	Desk designed for specific use (e.g., monitor).	The desk is optimized for a monitor or two. Consider compact peripherals or external storage solutions if more space is needed.

SPECIFICATIONS

Key specifications for the SIYSNKSI Full Size Loft Bed:

Feature	Detail
Product Type	Loft Bed
Size	Full
Overall Product Dimension	94.4"L x 57"W x 72"H
Overall Product Weight	279 LBS
Weight Capacity (Upper Bed)	350 LBS
Recommended Mattress Thickness (Upper Bed)	4-6 inches
Recommended Age	Over 6 years
Product Material	Plywood+MDF+Pinewood
Bed Slat Material	Plywood
Level of Assembly	Twin Assembly Needed (Partial Assembly)
Box Spring Required	No
Mattress Included	No
Country of Origin	Vietnam



Image: Dimensional drawing of the loft bed, providing precise measurements for planning your space.

WARRANTY AND SUPPORT

Your SIYSNKSI Full Size Loft Bed comes with a standard return policy. For specific details regarding returns, please refer to the retailer's policy where the product was purchased (e.g., Amazon's 30-day easy returns).

After-Sales Service: If you encounter any damage after receiving the package, or if you have any questions or require assistance with assembly or parts, please contact SIYSNKSI customer service directly. They are committed to providing support and will replace any damaged parts free of charge.

For additional protection, optional extended protection plans may be available for purchase from the retailer. Please check the product page or your purchase details for more information on these plans.

© 2025 SIYSNKSI. All rights reserved.





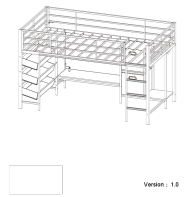
For the latest information and support, please visit the official SIYSNKSI website or contact your retailer.

Related Documents - Loft Bed



[Twin XL Metal Loft Bed Assembly Instructions with Desk and Stairs](#)

Comprehensive assembly instructions for the Twin XL Metal Loft Bed, featuring a desk, storage stairs, and integrated LED lighting. Includes safety warnings, parts list, hardware list, and step-by-step building guide.

	<p>Full Loft Bed Assembly Instructions with Desk & Shelves</p> <p>Comprehensive assembly guide for a full loft bed featuring a desk and shelves. Includes essential safety warnings, detailed parts lists, hardware identification, and step-by-step visual instructions for safe and proper setup.</p>
	<p>Loft Bed Assembly Instructions with Desk and Storage - Queen Size</p> <p>Detailed assembly guide for a Queen-size metal loft bed featuring an integrated L-shaped desk and storage cubes. Includes comprehensive safety warnings, a complete parts list, hardware specifications, and step-by-step visual instructions.</p>
	<p>Full Size Loft Bed Assembly Instructions SKU: SW0001AAB</p> <p>Detailed assembly instructions for the SW0001AAB Full Size Loft Bed, including safety warnings, part lists, and step-by-step guidance for assembly.</p>
	<p>Assembly Instructions: Full Loft Bed with Slide Bridge WF286244</p> <p>Detailed assembly instructions for the Full Loft Bed with Slide Bridge (Model WF286244), including safety warnings, parts list, and step-by-step guidance for assembly.</p>
<p>Loft Bed</p> 	<p>Loft Bed Assembly Instructions - Comprehensive Guide</p> <p>Comprehensive assembly guide for the Loft Bed (Version 1.0). This document provides detailed instructions, including package contents, hardware and parts lists, step-by-step assembly procedures, troubleshooting tips, and safety precautions. Designed for easy understanding and correct installation.</p>