

## Sauder 433933

# Sauder Tall Storage Cabinet Model 433933 Instruction Manual

Brand: Sauder | Model: 433933

## 1. PRODUCT OVERVIEW

The Sauder Tall Storage Cabinet, Model 433933, is a versatile storage solution designed for various rooms. This cabinet features a matte black finish and includes double doors that conceal four adjustable shelves and one fixed upper shelf, providing adaptable storage space.





Image 1.1: Front view of the Sauder Tall Storage Cabinet in Black with doors closed.

## 2. SAFETY INFORMATION

---

- Do not exceed the weight limit specified for each shelf. The upper shelves have a weight limit of 25 lbs (11.3 kg) each, and the bottom shelf has a weight limit of 50 lbs (22.7 kg).
- Ensure the cabinet is properly anchored to a wall using the provided anti-tip hardware to prevent accidental tipping, especially in households with children or pets.
- Keep small parts and hardware away from children during assembly.

## 3. PACKAGE CONTENTS

---

Before beginning assembly, verify that all components are present and undamaged. The package should contain:

- All necessary furniture materials (panels, doors, shelves).
- Complete hardware kit (screws, dowels, hinges, handles, magnetic latches, anti-tip kit).
- Detailed assembly instructions manual.

If any parts are missing or damaged, please contact Sauder customer support for assistance.

## 4. SETUP AND ASSEMBLY

---

Assembly of the Sauder Tall Storage Cabinet is designed to be straightforward. It is recommended to have two people for assembly. Please follow the step-by-step instructions provided in the included assembly manual.

### 4.1 General Assembly Tips:

- Clear a spacious area for assembly to avoid damaging components.
- Organize all hardware and panels according to the labels.
- Use a Phillips head screwdriver and a hammer (not included) as primary tools.
- Do not overtighten screws to prevent stripping or damaging the engineered wood.
- Ensure the cabinet is placed on a level surface after assembly.



Image 4.1: The cabinet with doors open, revealing the interior shelving for storage.

### 4.2 Wall Anchoring:

After assembly and placement, securely attach the cabinet to the wall using the provided anti-tip hardware. This is a critical safety step to prevent the cabinet from falling over.

## 5. OPERATING INSTRUCTIONS

---

### 5.1 Adjustable Shelves:

The cabinet features four adjustable shelves that can be repositioned to accommodate items of various heights. To adjust a shelf:

1. Empty the shelf of all contents.
2. Remove the shelf pins from their current holes.
3. Insert the shelf pins into the desired new holes, ensuring they are level.
4. Place the shelf onto the pins, ensuring it is securely seated.



Image 5.1: Detail of the adjustable shelves, demonstrating their versatility for different items.

### 5.2 Door Operation:

The double doors are equipped with magnetic latches to keep them securely closed. To open, gently pull the handles. To close, push the doors until the magnets engage.



Image 5.2: Detail of the cabinet's handles.





Image 5.3: Detail of the magnetic latches that secure the cabinet doors.

## 6. MAINTENANCE

---

- **Cleaning:** Wipe surfaces with a soft, damp cloth. Avoid harsh chemicals or abrasive cleaners, as these can damage the finish.
- **Dusting:** Regularly dust with a dry, soft cloth.
- **Hardware:** Periodically check all screws and fasteners to ensure they remain tight. Retighten if necessary.
- **Avoid Moisture:** Protect the cabinet from excessive moisture and direct sunlight to prevent warping or fading.

## 7. TROUBLESHOOTING

---

- **Wobbly Cabinet:** Ensure the cabinet is on a level surface. Check all assembly screws and tighten them if loose. Verify wall anchoring.
- **Doors Not Aligning:** Adjust the hinges as per the assembly instructions. Minor adjustments can often correct door alignment issues.
- **Missing Parts:** If any parts were missing upon unboxing, refer to the customer support section to request replacements.

8. SPECIFICATIONS

Feature	Detail
Brand	Sauder
Model Number	433933
Color	Black
Product Dimensions (D x W x H)	16.34" x 29.69" x 71.10" (41.5 cm x 75.4 cm x 180.6 cm)
Item Weight	79.2 pounds (35.9 kg)
Material	Engineered Wood
Number of Shelves	5 (1 fixed, 4 adjustable)
Assembly Required	Yes
Mounting Type	Freestanding (with wall anchor recommendation)
UPC	042666166676

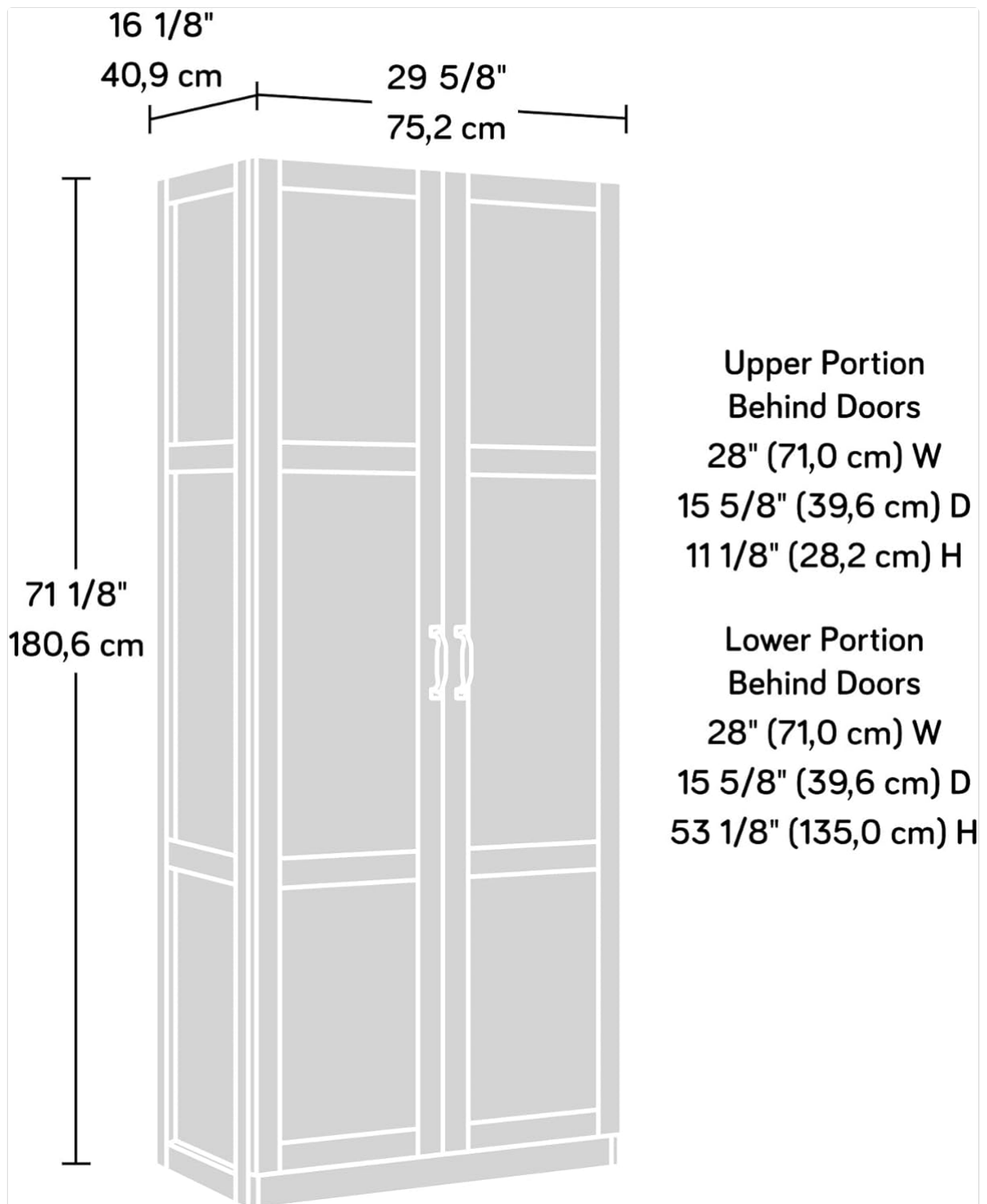


Image 8.1: The Sauder Tall Storage Cabinet integrated into a room environment.

## 9. WARRANTY INFORMATION

The Sauder Tall Storage Cabinet Model 433933 is backed by a **5-Year Limited Warranty**. This warranty covers defects in materials and workmanship under normal use. For specific terms and conditions, or to make a warranty claim, please refer to the documentation included with your product or contact Sauder customer support.





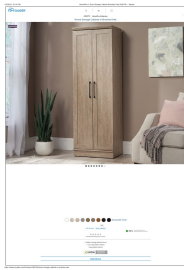

## 10. CUSTOMER SUPPORT

For assistance with assembly, missing parts, or any other product-related inquiries, please contact Sauder customer support. Contact information can typically be found on the Sauder website or within the assembly instructions provided in your package.

**Online Support:** Visit the official Sauder website for FAQs, assembly videos, and live chat support.

**Replacement Parts:** Easily order replacement parts directly from Sauder if needed.

## Related Documents - 433933

	<p><a href="#">Sauder HomePlus Storage Cabinet User Manual</a></p> <p>Comprehensive user manual for the Sauder HomePlus Storage Cabinet in Sienna Oak finish (Model 411963), including assembly instructions, part identification, hardware details, safety warnings, and warranty information.</p>
	<p><a href="#">Sauder HomePlus Storage Cabinet User Manual and Assembly Guide</a></p> <p>Comprehensive user manual and assembly guide for the Sauder HomePlus Storage Cabinet, featuring step-by-step instructions, safety information, and warranty details in English, French, and Spanish.</p>
	<p><a href="#">Sauder Storage Cabinet Model 422705 Assembly Instructions</a></p> <p>Detailed assembly instructions for the Sauder Storage Cabinet, Model 422705, including part identification, hardware list, step-by-step assembly guidance, and safety information.</p>
	<p><a href="#">Sauder Storage Cabinet HomePlus Collection Model 422427 Assembly Guide</a></p> <p>Comprehensive assembly instructions for the Sauder Storage Cabinet, HomePlus Collection, Model 422427. Includes step-by-step guidance, parts identification, hardware details, safety warnings, and warranty information.</p>
	<p><a href="#">Sauder HomePlus 2-Door Storage Cabinet in Brushed Oak (438279) - Product Overview</a></p> <p>Discover the Sauder HomePlus 2-Door Storage Cabinet in Brushed Oak (Model 438279). This versatile cabinet offers adjustable shelving, framed panel doors, and a timeless finish, perfect for home organization. Learn about its features and 5-year limited warranty.</p>
	<p><a href="#">Sauder Storage Cabinet HomePlus Collection Model 411572 Assembly Instructions</a></p> <p>Comprehensive assembly guide for the Sauder Storage Cabinet, HomePlus Collection, Model 411572. Includes parts list, step-by-step instructions, safety information, and warranty details.</p>



