

Manuals+

[Q & A](#) | [Deep Search](#) | [Upload](#)

[manuals.plus](#) /

› [Dirt Devil](#) /

› [Dirt Devil Scorpion Plus Handheld Vacuum Cleaner User Manual](#)

Dirt Devil SD30026B

Dirt Devil Scorpion Plus Handheld Vacuum Cleaner User Manual

Model: SD30026B

1. PRODUCT OVERVIEW

The Dirt Devil Scorpion Plus Handheld Vacuum Cleaner is a powerful, lightweight, and compact corded vacuum designed for quick and efficient cleaning. It features strong suction and comes with versatile tools to address various cleaning needs around your home or vehicle.

Its design focuses on ease of use and portability, making it ideal for tackling dust and debris on multiple surfaces, including furniture, stairs, and hard-to-reach areas.



Image: The Dirt Devil Scorpion Plus Handheld Vacuum Cleaner, showcasing its compact design and cord.

2. SAFETY INFORMATION

Please read all instructions carefully before using this appliance. Failure to follow these instructions may result in electric

shock, fire, or serious injury.

- Always unplug the vacuum cleaner from the electrical outlet before cleaning or servicing.
- Do not use outdoors or on wet surfaces. This vacuum is designed for dry pick-up only.
- Do not allow children to operate the vacuum cleaner. Close supervision is necessary when used by or near children.
- Do not pick up anything that is burning or smoking, such as cigarettes, matches, or hot ashes.
- Do not use without the dirt cup and filter properly in place.
- If the supply cord is damaged, it must be replaced by the manufacturer or its service agent to avoid a hazard.
- Store the vacuum indoors in a cool, dry area.

3. WHAT'S IN THE BOX

Your Dirt Devil Scorpion Plus Handheld Vacuum Cleaner package includes the following components:

- Dirt Devil Scorpion Plus Corded Hand Vacuum
- Dust Brush
- Motorized Stair and Upholstery Tool
- Hose
- QuickFlip Crevice Tool (integrated)

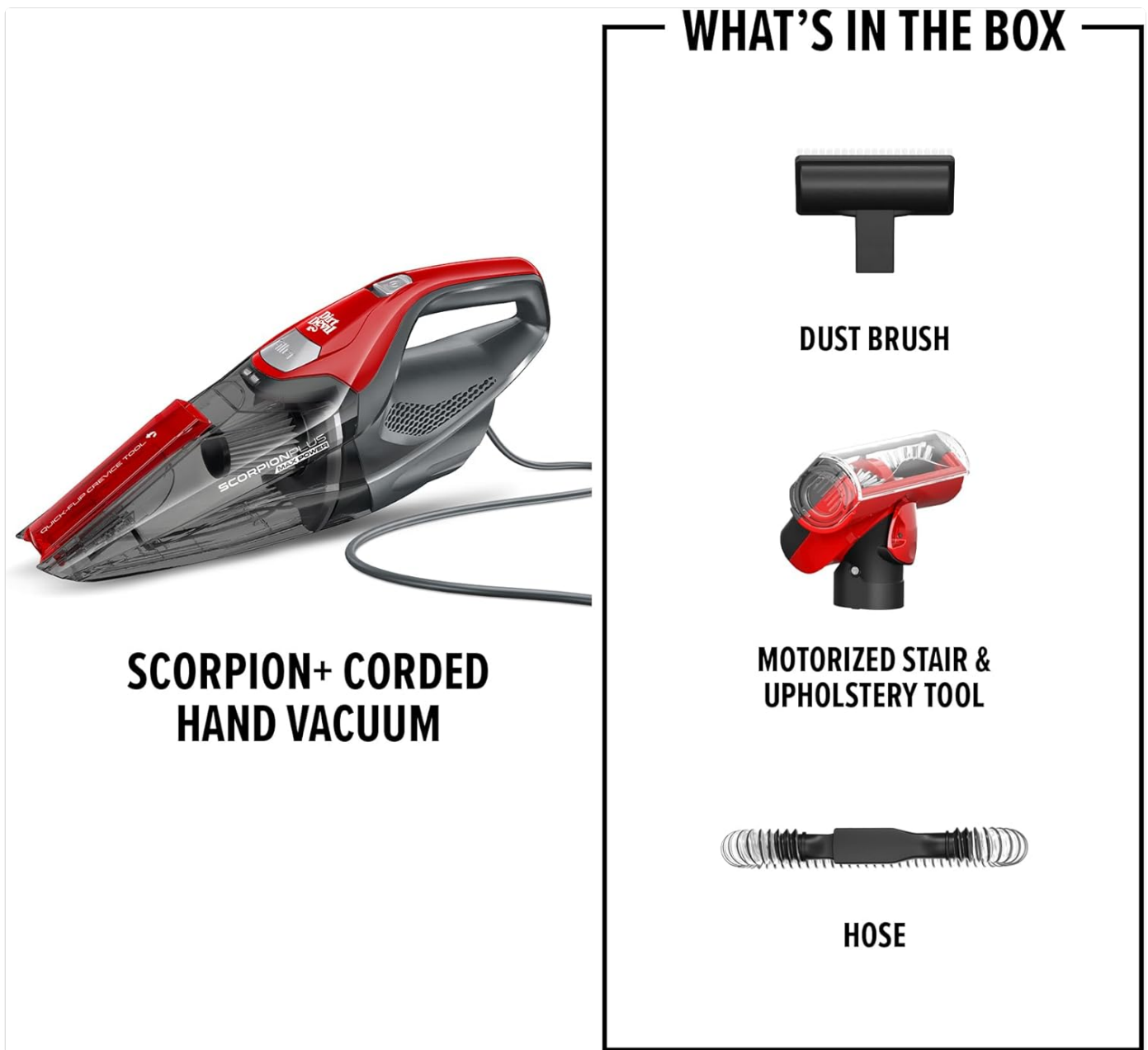


Image: A visual representation of the Dirt Devil Scorpion Plus Hand Vacuum and its included accessories: dust brush, motorized stair and upholstery tool, and hose.

4. ASSEMBLY

The Dirt Devil Scorpion Plus Handheld Vacuum is designed for easy assembly and tool attachment.

1. **Attaching Accessories:** To attach the dust brush, motorized stair and upholstery tool, or hose, align the accessory with the vacuum's nozzle opening and push firmly until it clicks into place.
2. **QuickFlip Crevice Tool:** The QuickFlip crevice tool is integrated into the vacuum's design. To use it, simply flip it out from its stored position until it locks into place. To store, flip it back until it is flush with the vacuum body.

5. SETUP

Before first use, ensure all packaging materials are removed from the vacuum and its accessories.

1. **Check Filter:** Ensure the cartridge filter is properly seated inside the dirt cup.
2. **Empty Dirt Cup:** Verify the XL easy-empty dirt cup is empty and securely attached to the vacuum.
3. **Power Connection:** Plug the power cord into a standard electrical outlet. The vacuum is corded and requires

continuous power during operation.

6. OPERATING INSTRUCTIONS

The Dirt Devil Scorpion Plus is versatile for various cleaning tasks.

General Operation

- Press the power button located on the handle to turn the vacuum on.
- Move the vacuum slowly over the surface to be cleaned, allowing the powerful suction to pick up debris.
- Press the power button again to turn the vacuum off.

Using Attachments

- **Pivoting Stair and Upholstery Tool:** This tool is ideal for cleaning stairs and upholstered surfaces. Its pivoting action allows for flexible cleaning angles.



Image: The Dirt Devil Scorpion Plus Handheld Vacuum in use on stairs, demonstrating the pivoting motorized brushroll for effective

cleaning.

- **QuickFlip Crevice Tool:** Extend this tool for reaching tight spaces, corners, and edges.



Image: The Dirt Devil Scorpion Plus Handheld Vacuum utilizing its QuickFlip crevice tool to clean a narrow gap on a workbench.

- **Hose and Dusting Brush:** Attach the hose for extended reach into difficult areas. The dusting brush can be attached to the hose or directly to the vacuum for delicate surfaces.

POWERFUL DEBRIS PICK-UP



Image: The Dirt Devil Scorpion Plus Handheld Vacuum effectively picking up debris from a carpeted surface, highlighting its powerful suction.

Official Product Video

Video: An official brand video from Dirt Devil, showcasing the features and benefits of their vacuum cleaners, including the Scorpion Plus model.

7. MAINTENANCE

Regular maintenance ensures optimal performance of your Dirt Devil Scorpion Plus.

Emptying the Dirt Cup

- The XL easy-empty dirt cup should be emptied regularly, especially when debris reaches the MAX fill line.
- To empty, detach the dirt cup from the vacuum.
- Open the dirt cup latch and dispose of the contents into a trash receptacle.

- Close the dirt cup securely and reattach it to the vacuum.

Cleaning the Filter

- The vacuum uses a cartridge filter. For best performance, clean the filter after every few uses or when suction seems reduced.
- Remove the filter from the dirt cup.
- Tap the filter gently over a trash can to remove loose dust and debris.
- If necessary, the filter can be rinsed with water. Ensure the filter is completely dry before reinserting it into the vacuum.

Cleaning Accessories

- Wipe down accessories with a damp cloth as needed. Ensure they are dry before reattaching.
- Periodically check the motorized stair and upholstery tool for tangled hair or debris and remove as necessary.

8. TROUBLESHOOTING

If you encounter issues with your Dirt Devil Scorpion Plus, refer to the following common problems and solutions:

Problem	Possible Cause	Solution
Vacuum does not turn on	Not plugged in; no power at outlet; power button not pressed.	Ensure cord is securely plugged in; check circuit breaker; press power button firmly.
Loss of suction	Dirt cup full; filter clogged; hose/nozzle clogged.	Empty dirt cup; clean filter; check and clear any blockages in hose or nozzle.
Vacuum gets hot or makes unusual noise	Clogged filter or hose; motor overheating due to prolonged use.	Clean filter and check for blockages. Turn off and unplug the vacuum, allow it to cool down for at least 30 minutes before resuming use.
Debris escapes dirt cup	Dirt cup not properly closed or attached; dirt cup too full.	Ensure dirt cup is securely latched and attached. Empty dirt cup before it overfills.

9. SPECIFICATIONS

Feature	Detail
Brand	Dirt Devil
Model Name	Dirt Devil Scorpion Plus Handheld Vacuum
Model Number	SD30026B
Special Feature	Corded, Compact
Filter Type	Cartridge
Included Components	Accessory Kit (Dust Brush, Motorized Stair and Upholstery Tool, Hose)
Is Cordless?	No

Feature	Detail
Capacity	0.45 Liters
Color	Red
Product Dimensions	13.3"L x 8.1"W x 17.1"H
Item Weight	3 pounds
Noise Level	80 dB
UPC	046034904129

10. WARRANTY AND SUPPORT

Dirt Devil products are manufactured with quality and durability in mind. For information regarding your product's warranty, please refer to the warranty card included in your product packaging or visit the official Dirt Devil website.






For customer support, technical assistance, or to inquire about replacement parts, please contact Dirt Devil customer service through their official channels. Keep your model number (SD30026B) and purchase receipt handy for faster service.

You can find more information and support at the [Dirt Devil Store on Amazon](#).

Related Documents - SD30026B

[Dirt Devil Scorpion Hand Vac Owner's Manual and Operating Instructions](#)

Comprehensive owner's manual for the Dirt Devil Scorpion Hand Vac, detailing features, operation, safety instructions, troubleshooting, and warranty information. Includes detailed descriptions of diagrams and steps.

 <p>Dirt Devil Scorpion</p> <p>INSTRUCTION MANUAL</p> <p>Please read these instructions carefully before using your Scorpion® Hand Vac.</p> <p>WARNING: Do not use this unit as a power tool. Do not use this unit to clean flammable or volatile liquids. Do not use this unit to clean electrical outlets or switches. Do not use this unit to clean the interior of a car.</p> <p>MODIFY OR REPLACE: Do not modify or replace any parts of this unit. Do not use this unit if any parts are missing or damaged.</p> <p>IMPORTANT SAFETY INSTRUCTIONS</p> <p>SAVE THESE INSTRUCTIONS</p> <p>WARNING: TO REDUCE THE RISK OF FIRE, ELECTRIC SHOCK OR INJURY:</p> <p>Do not use this unit near water. Do not use this unit to clean electrical outlets or switches. Do not use this unit to clean the interior of a car. Do not use this unit to clean flammable or volatile liquids. Do not use this unit as a power tool. Do not use this unit to clean electrical outlets or switches. Do not use this unit to clean the interior of a car. Do not use this unit to clean flammable or volatile liquids. Do not use this unit as a power tool.</p> <p>SAVE THESE INSTRUCTIONS</p>	<p>Dirt Devil Scorpion Handheld Vacuum Cleaner Instruction Manual</p> <p>This document provides comprehensive instructions for operating and maintaining the Dirt Devil Scorpion handheld vacuum cleaner. It includes safety warnings, feature descriptions, usage guides for attachments, troubleshooting tips, and warranty information.</p>
 <p>Dirt Devil Vibe 3-in-1 Vacuum Cleaner</p> <p>Owner's Manual and Operating Instructions</p> <p>WARNING: Do not use this unit as a power tool. Do not use this unit to clean flammable or volatile liquids. Do not use this unit to clean electrical outlets or switches. Do not use this unit to clean the interior of a car.</p> <p>IMPORTANT SAFETY INSTRUCTIONS</p> <p>SAVE THESE INSTRUCTIONS</p> <p>WARNING: TO REDUCE THE RISK OF FIRE, ELECTRIC SHOCK OR INJURY:</p> <p>Do not use this unit near water. Do not use this unit to clean electrical outlets or switches. Do not use this unit to clean the interior of a car. Do not use this unit to clean flammable or volatile liquids. Do not use this unit as a power tool. Do not use this unit to clean electrical outlets or switches. Do not use this unit to clean the interior of a car. Do not use this unit to clean flammable or volatile liquids. Do not use this unit as a power tool.</p>	<p>Dirt Devil Vibe 3-in-1 Vacuum Cleaner Owner's Manual and Operating Instructions</p> <p>Comprehensive guide for the Dirt Devil Vibe 3-in-1 Vacuum Cleaner (SD20020), covering assembly, operation, maintenance, troubleshooting, and warranty information.</p>
 <p>Dirt Devil Scorpion Plus</p> <p>Corded Hand Vacuum User Manual</p> <p>WARNING: Do not use this unit as a power tool. Do not use this unit to clean flammable or volatile liquids. Do not use this unit to clean electrical outlets or switches. Do not use this unit to clean the interior of a car.</p> <p>IMPORTANT SAFETY INSTRUCTIONS</p> <p>SAVE THESE INSTRUCTIONS</p> <p>WARNING: TO REDUCE THE RISK OF FIRE, ELECTRIC SHOCK OR INJURY:</p> <p>Do not use this unit near water. Do not use this unit to clean electrical outlets or switches. Do not use this unit to clean the interior of a car. Do not use this unit to clean flammable or volatile liquids. Do not use this unit as a power tool. Do not use this unit to clean electrical outlets or switches. Do not use this unit to clean the interior of a car. Do not use this unit to clean flammable or volatile liquids. Do not use this unit as a power tool.</p>	<p>Dirt Devil Scorpion Plus Corded Hand Vacuum User Manual</p> <p>User manual for the Dirt Devil Scorpion Plus Corded Hand Vacuum (Model SD30025B). Includes instructions for use, maintenance, and troubleshooting.</p>
 <p>Dirt Devil Scorpion</p> <p>Hand Vac</p> <p>123... USER MANUAL</p> <p>REPLACEMENT PARTS</p> <p>LET'S GO.</p>	<p>Dirt Devil Scorpion Hand Vac User Manual</p> <p>Comprehensive user manual for the Dirt Devil Scorpion Hand Vac, covering setup, usage, maintenance, troubleshooting, and warranty information. Includes safety instructions and replacement parts details.</p>
 <p>Dirt Devil Scorpion</p> <p>INSTRUCTION MANUAL</p> <p>Please read these instructions carefully before using your Scorpion® Hand Vac.</p> <p>WARNING: Do not use this unit as a power tool. Do not use this unit to clean flammable or volatile liquids. Do not use this unit to clean electrical outlets or switches. Do not use this unit to clean the interior of a car.</p> <p>MODIFY OR REPLACE: Do not modify or replace any parts of this unit. Do not use this unit if any parts are missing or damaged.</p> <p>IMPORTANT SAFETY INSTRUCTIONS</p> <p>SAVE THESE INSTRUCTIONS</p> <p>WARNING: TO REDUCE THE RISK OF FIRE, ELECTRIC SHOCK OR INJURY:</p> <p>Do not use this unit near water. Do not use this unit to clean electrical outlets or switches. Do not use this unit to clean the interior of a car. Do not use this unit to clean flammable or volatile liquids. Do not use this unit as a power tool. Do not use this unit to clean electrical outlets or switches. Do not use this unit to clean the interior of a car. Do not use this unit to clean flammable or volatile liquids. Do not use this unit as a power tool.</p> <p>SAVE THESE INSTRUCTIONS</p>	<p>Dirt Devil Scorpion Hand Vac Instruction Manual</p> <p>Instruction manual for the Dirt Devil Scorpion Hand Vac, covering safety, operation, features, maintenance, troubleshooting, and warranty information.</p>

