

HIFI WALKER T10 AIR

HIFI WALKER T10 Air Bone Conduction Headphones User Manual

Model: T10 AIR

[Introduction](#) [Package Contents](#) [Product](#)
[Overview](#) [Setup](#) [Operation](#) [Maintenance](#) [Troubleshooting](#) [Specifications](#) [Warranty & Support](#)

1. INTRODUCTION

The HIFI WALKER T10 Air Bone Conduction Headphones are designed for active lifestyles, offering a unique open-ear listening experience. These headphones feature IPX8 waterproofing, an integrated 32GB MP3 player, and Bluetooth 5.3 connectivity, making them suitable for various activities including swimming, running, and cycling. This manual provides detailed instructions for setup, operation, and maintenance to ensure optimal performance and longevity of your device.

2. PACKAGE CONTENTS

Please check the box for the following items:

- HIFI WALKER Open-Ear Bone Conduction Headphones
- Adjustable Straps
- Swimming Earplugs
- Magnetic Charging Cable
- User Manual / Quick Guide

Ce qu'il y a dans la boîte

- Casque Open-Ear HIFI WALKER
- Bandes réglables
- Bouchons d'oreilles pour la nage
- Câble de charge magnétique
- Manuel de l'utilisateur / Guide rapide



Image: The package contents, including the headphones, magnetic charging cable, swimming earplugs, adjustable strap, and user manual.

3. PRODUCT OVERVIEW

The HIFI WALKER T10 Air headphones feature an ergonomic design for comfort and stability during physical activity. Key components include the bone conduction transducers, control buttons, microphone, and a magnetic charging/data transfer interface.

3.1. Components and Controls

Key Function Introduction

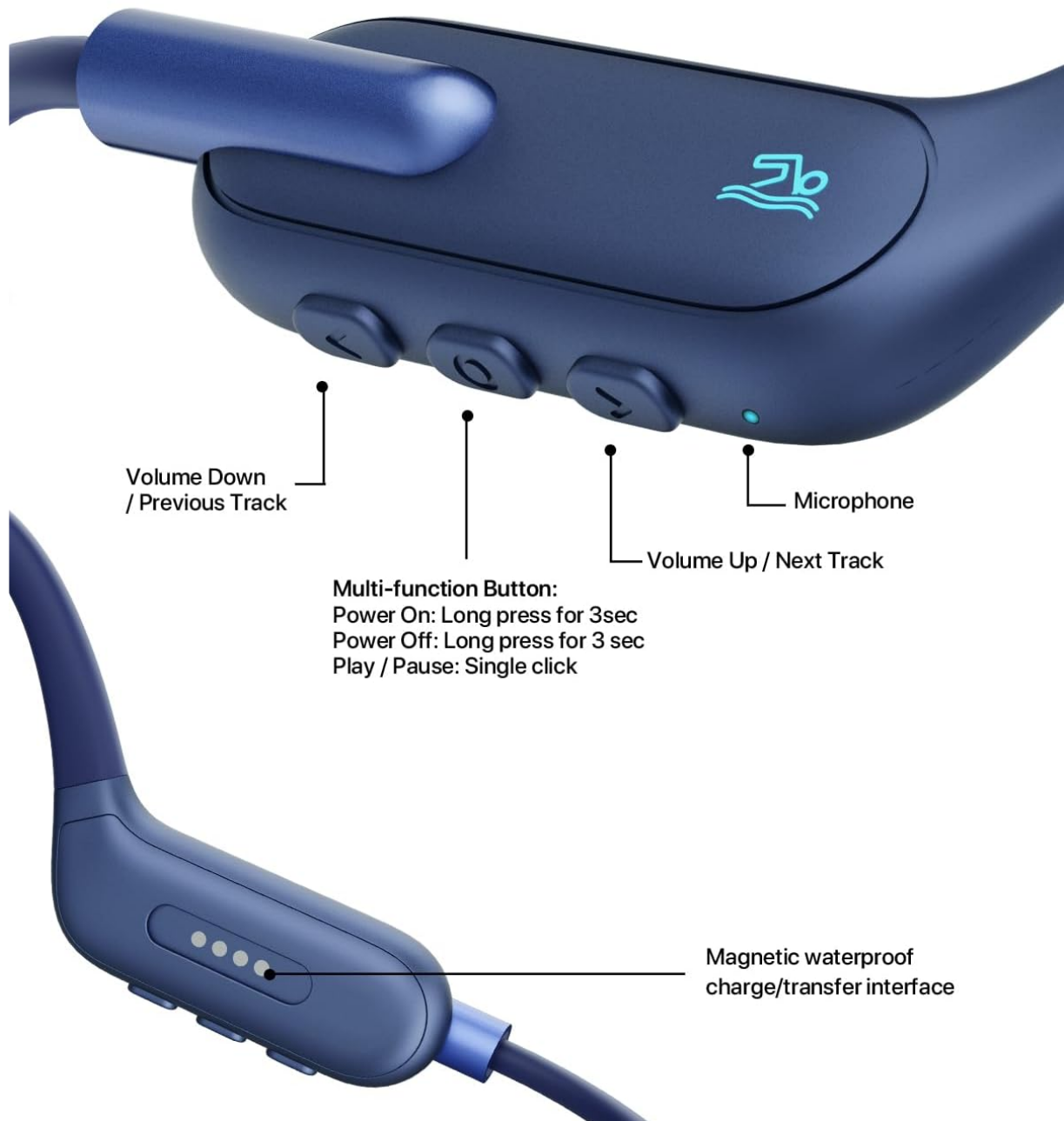


Image: A detailed view of the headphone controls, indicating the Volume Down/Previous Track button, Multi-function button (Power On/Off, Play/Pause), Volume Up/Next Track button, Microphone, and Magnetic waterproof charge/transfer interface.

- **Volume Down / Previous Track:** Decreases volume or skips to the previous track.
- **Multi-function Button:** Powers on/off (long press for 3 seconds), plays/pauses (single click).
- **Volume Up / Next Track:** Increases volume or skips to the next track.
- **Microphone:** For hands-free calls.
- **Magnetic Waterproof Charge/Transfer Interface:** For charging and transferring MP3 files.

3.2. Adjustable Straps

The headphones come with adjustable straps to ensure a secure and comfortable fit for various head shapes and sizes, enhancing stability during intense activities.



Adjustable Straps

Engineered for comfort across various head shapes and sizes

Image: The headphones shown with an adjustable strap, designed to provide a customized and secure fit.

4. SETUP

4.1. Charging the Headphones

1. Connect the magnetic charging cable to the charging interface on the headphones.
2. Plug the USB end of the cable into a standard USB power adapter (not included) or a computer's USB port.
3. The LED indicator will show charging status. A full charge typically takes 1.5 to 2 hours.
4. Once fully charged, the headphones provide up to 8 hours of continuous playback.



Image: A close-up of the magnetic charging port, highlighting the 8-hour battery life and 2-hour charging time.

4.2. Power On/Off

- **To Power On:** Press and hold the Multi-function button for 3 seconds.
- **To Power Off:** Press and hold the Multi-function button for 3 seconds.

4.3. Bluetooth Pairing

1. Ensure the headphones are powered on and in Bluetooth mode (indicated by a flashing LED).
2. On your device (smartphone, tablet, etc.), enable Bluetooth and search for available devices.
3. Select "HIFI WALKER T10 Air" from the list.
4. Once connected, the LED indicator will stop flashing.




Image: A user demonstrating Bluetooth 5.3 connectivity with a smartphone, compatible with iOS, Android, and Windows operating systems.

4.4. MP3 Mode and Music Transfer

The headphones feature 32GB of internal storage for MP3 files, allowing music playback without a connected device. This mode is essential for underwater use as Bluetooth signals do not transmit effectively through water.

1. **To switch to MP3 Mode:** Double-click the Multi-function button. Double-click again to switch back to Bluetooth mode.

2. **To transfer music:** Connect the headphones to your computer using the magnetic charging cable. The headphones will appear as a removable drive. Drag and drop your audio files (MP3, WAV, FLAC, APE, WMA) into the drive.

32 GB Memory

 Stores over 1,000 songs

MP3 & Bluetooth Mode

32GB of playback on the go
no phone needed





   |  **Bluetooth 5.3**

Image: An internal view highlighting the 32GB memory chip, capable of storing over 1000 songs, and the dual functionality of MP3 and Bluetooth modes.

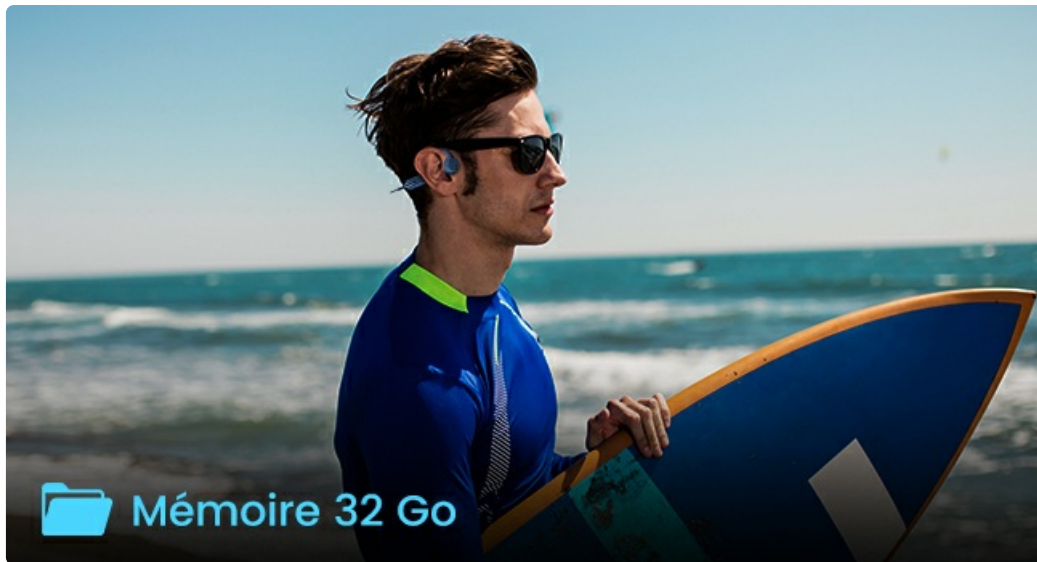


Image: A user on a beach with a surfboard, demonstrating the portability and independence of the 32GB MP3 player, allowing music without a phone.

5. OPERATING INSTRUCTIONS

5.1. Basic Controls

Action	Button Press
Power On/Off	Long press Multi-function button for 3 seconds
Play/Pause	Single click Multi-function button
Volume Up	Single click Volume Up button
Volume Down	Single click Volume Down button
Next Track	Long press Volume Up button
Previous Track	Long press Volume Down button
Answer/End Call	Single click Multi-function button
Reject Call	Double click Multi-function button
Activate Voice Assistant	Triple click Multi-function button
Switch MP3/Bluetooth Mode	Double click Multi-function button
Next Folder (MP3 Mode)	Triple click Volume Up button
Previous Folder (MP3 Mode)	Triple click Volume Down button



Image: A comprehensive guide to the headphone controls, illustrating button presses for various functions including volume, track control, call management, voice assistant, and mode switching.

5.2. Using for Swimming

The T10 Air headphones are IPX8 waterproof, designed for immersion up to 2 meters. For optimal audio performance underwater, it is crucial to switch to MP3 mode, as Bluetooth signals do not transmit effectively through water. Use the provided swimming earplugs to enhance sound clarity underwater.



IPX8 Waterproof

Clear music, even underwater



Sweatproof Waterproof MP3 Player



Bluetooth signals can't reach
underwater Please switch to MP3 Mode

Image: A swimmer demonstrating the use of the IPX8 waterproof headphones underwater. A note indicates that Bluetooth does not function underwater and MP3 mode should be used.

Casque étanche IPX8

Casque de natation avec fonction MP3

Casque de sport à oreille ouverte avec indice de protection IPX8, conçu pour des activités sportives intenses comme la natation, la course, le vélo et le surf.

Remarque : La connexion Bluetooth n'est pas supportée sous l'eau. Passez en mode MP3.

Image: A swimmer using the IPX8 waterproof headphones, designed for swimming with MP3 functionality. A reminder states that Bluetooth connection is not supported underwater and to switch to MP3 mode.

5.3. Open-Ear Comfort and Safety

The bone conduction technology delivers sound through your cheekbones, leaving your ear canals open. This design ensures comfort and allows you to remain aware of your surroundings, which is crucial for outdoor activities like running and cycling.

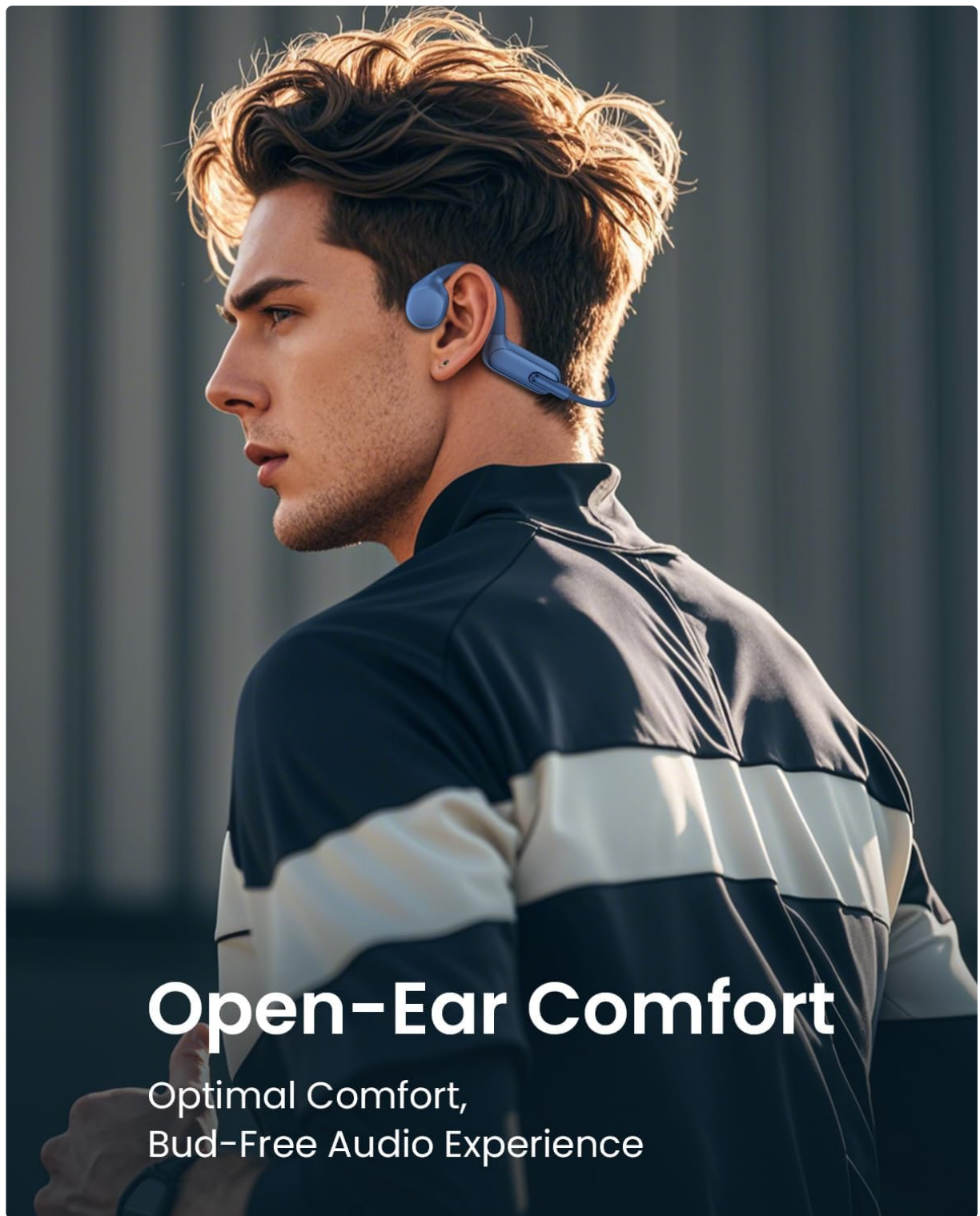




Image: A user wearing the headphones, highlighting the open-ear design for optimal comfort and a bud-free audio experience.




Confort et sécurité des oreilles ouvertes

Restez connecté à votre environnement tout en écoutant votre musique



Légèreté



Sans embouts



Oreilles ouvertes

Image: A user demonstrating the open-ear design, which provides comfort and safety by allowing awareness of the surrounding environment while listening to music.

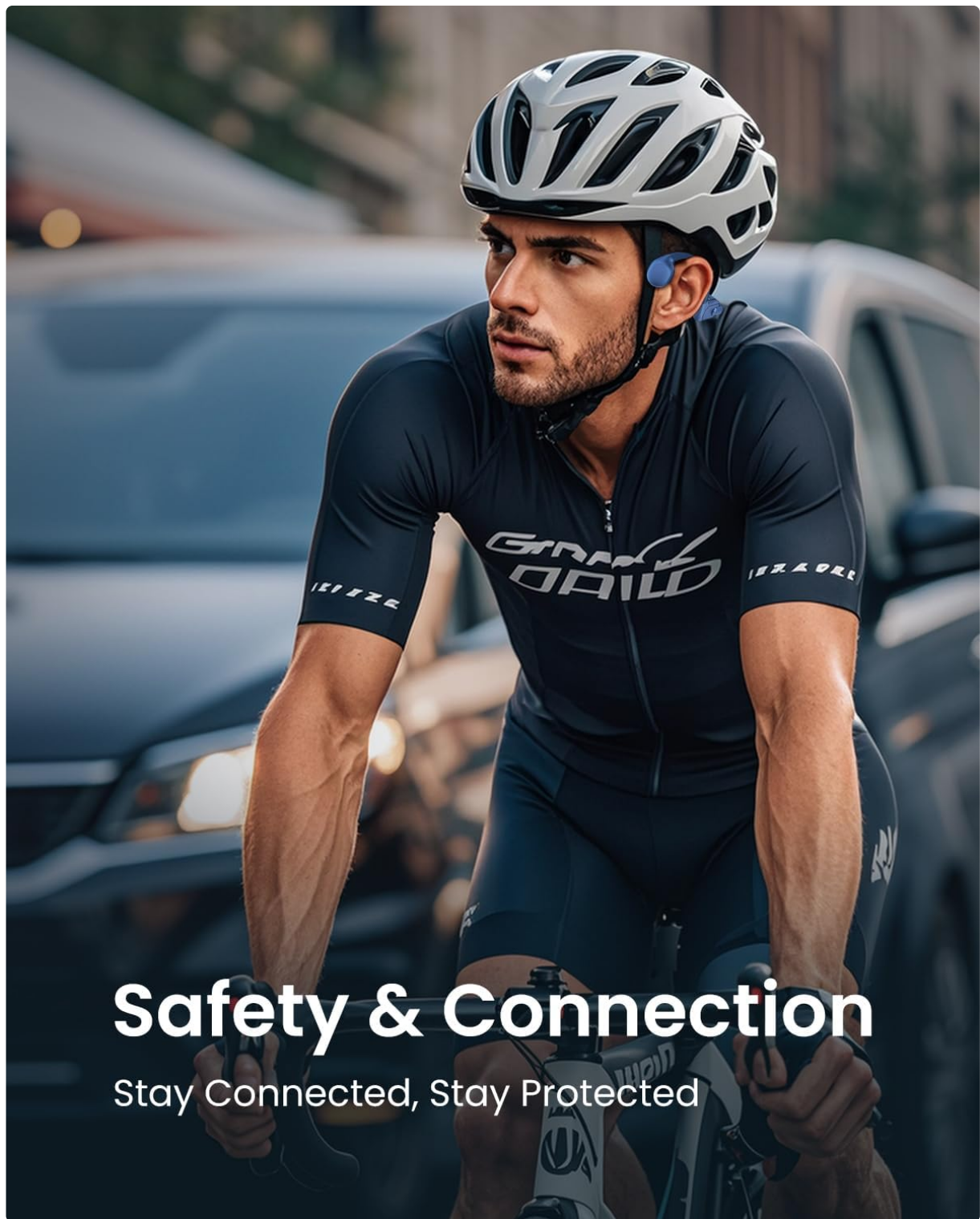


Image: A cyclist wearing the headphones and a helmet, illustrating how the open-ear design allows for safety and connection to the environment while exercising.

5.4. Sound Quality

The T10 Air headphones are engineered to deliver high-resolution audio with powerful 16mm drivers, providing an immersive sound experience with robust bass.



HIFI Sound Quality
High-resolution, immersive surround sound

16mm
Powerful Drivers


Powerful Bass

Hi-Fi
Sound Quality

Image: An exploded view of the headphone's sound driver, emphasizing 16mm powerful drivers for high-resolution, immersive surround sound and Hi-Fi sound quality.



Image: A visual representation of the Hi-Fi sound quality, featuring 16mm powerful drivers and powerful bass technology for high-resolution audio.

6. MAINTENANCE

- **Cleaning:** Wipe the headphones with a soft, damp cloth after each use, especially after swimming or intense workouts, to remove sweat, chlorine, or salt water. Do not use abrasive cleaners or solvents.
- **Drying:** Ensure the headphones, especially the charging port, are completely dry before charging to prevent damage.
- **Storage:** Store the headphones in a cool, dry place away from direct sunlight and extreme temperatures.
- **Charging Port:** Keep the magnetic charging interface clean and free of debris.

7. TROUBLESHOOTING

Problem	Possible Cause	Solution
No power/Won't turn on	Low battery	Charge the headphones fully (1.5-2 hours).
Cannot pair via Bluetooth	Headphones not in pairing mode; device Bluetooth off; too far from device	Ensure headphones are on and in Bluetooth mode. Turn device Bluetooth off/on. Move closer to device.
No sound in MP3 mode	No music files loaded; incorrect file format	Connect to computer and transfer supported audio files (MP3, WAV, FLAC, APE, WMA).
Bluetooth not working underwater	Bluetooth signals do not transmit through water	Switch to MP3 mode for underwater use.
Poor sound quality	Volume too low; earplugs not used (underwater); dirty transducers	Adjust volume. Use swimming earplugs for underwater. Clean transducers.
Charging issues	Dirty charging port; faulty cable/adaptor	Clean the magnetic charging port. Try a different USB port or adapter.

8. SPECIFICATIONS

Feature	Detail
Model Name	T10 AIR
Connectivity Technology	Wireless (Bluetooth 5.3)
Water Resistance Level	IPX8 (Waterproof)
Internal Storage	32 GB (MP3 Player)
Battery Life	Up to 8 hours
Charging Time	1.5 - 2 hours
Battery Type	Lithium-polymer
Special Features	Bone Conduction, Built-in Microphone
Included Components	Headphones, Swimming Earplugs, Charging Cable, User Manual, Adjustable Strap
Specific Uses	Fitness, Swimming, Running, Cycling

9. WARRANTY AND SUPPORT

9.1. Manufacturer's Warranty


The HIFI WALKER T10 Air headphones come with a 1-year manufacturer's warranty. This warranty covers defects in materials and workmanship under normal use. Please retain your proof of purchase for warranty claims.






9.2. Customer Support

For technical assistance, troubleshooting, or warranty inquiries, please refer to the contact information provided in your quick guide or visit the official HIFI WALKER website. Please note that information regarding spare parts availability and software updates is not available at this time.


© 2025 HIFI WALKER. All rights reserved.

Related Documents - T10 AIR

	<p>HIFI WALKER T10 Air Bone Conduction Headphones User Manual</p> <p>User manual for the HIFI WALKER T10 Air Bone Conduction Bluetooth Headphones, detailing setup, operation, specifications, and maintenance.</p>
---	---

	<p>HIFI WALKER T10 Air Bone Conduction Headphones User Manual</p> <p>User manual for the HIFI WALKER T10 Air Bone Conduction Bluetooth Headphones, covering setup, operation, specifications, and maintenance.</p>
	<p>HIFI WALKER G7 Pro Android Player User Manual - Features and Specifications</p> <p>Official user manual for the HIFI WALKER G7 Pro Android Player. Discover its features, technical specifications, operating instructions, and troubleshooting tips for this portable high-fidelity audio device.</p>
	<p>HIFI WALKER H2 Digital Audio Player User Manual</p> <p>Comprehensive user manual for the HIFI WALKER H2 Digital Audio Player, covering setup, features, specifications, and troubleshooting.</p>
	<p>HIFI WALKER H2 Digital Audio Player User Manual</p> <p>Comprehensive user manual for the HIFI WALKER H2 Digital Audio Player, covering setup, features, specifications, and troubleshooting.</p>
	<p>HIFI WALKER H2 Digital Audio Player User Manual</p> <p>User manual for the HIFI WALKER H2 portable lossless music player, covering setup, operation, settings, specifications, and troubleshooting.</p>

Documents - HIFI WALKER – T10 AIR



[HIFI WALKER T10 Air Bone Conduction Headphones User Manual](#)

User manual for the HIFI WALKER T10 Air Bone Conduction Bluetooth Headphones, covering setup, operation, specifications, and maintenance.

lang:en score:36 filesize: 6.9 M page_count: 1 document date: 2023-08-16



[\[pdf\] User Manual](#)

T10 Air 20230830 81LQPX1hTYL ref dp product quick view m media amazon images I |||

HIFI WALKER **T10 Air** Bone Conduction Bluetooth Headphones User Manual ...

lang:en score:21 filesize: 450.46 K page_count: 9 document date: 2023-12-21




[\[pdf\]](#) User Manual

T10 Air 20230830 B13Fc7lob L ref dp product quick view m media amazon images 1 |||

HIFI WALKER **T10 Air** Bone Conduction Bluetooth Headphones User Manual ...

lang:en **score:21** filesize: 2.12 M page_count: 43 document date: 2023-11-28



[HIFI WALKER T10 Air Bone Conduction Headphones User Manual](#)

User manual for the HIFI WALKER T10 Air Bone Conduction Bluetooth Headphones, detailing setup, operation, specifications, and maintenance.

lang:en **score:18** filesize: 5.99 M page_count: 1 document date: 2023-11-24