

MONODEAL UKS820

MONODEAL UKS820 IP68 Waterproof Bone Conduction Swimming Headphones User Manual

Model: UKS820

INTRODUCTION

Thank you for choosing the MONODEAL UKS820 IP68 Waterproof Bone Conduction Swimming Headphones. This device is engineered for an exceptional audio experience during various activities, including swimming, fitness, cycling, and running. Its IP68 waterproof rating allows for underwater use, making it an ideal companion for aquatic sports. Please note that for optimal performance underwater, the MP3 mode should be utilized, as Bluetooth transmission is limited in water.



Image: The MONODEAL UKS820 bone conduction headphones, designed for use in water, showcasing their waterproof capability.

PRODUCT FEATURES

- **IP68 Waterproof Rating:** Professional-grade waterproofing, allowing submersion up to 2 meters for 2 hours. Ideal for swimming and water sports.
- **Bone Conduction Technology:** Delivers audio through your cheekbones, leaving your ears open to ambient sounds for enhanced safety and awareness.
- **Integrated 32GB MP3 Player:** Store thousands of songs or audiobooks directly on the headphones, perfect for underwater listening where Bluetooth signals are weak.
- **Bluetooth 5.4 Connectivity:** Ensures faster and more stable wireless connections for land-based activities.
- **Lightweight and Comfortable Design:** Weighing only 24g, made from soft silicone material for extended wear comfort.
- **Long Battery Life:** Up to 8 hours of continuous music playback on a single charge.
- **Directional Sound Transmission:** Enhanced sound quality with reduced sound leakage, protecting your privacy during calls.
- **Built-in Microphone:** For clear hands-free calls.

2024 3th Generation



Image: A visual comparison highlighting the 3rd Generation features of the MONODEAL UKS820, including Bluetooth 5.4, IP68 Waterproofing, and Premium Sound Quality.



Image: A swimmer wearing the MONODEAL UKS820 headphones, illustrating the IP68 waterproof capability for submersion up to 2 meters.



Directional Sound Transmission

Effectively reduces sound leakage,
protect your privacy perfectly

Image: A diagram illustrating the directional sound transmission technology, which reduces sound leakage and enhances privacy.

Ultra-light & More Softer

30% lighter than other headphones, silicone material more comfortable




Image: A visual representation emphasizing the ultra-light (24g) and soft silicone material of the headphones, highlighting their flexibility and comfort.

PACKAGE CONTENTS

The MONODEAL UKS820 package typically includes:

- MONODEAL UKS820 Bone Conduction Headphones
- Charging Cable
- User Manual
- Earplugs (foam and silicone, as mentioned in reviews)

SETUP

1. Charging the Headphones

1. Connect the provided charging cable to the charging port on the headphones.
2. Plug the other end of the cable into a USB power adapter (not included) or a computer's USB port.
3. The LED indicator will show the charging status. A full charge typically takes approximately [X] hours (*specific time not provided, user should refer to product documentation or LED behavior*).

2. Powering On/Off

- **To Power On:** Press and hold the Power button for [X] seconds until the LED indicator lights up (*specific time not provided*).
- **To Power Off:** Press and hold the Power button for [X] seconds until the LED indicator turns off (*specific time not provided*).

OPERATING INSTRUCTIONS

1. Bluetooth Mode (Wireless Streaming)

1. Ensure the headphones are powered on.
2. Activate Bluetooth on your smartphone or other device.
3. Search for "MONODEAL UKS820" (or similar name) in your device's Bluetooth settings and select it to pair.
4. Once paired, the LED indicator will confirm the connection, and you can stream audio wirelessly.
5. **Note:** Bluetooth connectivity is not effective underwater. Switch to MP3 mode for swimming.



Bluetooth + MP3 Modes

Dual Modes for Music Freedom

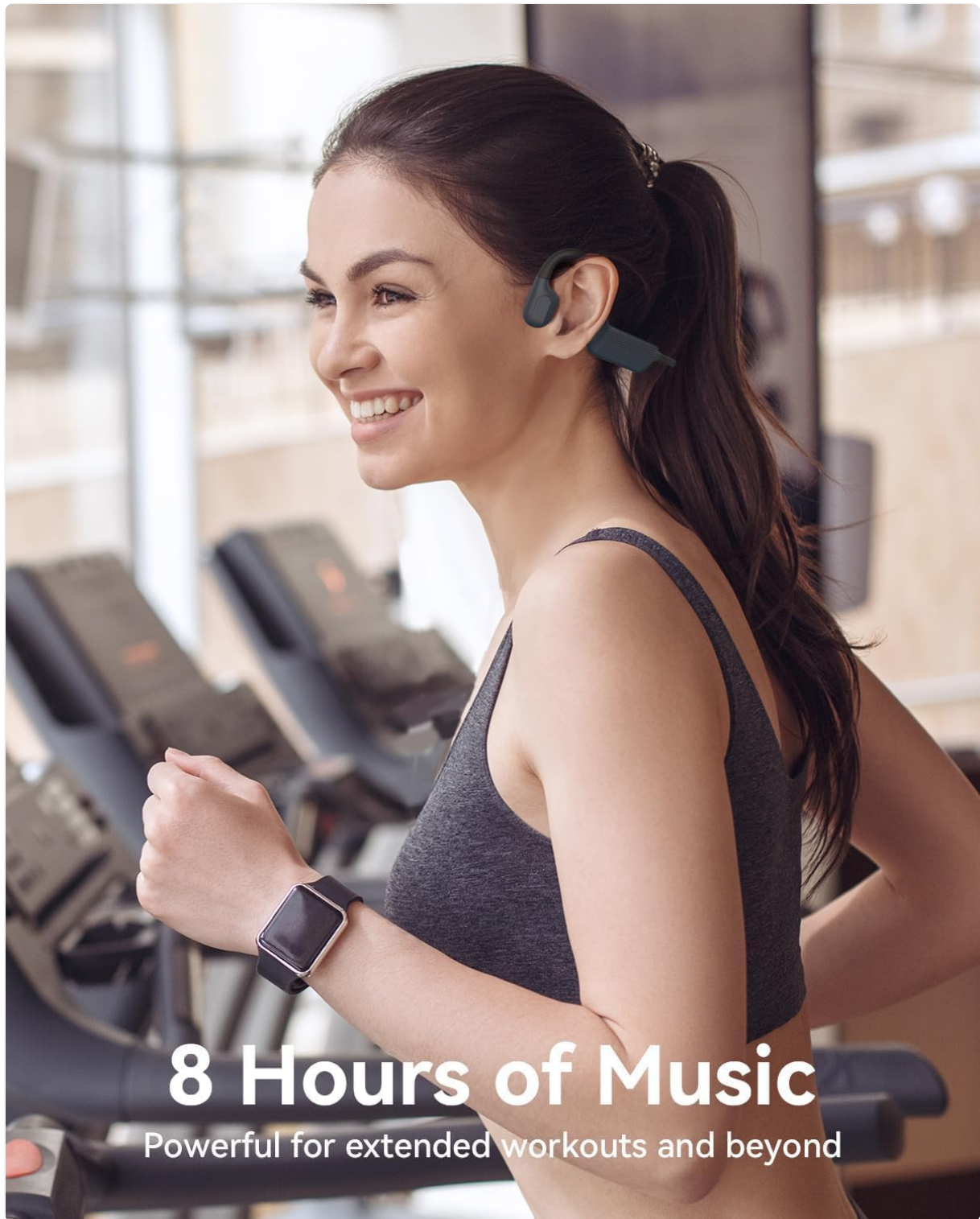
Image: The MONODEAL UKS820 headphones displaying their dual Bluetooth and MP3 modes, with a phone showing a Bluetooth connection.

2. MP3 Mode (Internal Storage Playback)

1. **Transferring Music:** Connect the headphones to a computer using the charging cable. The headphones will appear as a removable drive. Drag and drop your audio files (e.g., MP3, WAV) into the headphone's storage.
2. **Switching to MP3 Mode:** Locate the mode button on the headphones (*specific button not detailed in input, assume a dedicated button or combination*). Press it to switch from Bluetooth mode to MP3 mode.
3. **Playback:** Use the control buttons (e.g., Play/Pause, Next/Previous Track) to manage your music.
4. **Volume Control:** Adjust volume using the dedicated volume buttons.

3. Call Management

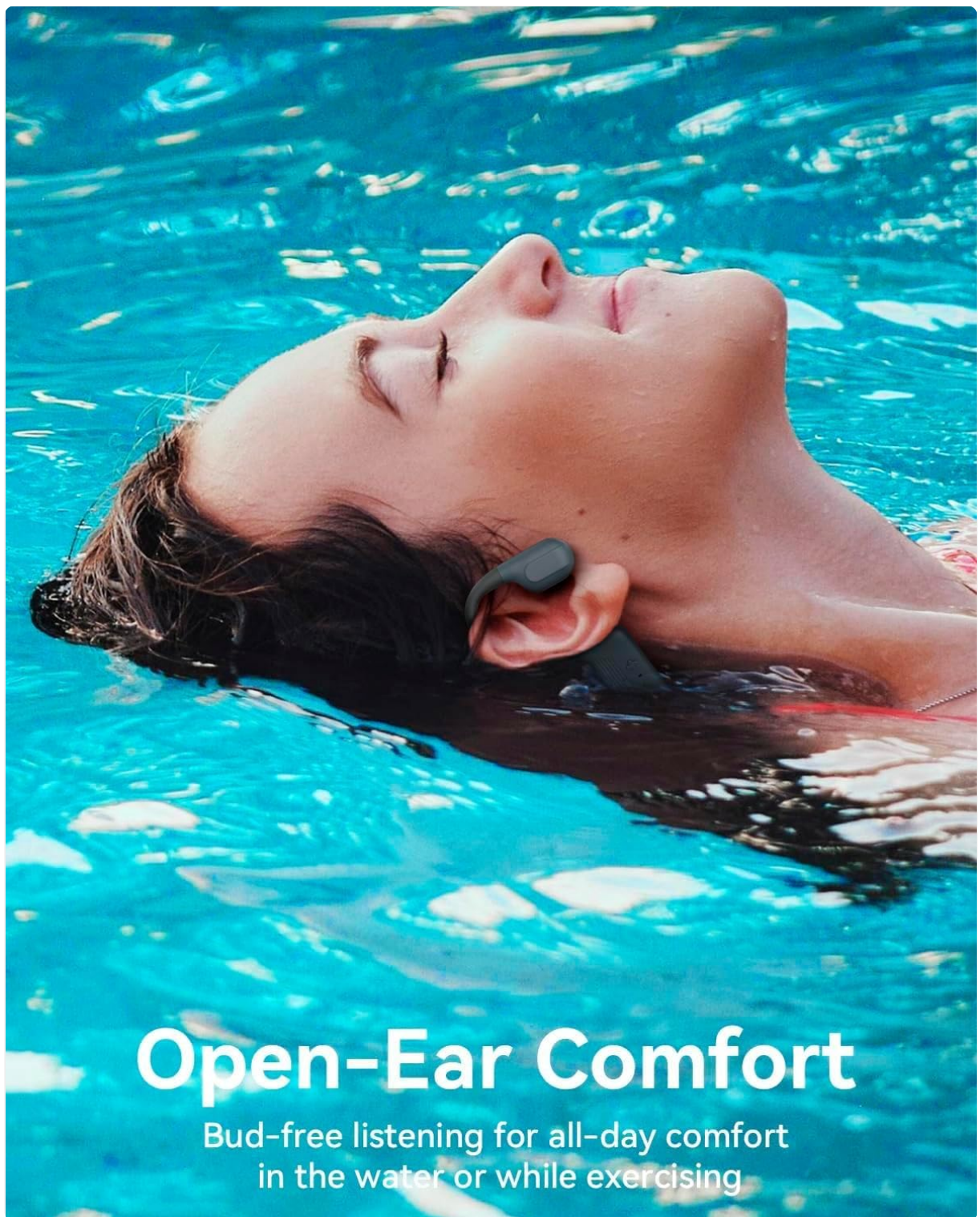
- **Answer/End Call:** Press the Multi-function button once (*assuming a multi-function button*).
- **Reject Call:** Press and hold the Multi-function button for [X] seconds (*specific time not provided*).



8 Hours of Music

Powerful for extended workouts and beyond

Image: A woman exercising on a treadmill while wearing the MONODEAL UKS820 headphones, demonstrating their suitability for extended workouts with 8 hours of music playback.



Open-Ear Comfort

Bud-free listening for all-day comfort
in the water or while exercising

Image: A woman relaxing in water with the MONODEAL UKS820 headphones, highlighting the open-ear comfort for bud-free listening during aquatic activities.



Safety and Awareness

Enjoy music and keep aware of your surrounding

Image: A cyclist wearing the MONODEAL UKS820 headphones, emphasizing the safety and awareness benefits of the open-ear design, allowing users to hear their surroundings.

MAINTENANCE

- **Cleaning:** After use, especially after swimming, rinse the headphones with fresh water to remove chlorine or salt. Wipe them dry with a soft cloth.
- **Storage:** Store the headphones in a cool, dry place away from direct sunlight and extreme temperatures.
- **Charging Port:** Ensure the charging port is dry before connecting the charging cable to prevent damage.
- **Earplugs:** If using the included earplugs, clean them regularly according to their specific instructions.

TROUBLESHOOTING

Problem	Possible Solution
No power/Won't turn on	Ensure the headphones are fully charged. Connect to a power source and check the charging indicator.
Cannot pair via Bluetooth	Ensure headphones are in Bluetooth pairing mode. Turn off and on Bluetooth on your device. Move closer to your device (within 10 meters). Forget the device in your phone's Bluetooth settings and try pairing again.
No sound in MP3 mode	Ensure the headphones are switched to MP3 mode. Check if audio files are properly loaded onto the 32GB internal storage. Adjust the volume.
Poor sound quality underwater	Ensure you are using MP3 mode for underwater listening. Bluetooth transmission is significantly degraded in water.
Headphones not recognized by computer	Try a different USB port or cable. Ensure the headphones are powered on when connecting to the computer.

SPECIFICATIONS

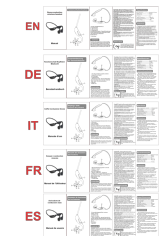





Feature	Detail
Brand	MONODEAL
Model Number	UKS820
Connectivity Technology	Wireless (Bluetooth 5.4)
Internal Storage	32 GB (MP3 mode)
Waterproof Rating	IP68 (Submersion up to 2 meters for 2 hours)
Weight	24 Grams
Battery Life	Up to 8 hours (Music Playback)
Material	Plastic (Silicone)
Color	Grey
Form Factor	On-Ear (Bone Conduction)

WARRANTY AND SUPPORT

MONODEAL products are designed for durability and performance. For specific warranty details, including the lifetime warranty mentioned in some customer reviews, please refer to the warranty card included with your product or contact MONODEAL customer support directly.

For technical assistance, troubleshooting, or warranty claims, please visit the official MONODEAL website or contact their customer service department. Contact information can typically be found on the product packaging or the official website.

Related Documents - UKS820

	<p>MONODEAL DV68 Bone Conduction Headphones User Manual</p> <p>Comprehensive user manual for the MONODEAL DV68 bone conduction headphones. Learn about Bluetooth 5.3 connectivity, operation, controls, wear instructions, detailed specifications, and important safety precautions for these open-ear, waterproof sports headphones.</p>
	<p>MONODEAL DV68 Bone Conduction Wireless Headphones User Manual</p> <p>User manual for the MONODEAL DV68 Bone Conduction Wireless Headphones, detailing features, specifications, and usage instructions.</p>
	<p>Monodeal DG06 Bone Conduction Headphones User Manual</p> <p>User manual for the Monodeal DG06 Bone Conduction Headphones, detailing features, controls, usage instructions, specifications, and important safety information in multiple languages.</p>
	<p>MONODEAL DG10 Pro Bone Conduction Wireless Headset User Manual</p> <p>User manual for the MONODEAL DG10 Pro bone conduction wireless headset with Bluetooth 5.3 and ENC noise-canceling microphone. Features include IPX5 water resistance, long battery life, and comfortable open-ear design for work and daily use.</p>
	<p>MONODEAL Portable CD Player User Manual - Model MD-702</p> <p>User manual for the MONODEAL Portable CD Player (Model MD-702), providing safety instructions, operating procedures, troubleshooting tips, and feature explanations for this consumer electronic device.</p>
	<p>MONODEAL X100 ENC Noise Canceling Bone Conduction Headset User Manual</p> <p>User manual for the MONODEAL X100 ENC noise-canceling bone conduction telephone headset, featuring Bluetooth 5.2, algorithm noise reduction, and detailed specifications and operation instructions.</p>