

## Manuals+

[Q & A](#) | [Deep Search](#) | [Upload](#)

manuals.plus /

- › [Bestway](#) /
- › [Bestway SaluSpa Bali Smart AirJet Inflatable Hot Tub User Manual](#)

### Bestway 6002DE-BW

# Bestway SaluSpa Bali Smart AirJet Inflatable Hot Tub User Manual

**Brand:** Bestway | **Model:** 6002DE-BW

## 1. INTRODUCTION

Welcome to the user manual for your new Bestway SaluSpa Bali Smart AirJet Inflatable Hot Tub. This manual provides essential information for the safe and efficient operation, maintenance, and troubleshooting of your spa. Please read all instructions carefully before setting up and using your hot tub. Keep this manual for future reference.

**Safety Warning: Always ensure the hot tub is placed on a flat, stable surface capable of supporting its weight when filled. Do not use extension cords. Always follow local electrical codes and safety guidelines.**

## 2. PRODUCT OVERVIEW

The Bestway SaluSpa Bali Smart AirJet Inflatable Hot Tub offers a relaxing spa experience for 4 to 6 people, featuring 140 AirJets and smart app control. Its EnergySense cover enhances energy efficiency.

### Key Features:

- **Capacity:** 4 to 6 Person Spa
- **AirJets:** 140 bubbling warm jets
- **Maximum Temperature:** Reaches up to 104 degrees Fahrenheit (40°C)
- **EnergySense Cover:** 40 percent more energy efficient
- **Durable Construction:** MaxHold fabric internal beams for superior air pressure retention and stability. FreezeShield automatic heating prevents inner components from freezing.
- **Smart Control:** Compatible with the Bestway SmartSpa App for temperature, timer, filter, and massage system control.
- **Integrated Pump:** Space-saving, digitally-controlled UltraFit pump built directly into the liner.

## What's in the Box:

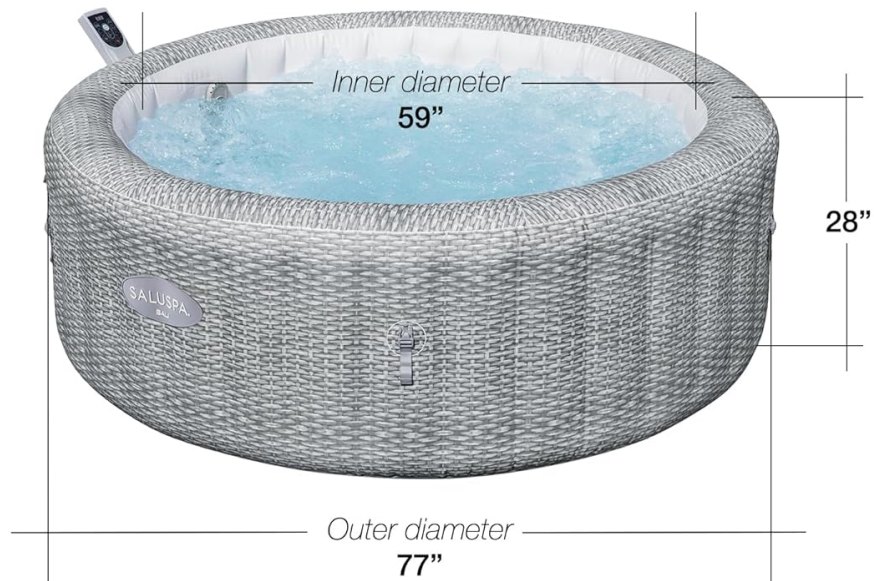
- SaluSpa Bali Hot Tub
- Spa Cover
- Spa Pump (UltraFit)
- ChemConnect Dispenser
- Filter Cartridge (VI)
- Repair Patch



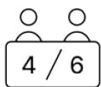
*The Bestway SaluSpa Bali Smart AirJet Inflatable Hot Tub, showcasing its round design and grey rattan exterior. The image also displays the included spa cover, ChemConnect dispenser, and filter cartridge.*

# SALUSPA.

## BALI AIRJET INFLATABLE HOT TUB WITH ENERGYSSENSE COVER




### KEY FEATURES



CAPACITY



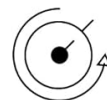
259 GAL.



MAX TEMP



NO TOOLS



POWER SAVING TIMER

*This diagram highlights the key features of the SaluSpa Bali AirJet, including its capacity for 4-6 people, 259-gallon water capacity, maximum temperature of 104°F, no-tool setup, and power-saving timer. Dimensions are shown as 59 inches inner diameter, 77 inches outer diameter, and 28 inches height.*

# SALUSPA.

## WHAT'S IN THE BOX



BALI  
ENERGYSENSE®  
AIRJET™  
SIZE: 77 IN. X 28 IN.



CHEMCONNECT™



FILTER CARTRIDGE - VI



ENERGYSENSE® COVER



An illustration of the items included in the product box: the Bali EnergySense AirJet hot tub itself, a ChemConnect dispenser, a Filter Cartridge (VI), and the EnergySense cover, emphasizing its up to 40% energy efficiency.

### 3. SETUP

Setting up your SaluSpa Bali hot tub is designed to be straightforward and requires no additional tools. Follow these steps for a quick and easy installation:

- 1. Site Selection:** Choose a flat, level, and stable surface for your hot tub. Ensure it is free from sharp objects and can support the weight of the filled spa (approximately 2,100 lbs / 950 kg).
- 2. Unpack Components:** Remove all items from the packaging. Lay out the hot tub liner and the UltraFit pump unit.
- 3. Inflation:** Connect the UltraFit pump to the hot tub's inflation valve using the provided adapter. Turn on the pump's inflation function. The hot tub will inflate automatically. Ensure the walls are firm but not over-inflated.

4. **Connect Pump Unit:** Attach the pump unit to the hot tub liner's water inlets and outlets. Ensure all connections are secure and hand-tightened.
5. **Fill with Water:** Using a garden hose, fill the hot tub with water to the recommended fill line indicated on the inner wall of the spa.
6. **Initial Heating:** Once filled, connect the power cord to a properly grounded electrical outlet. Use the control panel or the SmartSpa App to set your desired water temperature (up to 104°F / 40°C). Allow several hours for the water to reach the set temperature.

*Official product video demonstrating the features, setup, and operation of the Bestway SaluSpa Bali Smart AirJet Inflatable Hot Tub.*

## 4. OPERATING INSTRUCTIONS

Your SaluSpa Bali hot tub is designed for ease of use, with both a digital control panel and a smart app for convenient operation.

### Digital Control Panel:

The integrated digital control panel allows you to manage all spa functions directly. Key buttons include:

- **Power Button:** Turns the spa on/off.
- **Temperature Adjustment:** Use the up/down arrows to set your desired water temperature.
- **AirJet Button:** Activates/deactivates the 140 AirJets for a bubbling massage.
- **Filter Button:** Controls the filtration system to keep water clean.
- **Heat Button:** Activates the heating function.
- **Lock Button:** Locks the control panel to prevent accidental changes.

### Bestway SmartSpa App:

For ultimate convenience, download the Bestway SmartSpa App on your smartphone. The app allows you to:

- Control water temperature remotely.
- Set heating schedules and timers.
- Activate the AirJet massage system.
- Monitor the filter status.

# SALUSPA.

ULTRAFIT™ PUMP



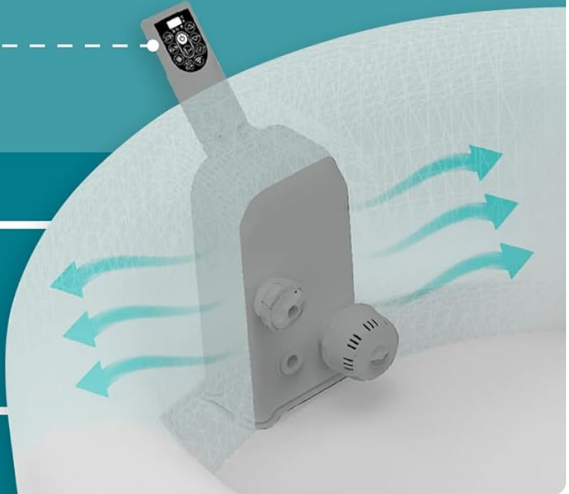
## BESTWAY SMARTSPA™ APP

Control the temperature, timer, filter and massage system from the palm of your hand.



### SEAMLESS SOLUTION

Space-saving digitally-controlled pump is built directly in the liner.



*This visual demonstrates the convenience of the Bestway SmartSpa App, allowing users to control the hot tub's temperature, timer, filter, and massage system directly from their smartphone. It also shows the integrated digital control panel.*



This image summarizes several key technologies: Freeze Shield automatic heating to prevent freezing, an easy-to-reach digital control panel, the ChemConnect dispenser for stable chlorine levels, 140 AirJet jets for bubble massage, and MaxHold internal beams for durability.

## 5. MAINTENANCE

Regular maintenance is crucial for the longevity and hygiene of your SaluSpa Bali hot tub. Adhere to the following guidelines:

- **Filter Cartridge:** The filter cartridge (VI) should be cleaned regularly (daily or every other day depending on usage) by rinsing it under a garden hose. Replace the filter cartridge every 1-2 weeks or when it remains dirty after cleaning.
- **ChemConnect Dispenser:** Use the ChemConnect dispenser to evenly disperse a stable level of chlorine or bromine tablets into the water. Follow chemical manufacturer's instructions for dosage.
- **Water Quality:** Test the water regularly using spa test strips to ensure proper pH, alkalinity, and

sanitizer levels. Adjust chemicals as needed to maintain balanced water.

- **Spa Cleaning:** Periodically drain and clean the hot tub liner. Use a soft cloth and mild, non-abrasive cleaner. Rinse thoroughly.
- **Cover Care:** Keep the EnergySense cover clean and securely fastened when the spa is not in use to prevent debris from entering and to maintain heat.

## 6. TROUBLESHOOTING

Here are some common issues you might encounter and their potential solutions:

- **Spa Not Heating:**
  - Check if the heater function is activated on the control panel/app.
  - Ensure the water level is above the minimum fill line.
  - Clean or replace the filter cartridge.
  - Verify the power connection and circuit breaker.
- **AirJets Not Working:**
  - Ensure the AirJet function is activated.
  - Check for any blockages in the air jet nozzles.
- **Water is Cloudy/Unclean:**
  - Clean or replace the filter cartridge.
  - Test water chemistry and adjust sanitizer levels (chlorine/bromine) and pH.
  - Run the filtration system for longer periods.
- **Error Codes on Display:**
  - Refer to the specific error code in the comprehensive manual provided with your product or contact Bestway customer support for detailed solutions.

## 7. SPECIFICATIONS

Feature	Detail
Brand	Bestway
Model Number	6002DE-BW
Color	Gray
Seating Capacity	4 to 6 people

Feature	Detail
Number of AirJets	140
Max. Water Temperature	104°F (40°C)
Outer Diameter	77 inches
Height	28 inches
Water Capacity	259 Gallons
Assembly Required	Yes
UPC	821808093632

## 8. WARRANTY AND SUPPORT

Your Bestway SaluSpa Bali Smart AirJet Inflatable Hot Tub is manufactured by Bestway. For detailed warranty information, product registration, and customer support, please visit the official Bestway website or contact their customer service department directly. Keep your proof of purchase for warranty claims. For additional resources and product information, you may visit the [Bestway Store on Amazon](#).