

[Manuals.plus](#) /

> [YOUSHARES](#) /

> YOUSHARES Insulin Cooler Travel Case User Manual

YOUSHARES B0D7HDSG9D

YOUSHARES Insulin Cooler Travel Case User Manual

Model: B0D7HDSG9D

1. INTRODUCTION AND OVERVIEW

The YOUSHARES Insulin Cooler Travel Case is designed to maintain a cool temperature for temperature-sensitive medications such as insulin, GLP-1 pens, and other diabetic supplies. Constructed from thickened food-grade 304 stainless steel with vacuum insulation, it provides up to 48 hours of refrigeration-level temperatures. This non-electric cooling solution is ideal for travel, hot climates, and daily use, ensuring your medication remains effective.

The case features a wide-mouth design for easy access and cleaning, and a portable storage lid for small accessories like needles, alcohol pads, and cotton balls. Its compact and lightweight design offers comfortable handling, making it suitable for various activities including long-distance travel, camping, work, and cycling. The product is TSA approved for worry-free air travel.



Image: YOUSHARES 48 Hours Cooler Travel Case, showcasing its components and compact design.

Your browser does not support the video tag.

Video: An overview of the YOUSHARES 48H Non-Electric Cooling Bottle, demonstrating its features and use.

2. SETUP

Before first use, and for each subsequent use requiring cooling, the included gel ice pack must be properly frozen.

1. **Freeze the Gel Ice Pack:** Place the gel ice pack in a freezer for 10-12 hours. Ensure the ice pack is completely frozen solid for optimal cooling performance.
2. **Prepare Medication:** Ensure your insulin pens, vials, or other temperature-sensitive medications are ready for storage.
3. **Insert Ice Pack:** Once frozen, carefully insert the gel ice pack into the main compartment of the YOUSHARES Insulin Cooler Travel Case.
4. **Load Medication:** Place your medication into the cooler, ensuring it is positioned securely around the ice pack. The wide-mouth design allows for easy placement of multiple pens or vials.
5. **Secure the Lid:** Close the main lid tightly to maintain the internal temperature.



Image: The gel ice pack, illustrating the recommended freezing time of 10-12 hours for maximum cooling duration.



Image: A chart demonstrating the 48-hour cooling capability of the thickened gel box, maintaining temperatures between 36°F/2°C and 46°F/8°C.

3. OPERATING INSTRUCTIONS

The YOUSHARES Insulin Cooler Travel Case is designed for convenient and secure transport of your temperature-sensitive medications.

- **Medication Storage:** The cooler can hold up to 8 insulin vials or 1-5 insulin pens, depending on their size. The wide-mouth design facilitates easy placement and retrieval of items.

- **Accessory Storage:** Utilize the portable storage lid to keep small diabetic supplies such as needles, alcohol pads, or cotton balls organized and easily accessible.
- **Travel:** The compact size and durable construction make it suitable for carrying in backpacks, luggage, or by hand. It is TSA approved, allowing you to carry your essential medications through airport security without issues.
- **Temperature Monitoring:** While the cooler maintains temperatures for up to 48 hours, it is advisable to monitor your medication's temperature, especially during extended trips or in extreme heat, using a separate thermometer if necessary.

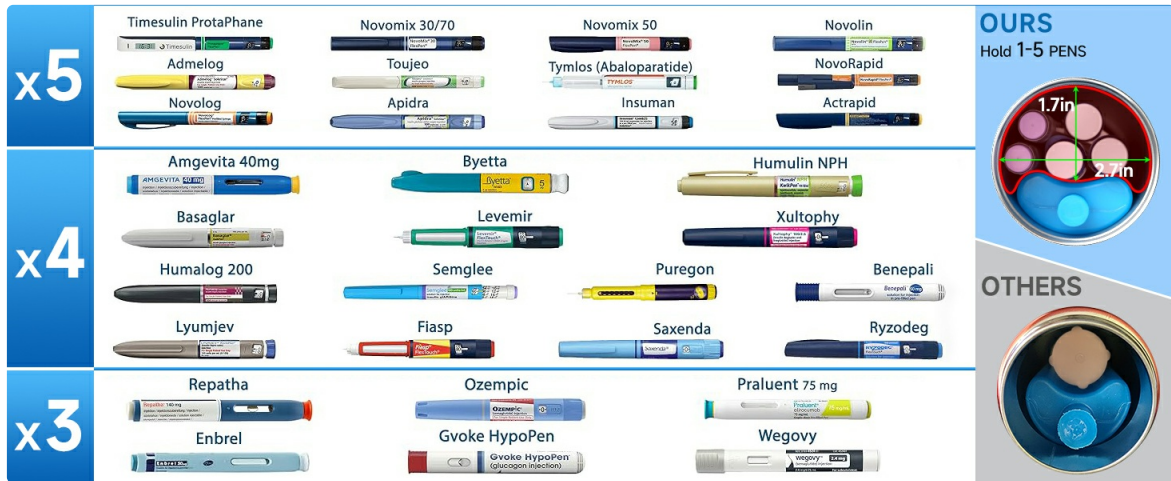


Image: The wide-mouth design of the cooler, illustrating its capacity to hold up to 5 insulin pens, ensuring easy access and cleaning.

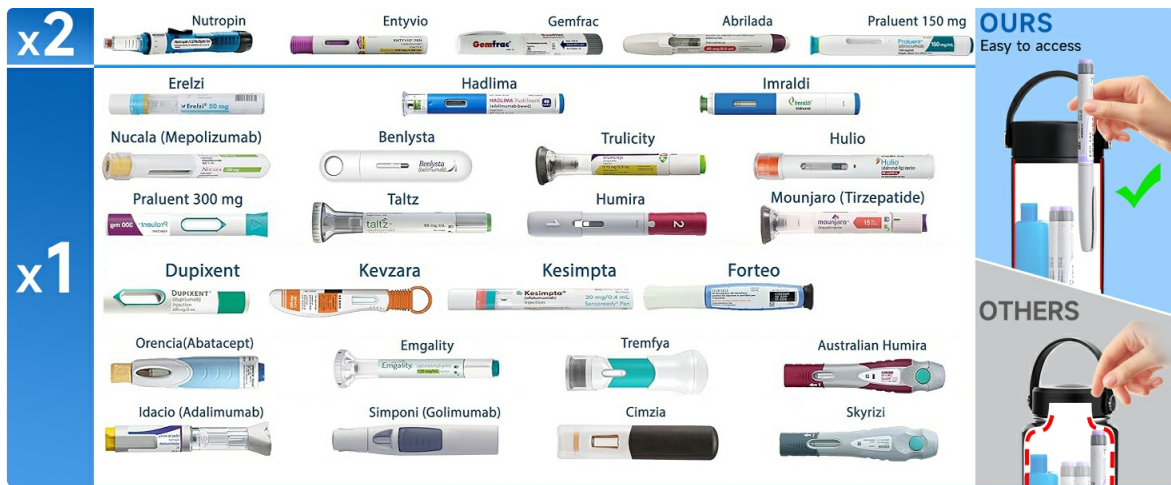


Image: The portable storage lid, designed to hold small diabetic accessories like pills, lancets, insulin pen needles, and alcohol pads.



Image: A visual guide demonstrating the cooler's capacity to hold different types and quantities of insulin pens and vials.



Image: The insulin cooler being used in an airport setting, emphasizing its TSA approved status for air travel.

Your browser does not support the video tag.

Video: A demonstration of how to use the Insulin Cooler Travel Case, including placing pens and utilizing the storage lid.



Image: The cooler featuring a portable handle design and compact size, making it easy to carry or fit into bags.

4. MAINTENANCE

- **Cleaning the Case:** Wipe the interior and exterior of the cooler case with a damp cloth and mild soap. Rinse thoroughly and allow to air dry completely before storing or reusing. Do not submerge the entire case in water.
- **Cleaning the Ice Pack:** The gel ice pack can be wiped clean with a damp cloth. Do not puncture or attempt to open the ice pack.
- **Storage:** When not in use, store the cooler case and ice pack in a clean, dry place away from direct sunlight and extreme temperatures. Ensure the ice pack is completely dry before storing to prevent mold or mildew.

5. TROUBLESHOOTING

- **Medication Not Staying Cold:**

- Ensure the gel ice pack was frozen for the recommended 10-12 hours until solid.
- Verify that the main lid is securely closed to maintain insulation.
- Avoid frequently opening the cooler, as this can reduce cooling efficiency.
- In extremely hot environments, consider pre-cooling the entire case in a refrigerator before adding the frozen ice pack and medication.

- **Difficulty Opening/Closing Lid:**

- Check for any debris or obstruction in the lid's threading.
- Ensure the lid is aligned correctly before twisting to close.

6. SPECIFICATIONS

Feature	Detail
Product Dimensions	9.4 x 2.9 x 9.4 inches
Item Weight	1.3 Pounds (0.59 Kilograms)
Material Type	Stainless Steel
Cooling Duration	Up to 48 hours
Capacity	Up to 8 insulin vials or 1-5 insulin pens
Closure Type	Screw-on Lid
Handle Type	Standard (integrated into lid)
Number of Compartments	2 (main cooler, portable storage lid)

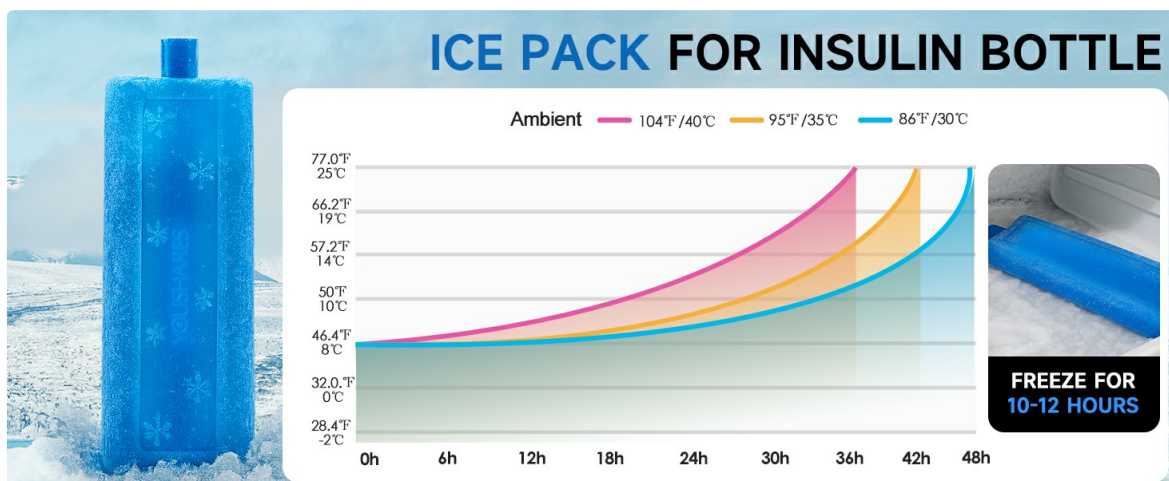


Image: A size comparison illustrating the YOUSHARES cooler's compact dimensions (9.4 inches height, 2.9 inches diameter) while maintaining a larger capacity compared to other similar products.

7. WARRANTY AND SUPPORT

YOUSHARES is committed to providing high-quality products. For any questions, concerns, or support needs regarding your Insulin Cooler Travel Case, please contact YOUSHARES customer service. Please refer to your purchase documentation or the YOUSHARES official website for specific warranty details and contact information.

Legal Disclaimer: Statements regarding dietary supplements have not been evaluated by the FDA and are not intended to diagnose, treat, cure, or prevent any disease or health condition.