

Glocusent A27

Glocusent Ergonomic Neck Reading Light A27 User Manual

Brand: Glocusent

Model: A27

INTRODUCTION

The Glocusent Ergonomic Neck Reading Light A27 is designed to provide comfortable and versatile illumination for various activities such as reading, knitting, and crafting. This manual provides detailed instructions for setup, operation, maintenance, and troubleshooting to ensure optimal use of your device.




Image: The Glocusent Ergonomic Neck Reading Light worn around the neck, with its two flexible arms directing light onto an open book.

WHAT'S IN THE BOX

Verify that all components are present upon unboxing:

- 1 x Glocusent Neck Reading Light
- 1 x User Manual
- 1 x Charging Cable (USB-C)
- 1 x Bookmark

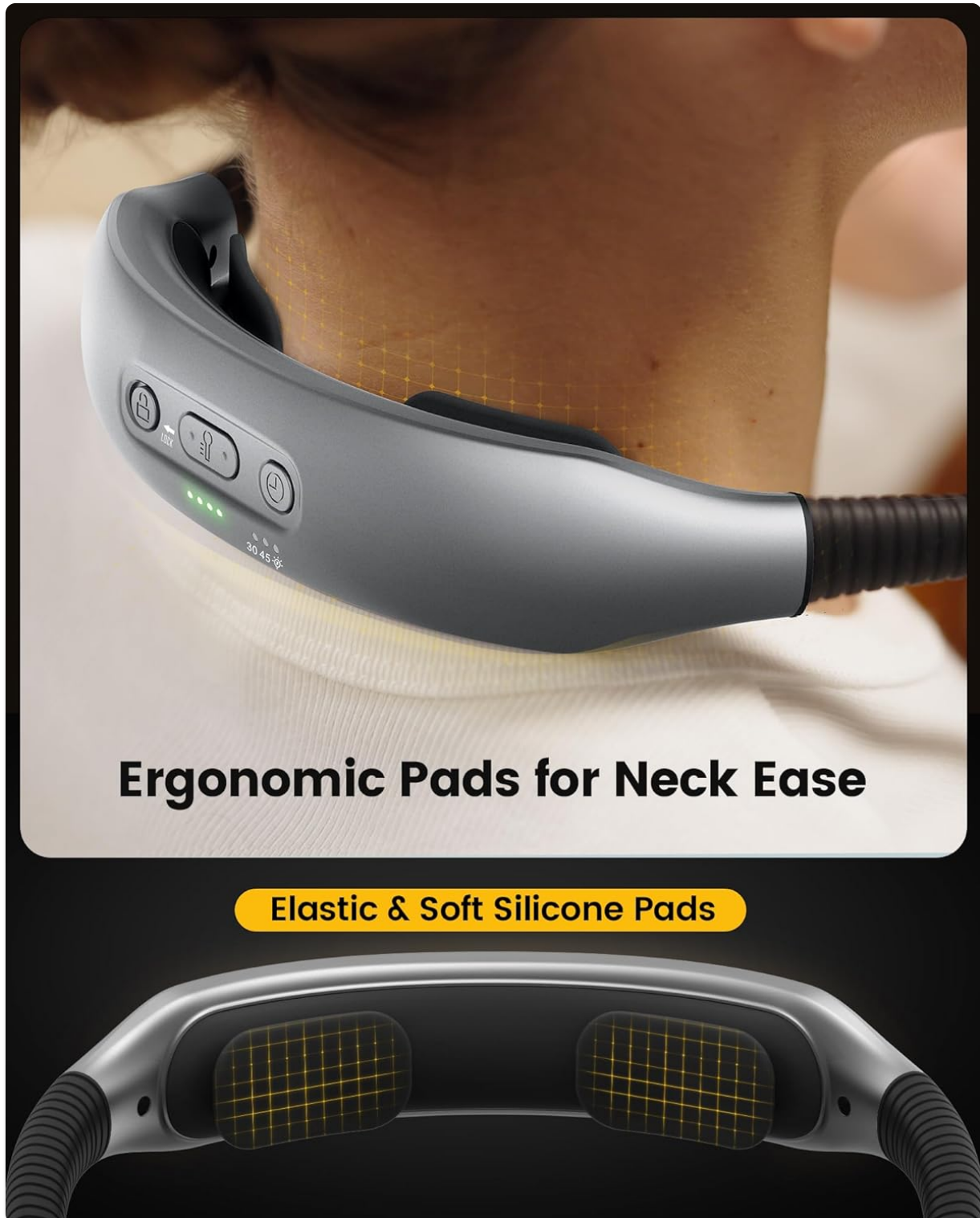
PRODUCT FEATURES

The Glocusent A27 Neck Reading Light incorporates several features for enhanced user experience:

- **Ergonomic Design:** Features soft pads to reduce pressure and a narrower neck part to prevent wobbling.
- **Partner-Friendly Lighting:** 90° narrow beam angle and independent control for each arm minimize

disturbance to others.

- **Versatile Lighting Options:** Offers 5 brightness levels and 3 color temperatures (2700K, 4000K, 6000K).
- **Long-lasting Battery:** Equipped with a 1600mAh rechargeable battery providing up to 100 hours of use.
- **USB-C Charging:** For faster and safer power-ups, with four battery indicators.
- **Integrated Timers:** 30-minute and 45-minute auto-off functions.
- **Sleep Aid Feature:** Gradually dimming light to assist with transitioning to sleep.
- **Travel Lock:** A switch to prevent accidental activation during transport.
- **Flexible Gooseneck:** Allows for precise light positioning.



Ergonomic Pads for Neck Ease

Elastic & Soft Silicone Pads

Image: The ergonomic pads on the neck light, designed for comfort during extended use.



Image: A visual comparison highlighting the comfortable elastic and soft silicone pads of the Glocusent light against a competitor's hard plastic design.

SETUP

1. Initial Charging

Before first use, fully charge the Glocusent Neck Reading Light. Connect the provided USB-C charging cable to the charging port on the device and to a compatible USB power source (e.g., wall adapter, computer USB port). The four battery indicator lights will show charging progress and battery level.

- **Charging Time:** Approximately 2-3 hours for a full charge.
- **Battery Indicators:** Four LEDs indicate battery status. Each light represents approximately 25% charge.

Long-lasting 100H Battery



Image: The neck light's central unit displaying the 1600mAh battery capacity and the USB-C charging port.

2. Wearing the Light

Place the light around your neck with the flexible arms positioned forward. Adjust the arms to direct the light precisely onto your reading material or workspace. The ergonomic design ensures a snug and comfortable fit.

The Glocusent A27 features intuitive controls for customized lighting.

1. Power On/Off

Each arm has an independent power button. Press the power button on either arm to turn on the corresponding light. Press again to turn off.

2. Brightness Adjustment

Each arm has a dedicated brightness control button. Press the brightness button to cycle through 5 different brightness levels (from low to high). The light output can reach up to 65 lumens.

Select Your Favorite Color & Brightness

5 Adjustable Brightness



3 Color Temperatures




Image: Visual representation of the 5 brightness levels and 3 color temperatures available on the light.



Image: A detailed chart showing the battery life at each of the 5 brightness levels, from 10% (100 hours) to 100% (10 hours).

3. Color Temperature Adjustment

Each arm also has a color temperature control button. Press this button to switch between 3 color temperature settings:

- **2700K (Warm Light):** Ideal for night reading and eye care, promoting relaxation.
- **4000K (Warm White Light):** Provides a balanced and relaxed illumination.
- **6000K (Cool White Light):** Suitable for tasks requiring better focus, such as crafting.

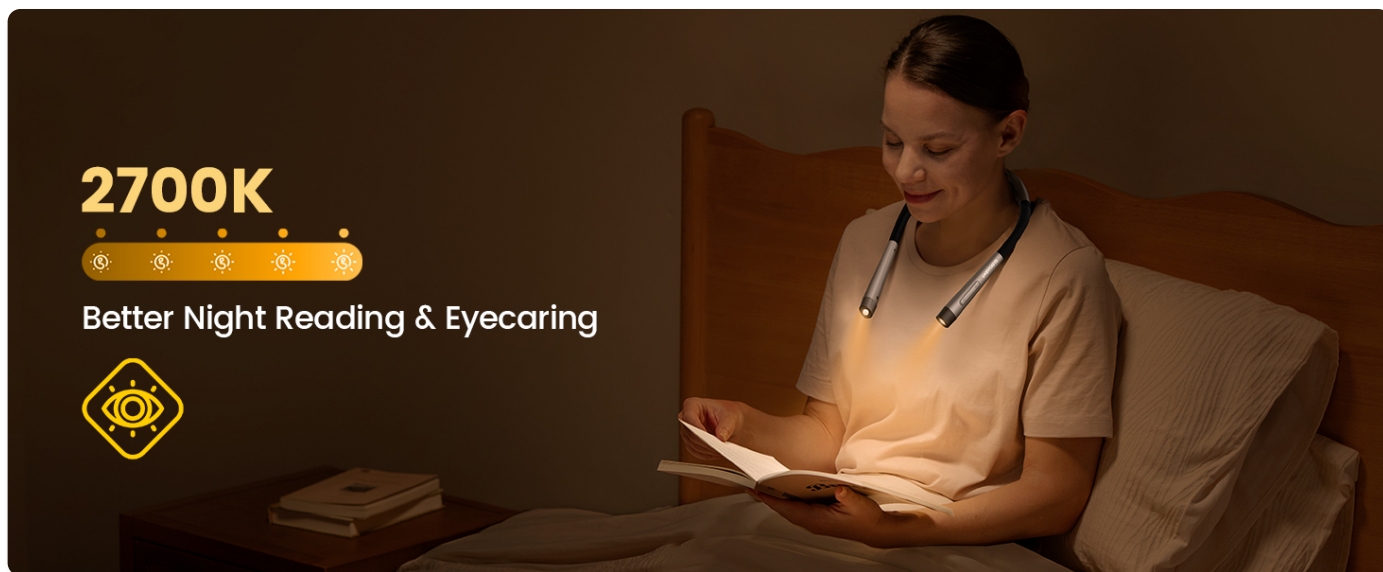


Image: A user enjoying night reading with the light set to 2700K warm light, emphasizing eye comfort.



Image: A user reading on an airplane with the light set to 4000K warm white light, indicating a relaxed setting.




Image: A user knitting with the light set to 6000K cool white light, highlighting its suitability for tasks requiring focus.

4. Timer Function

The central unit features a timer button. Short press the timer button to select a 30-minute or 45-minute auto-off timer. The corresponding indicator light will illuminate.

Distinctive Sleep Aid with 2 Timers

Customize your bedtime reading experience



Short Press

Select Reading Time:
30min/ 45min



Long Press

Turn on Gradual Dimming

Image: The control panel of the neck light, detailing the timer, sleep aid, and travel lock functions.

5. Sleep Aid Feature

Long press the timer button to activate the sleep aid feature. The light will gradually dim over a period, simulating a sunset to help you transition to sleep.

6. Travel Lock

To prevent accidental activation during travel or storage, slide the lock switch located on the central unit. This will disable all buttons. Slide the switch back to unlock for normal operation.



Image: The neck light in a compact, portable state, demonstrating its travel-friendly design and the travel lock feature.

MAINTENANCE

- **Cleaning:** Wipe the device with a soft, dry cloth. Do not use abrasive cleaners or immerse in water.
- **Storage:** Store the light in a cool, dry place when not in use. Activate the travel lock to prevent accidental power-on.
- **Battery Care:** For optimal battery life, charge the device regularly and avoid fully depleting the battery for extended periods.

TROUBLESHOOTING

Issue	Possible Cause	Solution
Light does not turn on.	Battery is depleted. Travel lock is engaged.	Charge the device. Disengage the travel lock.
Light flickers or dims unexpectedly.	Low battery.	Recharge the device.
Device not charging.	Charging cable or adapter issue. Charging port obstruction.	Try a different USB-C cable or power adapter. Check charging port for debris.

SPECIFICATIONS

Feature	Detail
Model Name	A27
Brand	Glocusent
Power Source	Battery Powered
Battery Capacity	1600mAh
Charging Port	USB-C
Brightness	Up to 65 Lumens (5 levels)
Color Temperatures	2700K (Warm), 4000K (Warm White), 6000K (Cool White)
Control Method	Touch / Push Button
Product Dimensions	11.22 x 1.3 x 7.09 inches
Item Weight	5.7 ounces (163 Grams)
Material	Acrylonitrile Butadiene Styrene (ABS)
Special Features	Cordless, Timers, Sleep Aid, Travel Lock, Flexible Arms
Voltage	4.2 Volts (DC)
Wattage	1.6 watts
Indoor/Outdoor Usage	Indoor

WARRANTY AND SUPPORT





Glocusent is committed to providing high-quality products and customer satisfaction.

- **Return Service:** 30-day free return service.
- **Warranty:** 24-month extended coverage warranty.
- **Customer Service:** 24/7 dedicated customer experience team available for assistance.
- **Certifications:** FCC, CE, RoHS, PSE & C-TICK certified.

For support, please refer to the contact information provided with your product packaging or visit the official Glocusent website.

© 2025 Glocusent. All rights reserved.

Related Documents - A27

	<p>Glocusent Upgraded LED Neck Reading Light: User Guide, Features, and Specifications</p> <p>Explore the Glocusent Upgraded LED Neck Reading Light. This guide provides detailed instructions on operation, charging, and specifications, along with insights into the product's design and company philosophy. Features adjustable brightness and color temperatures for optimal reading comfort.</p>
	<p>Glocusent Innovative Rotatable Book Light - User Manual and Specifications</p> <p>Detailed information and specifications for the Glocusent Innovative Rotatable Book Light, including features, instructions, precautions, and product details.</p>
	<p>Glocusent Innovative Tri-Head Book Light - Features, Instructions, and Specifications</p> <p>Discover the Glocusent Tri-Head Book Light. Learn about its innovative design, adjustable brightness and color temperatures, charging instructions, specifications, and company philosophy. Perfect for readers seeking comfortable and customizable lighting.</p>
	<p>Glocusent 16LEDs Clip-on Mini Book Light: User Manual and Specifications</p> <p>Comprehensive user guide and technical specifications for the Glocusent 16LEDs Clip-on Mini Book Light. Discover its features including 16 LEDs, 3 color modes (amber, warm, natural), 5 brightness levels, and up to 80 hours of battery life. Learn operation, charging, and maintenance.</p>



[Glocusent Extendable USB Book Light User Manual and Specifications](#)

Comprehensive guide to the Glocusent Extendable USB Book Light, including product details, instructions, precautions, specifications, and company information. Learn how to use and charge the book light, adjust brightness and color temperature, and utilize its timer and sleep aid features.



[Glocusent Willow Head Book Light - User Guide and Specifications](#)

Detailed information about the Glocusent Willow Head Book Light, including product features, specifications, instructions, and company information. Learn how to use, charge, and care for your book light.