

manuals.plus /

› [onerbl](#) /

› [12V AC/AC Adapter Replacement for Autotrol 740/760 742/762 Control 255 & Performa Series Valve 263 268 268FA 740 740F 742 760 762 Logix Water Softener 1235448 44156 12VAC Power Supply Charger](#)

onerbl 1

12V AC/AC Adapter User Manual

Model: 1

Brand: onerbl

PRODUCT OVERVIEW

This onerbl 12V AC/AC Adapter is designed as a replacement power supply for various Autotrol control and valve series, including 740/760, 742/762 Control 255, and Performa Series Valves (263, 268, 268FA, 740, 740F, 742, 760, 762 Logix Water Softener models). It converts AC power from an electrical outlet to the required AC power for your device.



Image: The onerbl 12V AC/AC Adapter, featuring a black rectangular body with a two-prong plug for wall outlets and an attached cable terminating in a barrel connector. This adapter is suitable for various Autotrol water softener control units.

SAFETY INFORMATION

Please read all safety instructions before using this product. Failure to follow these instructions may result in electric shock, fire, or damage to the product or connected devices.

- Use only with compatible devices as specified in the product description.
- Do not expose the adapter to water, moisture, or extreme temperatures.
- Do not disassemble or modify the adapter.
- Ensure the power outlet is easily accessible for disconnection.
- Unplug the adapter during lightning storms or when unused for long periods.
- Keep out of reach of children.

SETUP

1. **Verify Compatibility:** Before connecting, ensure your device (e.g., Autotrol 740/760, 742/762 Control 255, Performa Series Valve) requires a 12V AC/AC power supply with the specified current rating (e.g., 500mA) and compatible connector type. Refer to your device's original power supply specifications or user manual.

2. **Inspect Adapter:** Check the adapter and its cable for any visible damage before use. Do not use if damaged.
3. **Connect to Device:** Carefully insert the barrel connector of the adapter into the power input port of your Autotrol control unit or valve. Ensure a secure fit.
4. **Connect to Power Outlet:** Plug the two-prong plug of the adapter into a standard 120V AC electrical wall outlet.
5. **Power On:** Once connected, your device should receive power. Observe your device's indicators to confirm it is powered on correctly.

OPERATING INSTRUCTIONS

This 12V AC/AC adapter functions as a direct power supply for compatible Autotrol water softener control units and valves. It does not have user-adjustable settings or operational modes. Its primary function is to provide stable AC power to the connected device.

- Once plugged in, the adapter continuously supplies power to the connected device.
- Ensure the adapter is plugged into a functional power outlet.
- The adapter is designed for continuous operation within its specified voltage and current limits.

MAINTENANCE

The onerbl 12V AC/AC Adapter requires minimal maintenance to ensure optimal performance and longevity.

- **Cleaning:** Disconnect the adapter from the power outlet and the device before cleaning. Use a soft, dry cloth to wipe the exterior of the adapter. Do not use liquid cleaners or solvents.
- **Storage:** When not in use, store the adapter in a cool, dry place away from direct sunlight and extreme temperatures. Avoid tightly coiling the cable to prevent damage.
- **Cable Inspection:** Periodically inspect the power cable and connector for any signs of fraying, cuts, or bends. If any damage is observed, discontinue use immediately and replace the adapter.

TROUBLESHOOTING

Problem	Possible Cause	Solution
Device not powering on.	Adapter not plugged in securely.	Ensure the adapter is fully inserted into both the wall outlet and the device's power port.
	Wall outlet is not functional.	Test the wall outlet with another known working appliance.
	Adapter or cable is damaged.	Inspect the adapter and cable for visible damage. If damaged, replace the adapter.

Problem	Possible Cause	Solution
	Device is incompatible or requires different specifications.	Verify that your device's power requirements (voltage, current, connector type) match the adapter's specifications.
Adapter feels warm during use.	Normal operation.	It is normal for power adapters to generate some heat during operation. If it becomes excessively hot or emits smoke/odor, unplug immediately.

SPECIFICATIONS

- **Product Type:** AC/AC Adapter
- **Input:** 120V AC (Standard US Outlet)
- **Output:** 12V AC, 500mA (0.5A), 6W
- **Compatibility:** Autotrol 740/760, 742/762 Control 255 & Performa Series Valve (263, 268, 268FA, 740, 740F, 742, 760, 762 Logix Water Softener)
- **Model Numbers:** Compatible with P/N 1235448, 44156, TR41A12A150M1E
- **Protection Features:** Over Voltage Protection, Over Heat Protection

WARRANTY INFORMATION







This product is manufactured by Shenzhen Waweis Technology Co., Ltd. For specific warranty terms and conditions, please refer to the documentation provided with your purchase or contact the seller directly. Typically, power adapters come with a limited warranty covering manufacturing defects.

CUSTOMER SUPPORT

For technical assistance, troubleshooting beyond this manual, or warranty inquiries, please contact your point of purchase or the manufacturer, Shenzhen Waweis Technology Co., Ltd. Refer to your purchase receipt or product packaging for contact details.

© 2024 onerbl. All rights reserved.

This manual is for informational purposes only. Specifications are subject to change without notice.

	<p>Blue Torrent 1.5hp Typhoon Inground Pump Parts List</p> <p>This document provides a detailed parts list and diagram for the Blue Torrent 1.5hp Typhoon Inground Pool Pump, manufactured by Cinderella Inc. It includes part numbers, model numbers, descriptions, and compatibility with 750, 1000, and 1500 IMP configurations.</p>
	<p>ROCO Etched Labels and Decals Application Guide</p> <p>Comprehensive guide from ROCO detailing the application of etched model train labels and water-slide decals, including step-by-step instructions and visual references for models like the 742 162-1.</p>
	<p>Charger ProH2O Series WS1 & WS1 CD Matrix Control Valve Operation and Instruction Manual</p> <p>This manual provides comprehensive operation and instruction details for the Charger ProH2O Series WS1 & WS1 CD Matrix 1" & 1.25" Control Valve. It covers installation, setup, programming, and troubleshooting for water softeners and filters.</p>
	<p>Xintala AC Adapter for Lenovo Laptop Charger - User Manual</p> <p>User manual and instructions for the Xintala AC Adapter, a Lenovo Laptop Charger. Includes usage guidelines, warranty information, and important safety warnings.</p>
	<p>SPS 15 Universal Switching Power Supply Unit - 1500mA, 12V</p> <p>The SPS 15 is a versatile universal switching power supply unit from FAST ČR, offering stable output power with multiple voltage settings (3-12V), a maximum current of 1500mA, and essential safety protections. It includes seven adapter plugs for broad compatibility with various electronic devices.</p>
	<p>Proove Power Cube 65W: SUNNYSOFT Multi-Port Charger with AC, USB-C, and USB-A</p> <p>The SUNNYSOFT Proove Power Cube 65W is a versatile and compact charging station featuring three AC outlets, two USB-C ports, and one USB-A port, delivering a total of 65W. This efficient device is ideal for charging laptops, smartphones, and other accessories simultaneously, making it an essential accessory for home, office, and travel.</p>