

GAIM GAIM Complete Virtual Reality Simulator

GAIM Complete Virtual Reality Simulator (Adjustable Walnut Stock) Instruction Manual

Model: GAIM Complete Virtual Reality Simulator

INTRODUCTION

This manual provides essential information for the setup, operation, and maintenance of your GAIM Complete Virtual Reality Simulator with Adjustable Walnut Stock. This system is designed to enhance hunting and sport shooting skills through immersive virtual reality training scenarios. Please read this manual thoroughly before using the product to ensure proper function and safety.

WHAT'S IN THE BOX

Verify that all components are present upon unboxing:

- GAIM Rifle Stock (Adjustable Walnut)
- GAIM Handgun
- 2 Gen. 2 Triggers



Image: The GAIM product box, indicating the contents of the complete simulator package.

Video: An unboxing demonstration of the GAIM Complete Simulator, showcasing the rifle stock, handgun, and triggers.

SETUP

The GAIM Complete Virtual Reality Simulator requires a compatible Meta Quest VR headset (Meta Quest 3, Meta Quest 2, or Meta Quest Pro), which is sold separately. Ensure your VR headset is fully charged and updated to the latest firmware before proceeding.

1. **Install GAIM Software:** Download and install the GAIM application from the Meta Quest store onto your VR headset.
2. **Attach Triggers:** Securely attach the two Gen. 2 Triggers to the designated points on the GAIM Rifle Stock and GAIM Handgun. These triggers provide haptic feedback and register shots within the virtual environment.
3. **Pair Devices:** Follow the on-screen instructions within the GAIM application to pair the rifle stock and handgun with your Meta Quest headset via Bluetooth.
4. **Adjust Rifle Stock:** The Adjustable Walnut Stock allows for personalized fit. Adjust the length of pull and comb height to achieve a comfortable and consistent shooting posture.



Image: Close-up view of the adjustable mechanism on the walnut rifle stock, allowing users to customize fit.

Video: An overview of the GAIM Virtual Reality Hunting & Shooting Simulator, demonstrating its components and basic setup.

OPERATING INSTRUCTIONS

The GAIM simulator offers a variety of scenarios for both hunting and sport shooting. Navigate the in-game menu using your VR headset controllers to select your desired training module.

General Operation

- **Rifle Stock:** Hold the GAIM Rifle Stock as you would a real firearm, ensuring a firm and comfortable grip. The attached trigger will register your shots.
- **Handgun:** Use the GAIM Handgun for pistol-specific training scenarios. The trigger provides realistic feedback.
- **Virtual Environment:** The VR headset provides a 360-degree immersive experience. Look around to identify targets and navigate the virtual space.

GAIM

COMPLETE SIMULATOR



REQUIRES
Meta Quest

Image: A user wearing a VR headset and holding the GAIM rifle stock, demonstrating the immersive experience.




Image: A user wearing a VR headset and holding the GAIM handgun, preparing for a virtual shooting session.

Hunting Scenarios

Engage in various hunting environments with realistic animal behavior and ballistics. Scenarios include Wild Boar Corn Field, Hunting Lane, Hilly Forest, Fallow Deer Grass Meadow, High Pheasant, Mallard, and Pigeon hunts.

- **Target Acquisition:** Animals will appear randomly. Practice quick target acquisition and leading moving targets.
- **Shot Placement:** The SimPro analyzing module provides real-time feedback on shot placement, barrel movement, and lead, helping to improve accuracy and ethical hunting practices.

COMPLETE SIMULATOR




Image: A visual representation of the various hunting and sport shooting scenarios available in the GAIM Complete Simulator.

Video: A demonstration of the SimPro Bird Hunting scenario, showing virtual bird targets and shot analysis.

Video: A preview of the GAIM Bear Hunting Scenario, demonstrating virtual bear targets in a forest environment.

Video: An immersive experience of GAIM Hunting, showcasing various virtual hunting environments and animal interactions.

Video: A demonstration of the GAIM Mallard Hunt Scenario, featuring virtual mallards in a wetland setting.

Sport Shooting Scenarios

Improve your competitive shooting skills with scenarios like IPSC, GAIM of Steel, Time Challenge, 5-stand, Olympic Skeet, Olympic Trap, and American Trap.

- **Dynamic Targets:** Practice engaging static and moving targets in various competitive formats.
- **Performance Analysis:** Utilize the SimPro analyzing module to review your performance, identify areas for improvement, and track progress over time.




Image: A virtual clay pigeon shooting range within the GAIM Simulator, showing targets in the air.

Video: A demonstration of GAIM Sport Shooting, highlighting various competitive shooting drills and target engagement.

Video: A preview of the GAIM American Trap Scenario, showing virtual clay targets being launched and shot.

MAINTENANCE

Proper maintenance ensures the longevity and optimal performance of your GAIM simulator.

- **Cleaning:** Use a soft, dry cloth to wipe down the rifle stock, handgun, and triggers after each use. Avoid abrasive cleaners or solvents that could damage the finish or electronic components.
- **Storage:** Store the simulator components in a cool, dry place away from direct sunlight and extreme temperatures. If possible, use the original packaging or a dedicated case to protect against dust and physical damage.
- **Battery Care:** Ensure the triggers are fully charged before use. When storing for extended periods, charge the batteries to approximately 50% to prolong their lifespan.
- **Software Updates:** Regularly check for and install software updates for both your Meta Quest headset and the GAIM application to ensure access to the latest features and performance improvements.

TROUBLESHOOTING

If you encounter issues with your GAIM Complete Virtual Reality Simulator, refer to the following common solutions:

- **Connectivity Issues:** If the rifle stock or handgun does not pair with the VR headset, ensure Bluetooth is enabled on the headset and the devices are within range. Try restarting both the headset and the simulator components.
- **Tracking Problems:** If virtual aiming feels inaccurate, ensure your play area is well-lit and free from obstructions that might interfere with VR headset tracking. Recalibrate the simulator within the GAIM application settings.
- **Application Crashes:** Ensure your GAIM application and Meta Quest firmware are up to date. If crashes persist, try reinstalling the GAIM application.




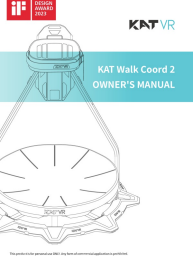
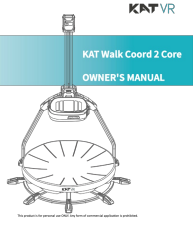

- **Trigger Unresponsive:** Check the battery level of the triggers. If fully charged and still unresponsive, ensure they are correctly attached and try re-pairing them with the headset.

SPECIFICATIONS

Feature	Detail
Product Dimensions	33.07 x 5.31 x 1.97 inches
Item Weight	9 pounds
Brand	GAIM
Color	Walnut Adjustable Blue/Black
Special Feature	Adjustable Walnut Stock, Bluetooth Trigger, Gaim Sport Shooting Controller, Immersive dry-fire Training, Virtual Reality Shooting & Hunting
Connectivity Technology	Bluetooth, Internet, Wireless
Included Components	2 Gen. 2 Triggers, GAIM Handgun, GAIM Rifle Stock
Compatible Devices	Meta Quest (Meta Quest 3, Meta Quest 2, Meta Quest Pro)
Specific Uses For Product	Dry-Fire Training, Virtual Gun Range, Virtual Reality Shooting Training
Age Range (Description)	Teen, Adult

WARRANTY AND SUPPORT

For warranty information, technical support, or to access additional resources, please visit the official GAIM store or contact customer service through the provided channels on the product packaging or the GAIM application.
Official GAIM Store: [GAIM Store on Amazon](#)

	<p>The GLOCK Report: GSSF Newsletter & Shooting Events</p> <p>Explore the latest news, event recaps, membership benefits, and safety guidelines from The GLOCK Report, the official newsletter of the GLOCK Sport Shooting Foundation.</p>
	<p>Danfoss Remote Control Virtual Simulator v1 User Manual</p> <p>User manual for the Danfoss Remote Control Virtual Simulator v1 (Model: TM IK3.CAN), detailing commands, controls, usage, hardware specifications, and troubleshooting.</p>
	<p>Utopia 360° VR Headset User Manual - Setup, Safety, and Warranty</p> <p>Comprehensive user manual for the Utopia 360° VR Headset (ETVRCB/EUVRC) by Emerge Technologies. Includes setup instructions, device features, health and safety precautions, seizure warnings, and warranty information.</p>
	<p>KAT Walk Coord 2 Owner's Manual - VR Treadmill Setup and Operation</p> <p>Comprehensive owner's manual for the KAT Walk Coord 2 VR treadmill. Includes setup instructions, packing list, operation guides, maintenance tips, and safety warnings for an immersive virtual reality experience.</p>
	<p>KAT Walk Coord 2 Core Owner's Manual - VR Treadmill User Guide</p> <p>Comprehensive owner's manual for the KAT Walk Coord 2 Core VR treadmill. Learn about setup, installation, safety precautions, product features, and maintenance for an immersive VR experience.</p>
	<p>VR Shinecon Virtual Reality Headset User Manual</p> <p>Comprehensive user manual for the VR Shinecon Virtual Reality Headset. Learn how to set up, use, and maintain your VR headset for immersive 3D videos, games, and augmented reality experiences.</p>