

AULA AC306

Aula AC306 Wireless Keyboard and Mouse Combo User Manual

Model: AC306

1. INTRODUCTION

Thank you for choosing the Aula AC306 Wireless Keyboard and Mouse Combo. This product features a retro-styled keyboard with round keycaps and a high-precision mouse, designed for comfortable and efficient use with desktops, laptops, and other devices supporting USB connectivity. This manual provides essential information for setup, operation, maintenance, and troubleshooting to ensure optimal performance.



Image 1.1: The Aula AC306 Wireless Keyboard and Mouse Combo.

2. PACKAGE CONTENTS

Please verify that all items listed below are included in your package:

- 1 x Aula AC306 Wireless Keyboard
- 1 x Aula Wireless Mouse
- 1 x USB 2.4GHz Receiver (located inside the mouse battery compartment)
- 1 x Cleaning Brush
- 1 x User Manual (this document)
- 2 x AA Batteries

3. SETUP INSTRUCTIONS

Follow these steps to set up your Aula AC306 Wireless Keyboard and Mouse Combo:

3.1. Battery Installation

1. Locate the battery compartments on the underside of both the keyboard and the mouse.
2. Open the battery covers.
3. Insert the provided AA batteries into both the keyboard and the mouse, ensuring correct polarity (+/-).
4. Close the battery covers securely.

3.2. Connecting the USB 2.4GHz Receiver

1. Open the battery compartment of the mouse.
2. Carefully remove the USB 2.4GHz receiver from its storage slot.
3. Plug the USB 2.4GHz receiver into an available USB port on your computer (desktop or laptop).
4. Your computer should automatically detect and install the necessary drivers. This may take a few moments.
5. Once the drivers are installed, the keyboard and mouse are ready for use.

4. OPERATING INSTRUCTIONS

4.1. Keyboard Usage

The Aula AC306 keyboard features 104 retro-styled keys designed for comfortable typing. It operates with ultra-silent key presses, minimizing noise during use. The keycaps are removable for easy cleaning and customization.



Image 4.1: The Aula AC306 keyboard layout, featuring 104 keys.

4.2. Mouse Usage and DPI Adjustment

The Aula wireless mouse provides precise cursor control with adjustable DPI settings. The mouse has 4 keys for standard operation.

- **DPI Adjustment:** The mouse supports 800, 1200, and 1600 DPI (Dots Per Inch) settings. To change the DPI, press the DPI button located on the top of the mouse, usually below the scroll wheel. Each press cycles through the available DPI settings.
- Choose a DPI setting that best suits your task, whether for precise work (lower DPI) or faster cursor movement (higher DPI).



Image 4.2: The Aula AC306 mouse highlighting its adjustable DPI settings (800, 1000, 1600).

5. MAINTENANCE

Proper maintenance ensures the longevity and performance of your Aula AC306 combo.

5.1. Cleaning

- Use the provided cleaning brush to remove dust and debris from between the keyboard keys.
- For deeper cleaning, the keyboard's retro keycaps are removable. Gently pull them off to clean underneath, then carefully press them back into place.
- Wipe the surfaces of both the keyboard and mouse with a soft, dry, or slightly damp cloth. Avoid using harsh chemicals or abrasive materials.

5.2. Battery Care

- Replace batteries when performance degrades or devices stop responding.
- If the devices will not be used for an extended period, remove the batteries to prevent leakage.

6. TROUBLESHOOTING

If you encounter issues with your Aula AC306 combo, refer to the following common problems and solutions:

Problem	Possible Cause	Solution
Keyboard/Mouse not responding	Low or dead batteries, USB receiver not connected, device out of range.	Replace batteries. Ensure USB receiver is firmly plugged into a working USB port. Move devices closer to the receiver (within 10m).
Mouse cursor erratic or not moving smoothly	Dirty optical sensor, unsuitable surface, low battery.	Clean the optical sensor on the mouse. Use the mouse on a clean, non-reflective surface or a mouse pad. Replace batteries.
Only keyboard or only mouse is working	Individual device issue, receiver pairing issue.	Ensure batteries are correctly installed in both devices. Try plugging the USB receiver into a different USB port. Restart your computer.
Lag or delayed response	Interference, distance from receiver, low battery.	Reduce distance to receiver. Avoid placing receiver near other wireless devices or large metal objects. Replace batteries.

7. SPECIFICATIONS

Detailed technical specifications for the Aula AC306 Wireless Keyboard and Mouse Combo:

Feature	Detail
Brand	AULA
Model Name	AC306
Item Model Number	AC306B2
Connectivity Technology	2.4GHz Wireless (USB Receiver)
Wireless Range	Up to 10 meters
Keyboard Dimensions (LxWxH)	44.5 x 13.6 x 3.5 cm
Keyboard Keys	104 keys
Keyboard Key Life	Up to 10 million clicks
Mouse Dimensions (LxWxH)	10.9 x 6.3 x 3.6 cm
Mouse DPI Settings	800 / 1200 / 1600 DPI
Mouse Buttons	4 keys
Mouse Button Life	Up to 3 million clicks
Movement Detection Technology	Optical

Feature	Detail
Hand Orientation	Right
Power Source	Battery Powered
Batteries Required	2 x AA Batteries (included)
Compatible Operating Systems	Windows (all versions 2000 and later), Android, Linux, iOS
Compatible Devices	Laptop, Personal Computer
Special Features	Ergonomic design, Silent Typing, Removable Keycaps
Item Weight	658 g



Image 7.1: Keyboard dimensions: Length 445mm, Width 136mm, Height 35mm.



Image 7.2: Mouse dimensions: Length 109mm, Width 63mm, Height 36mm.




8. WARRANTY AND SUPPORT

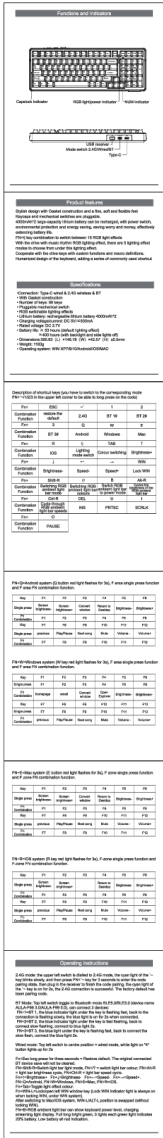
8.1. Warranty Information

The Aula AC306 Wireless Keyboard and Mouse Combo comes with a **1-year warranty** from the date of purchase. This warranty covers manufacturing defects only. It does not cover damage caused by misuse, accidents, unauthorized modifications, or normal wear and tear.

8.2. Customer Support

For any product-related inquiries, technical assistance, or warranty claims, please contact your retailer or the official Aula customer support channel. Refer to the product packaging or the Aula official website for specific contact details.

<div><div>User Manual</div><div>SC100 Wireless Rechargeable Mouse With USB Receiver</div><div><div>Specifications</div><div>2.4G Wireless DPI: 1000/2000/3000/4000/5000/6000/8000/10000 Buttons: 6 (Left, Right, Forward, Backward, Middle, Scroll) Battery: 1 x AA (Not Included) Dimensions: 125 x 65 x 40 mm Weight: 85g</div><div><div>Compatibility</div><div>Windows 10/11, macOS 10.14 or later, Linux 2.6 or later, Android 4.0 or later, iOS 10.0 or later</div></div><div><div>Package Contents</div><div>1 x SC100 Wireless Rechargeable Mouse 1 x USB Receiver 1 x User Manual</div></div><div><div>Warranty</div><div>1 Year</div></div></div></div>	<p>SC100 Wireless Rechargeable Mouse User Manual</p> <p>User manual for the SC100 Wireless Rechargeable Mouse with USB Receiver, detailing its features, working modes, power consumption, usage guide, troubleshooting, and cleaning instructions.</p>
<div><div></div><div><div>English</div><div>Portuguese</div><div>Spanish</div><div>French</div><div>German</div><div>Italian</div><div>Japanese</div><div>Chinese</div><div>Arabic</div><div>Hebrew</div><div>Indonesian</div><div>Malay</div><div>Polish</div><div>Russian</div><div>Slovak</div><div>Slovenian</div><div>Thai</div><div>Turkish</div><div>Ukrainian</div><div>Vietnamese</div><div>Yiddish</div><div>Zhuyin</div></div></div>	<p>AULA WIND SC800 Gaming Mouse: Features, Specifications, and User Guide</p> <p>Comprehensive guide to the AULA WIND SC800 Gaming Mouse, covering its features, product specifications, connection methods (2.4G, Bluetooth, Wired), DPI settings, charging instructions, and sleep mode. Includes key layout and operational details.</p>
<div><div></div></div>	<p>SM900 Gaming Mouse User Manual</p> <p>User manual for the SM900 gaming mouse, detailing its features, button layouts in office and game modes, specifications, and lighting effects. Includes instructions for switching between office and game modes and a link for software download.</p>
<div><div></div></div>	<p>AULA SC580 Wireless Mouse User Manual and Specifications</p> <p>Comprehensive instructions for the AULA SC580 wireless mouse, covering key layout, connectivity options (2.4G, Bluetooth), charging, system requirements, product specifications, and warranty information. Includes FCC compliance details.</p>
<div><div>User Manual</div><div>SC200 Rechargeable Bluetooth Wireless Mouse With USB Receiver</div><div><div>Specifications</div><div>2.4G Wireless DPI: 1000/2000/3000/4000/5000/6000/8000/10000 Buttons: 6 (Left, Right, Forward, Backward, Middle, Scroll) Battery: 1 x AA (Not Included) Dimensions: 125 x 65 x 40 mm Weight: 85g</div><div><div>Compatibility</div><div>Windows 10/11, macOS 10.14 or later, Linux 2.6 or later, Android 4.0 or later, iOS 10.0 or later</div></div><div><div>Package Contents</div><div>1 x SC200 Rechargeable Bluetooth Wireless Mouse 1 x USB Receiver 1 x User Manual</div></div><div><div>Warranty</div><div>1 Year</div></div></div></div>	<p>SC200 Rechargeable Bluetooth Wireless Mouse User Manual</p> <p>User manual for the SC200 Rechargeable Bluetooth Wireless Mouse with USB Receiver, detailing its specifications, program features, operation functions for 2.4G and Bluetooth modes, pairing instructions, power saving design, status indications, charging instructions, power consumption, and troubleshooting.</p>



[AULA F99 Mechanical Keyboard User Manual and Specifications](#)

Comprehensive guide for the AULA F99 mechanical keyboard, detailing its features, specifications, shortcut keys, and operating instructions for 2.4G, Bluetooth, and wired modes across Windows, Mac, Android, and iOS systems.

FCC ID: 2BCBC-F98X

Product	Keyboard
Model Name	F9XX, F-9B9S, L87, F98pro, K87, K87pro, L8-K87, F88, W88H8E, W88H8E, W88H8E MAXX, F75max, L75, F58max, F45, F45v2, L39, F45v3, S98, S98pro, S87pro, K81, K21, F21, F2088, F2088pro, F2058, F3261, AC216, AC306, H68, F360A, F2138, F2823, F99pro, H102
Brand	AULA
Report No.	HC72-04-050702

Prepared for
Guang Zhou Ya Shi Da Mao Yi You Xian Gong Si
Room 408, No. 906 Congyun Road, Yongping Street,
Baiyun District, Guangzhou, China

Prepared by
T Testing Technology Co., Ltd.

A10182F B2, Fugao 8th Area, Xinlian Community, Fuhai Street, Baoan District,
Shenzhen, People's Republic of China
TEL: 400-8868-019

FCC Test Report for AULA Keyboards (F98X Series)

Comprehensive FCC test report (NCT24045070XE) for AULA F98X series keyboards, including models like F-NB98, L87, F98pro, K87, and more, conducted by Shenzhen NCT Testing Technology Co., Ltd. This report details compliance with FCC CFR47 Part 15.247 and ANSI C63.10:2013 standards for wireless keyboard devices.

lang:en score:10 filesize: 1.78 M page_count: 43 document date: 2024-11-26