

manuals.plus /

› [kwmobile](#) /

› [kwmobile TPU Silicone Case for Apple iPad Pro 11" \(2024\) - Instruction Manual](#)

kwmobile TPU Silicone Case for Apple iPad Pro 11" (2024)

kwmobile TPU Silicone Case for Apple iPad Pro 11" (2024) - Instruction Manual

1. INTRODUCTION

This manual provides essential information for the proper installation, usage, and maintenance of your kwmobile TPU Silicone Case for the Apple iPad Pro 11" (2024). Please read these instructions carefully to ensure optimal protection and longevity of your device and case.



Figure 1: Product packaging for the kwmobile TPU Silicone Case.

2. PRODUCT OVERVIEW

The kwmobile TPU Silicone Case is designed to provide protective coverage for your Apple iPad Pro 11" (2024). It features a soft, flexible material that offers a non-slip grip and shock absorption.

Key Features:

- **Compatibility:** Specifically designed for the Apple iPad Pro 11" (2024).
- **Anti-Slip Grip:** Soft and flexible material enhances grip and feels smooth.
- **Full Protection:** High-quality, shock-absorbing rubber protects against shocks, falls, drops, scratches, and bumps.
- **Easy Access:** Precise cutouts ensure full access to all buttons, ports, and the camera.
- **Design:** Classic, subtle black matte finish.



Figure 2: The kwmobile TPU Silicone Case installed on an Apple iPad Pro 11" (2024).

3. COMPATIBILITY

This kwmobile TPU Silicone Case is exclusively compatible with the **Apple iPad Pro 11" (2024)**. It is not designed for previous iPad Pro 11" models (e.g., 2018) or other iPad models such as the iPad Air (6th Gen 2024) 11".

COMPATIBILITY



Figure 3: Visual guide for device compatibility.

4. INSTALLATION GUIDE

Follow these steps to correctly install the kwmobile TPU Silicone Case on your Apple iPad Pro 11" (2024):

1. Ensure your iPad Pro 11" (2024) is clean and free of dust or debris.
2. Align the camera cutout of the case with your iPad's camera module.
3. Gently insert one side of your iPad into the case, starting with the top or bottom edge.
4. Work your way around the edges, carefully pushing the iPad into the flexible silicone material until all corners are securely seated within the case.
5. Verify that all cutouts for ports, buttons, and speakers align correctly with your iPad's features.



Figure 4: The case design ensures precise fit and access to device features.

5. USAGE AND ACCESS

Once installed, the case provides continuous protection while allowing full functionality of your iPad Pro 11" (2024).

- **Button Access:** The case features molded buttons that cover the iPad's power and volume buttons, maintaining tactile feedback.
- **Port Access:** Precise cutouts provide unobstructed access to the USB-C charging port, speakers, and microphone.
- **Camera Protection:** The raised edge around the camera cutout helps protect the lenses from direct contact with surfaces.
- **Screen Access:** The case design ensures the screen remains fully accessible and compatible with most screen protectors.



09:09

SUN JULY 3

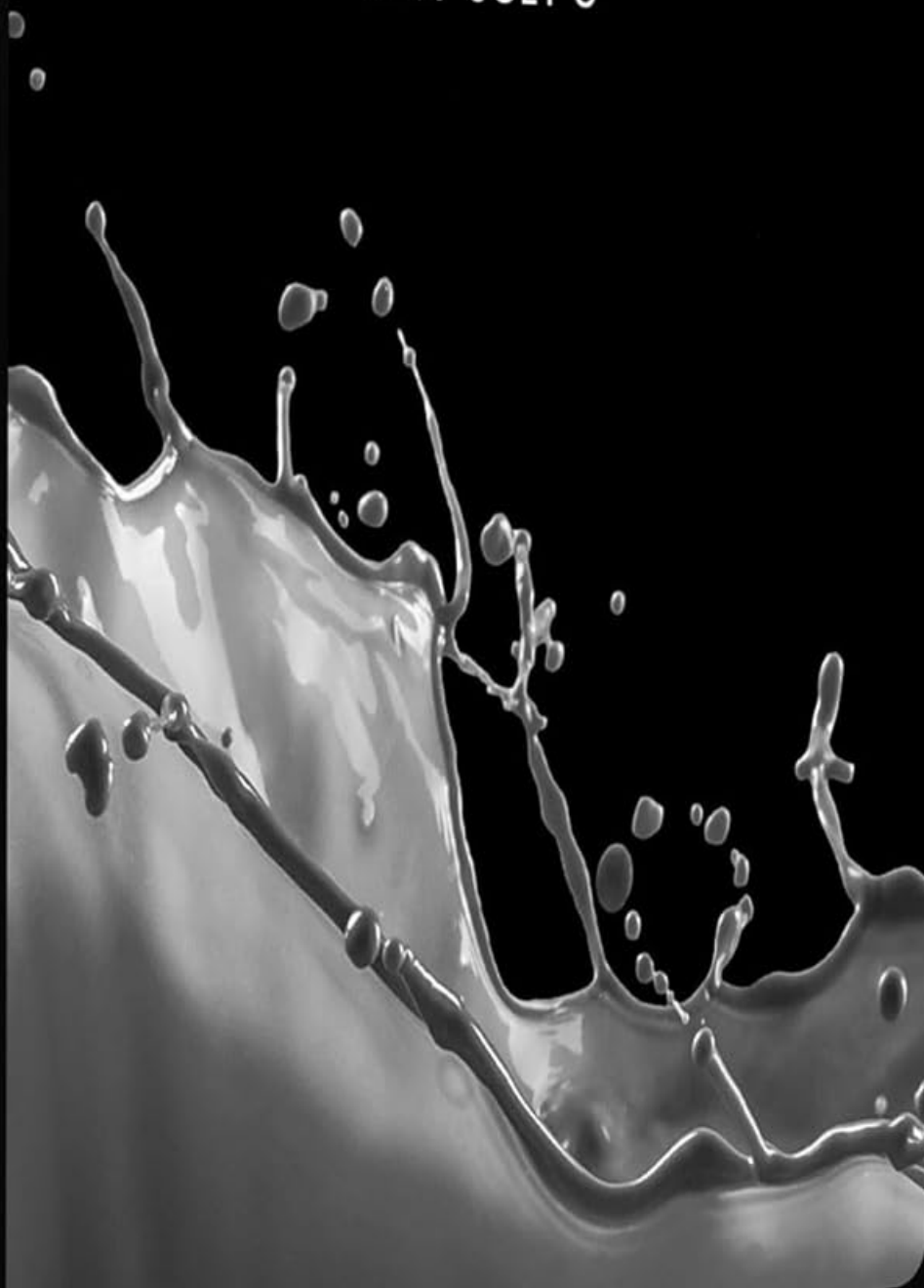


Figure 5: The case allows full screen visibility and access.

6. CARE AND MAINTENANCE

To keep your kwmobile TPU Silicone Case clean and in good condition:

- Remove the case from your iPad periodically for thorough cleaning.
- Wipe the case with a soft, damp cloth. For stubborn dirt, a mild soap solution can be used.
- Avoid using harsh chemicals, abrasive cleaners, or solvents, as these can damage the material.
- Allow the case to air dry completely before re-installing it on your iPad.

7. TROUBLESHOOTING

If you encounter any issues with your kwmobile TPU Silicone Case, consider the following:

- **Loose Fit:** Ensure the case is correctly installed and fully seated around all edges of your iPad. This case is specifically designed for the Apple iPad Pro 11" (2024); verify your device model.
- **Port Access Issues:** If a port seems obstructed, double-check the case alignment. The flexible nature of TPU allows for slight adjustments.
- **Edge Stability (Charging Port Area):** Due to the necessary cutout for the charging port, the silicone material in this specific area may feel less rigid. This is a design characteristic to allow charging access. Handle this area with care to maintain its position along the iPad's edge.

8. PRODUCT SPECIFICATIONS

Specification	Detail
Product Dimensions (L x W x H)	10.04 x 7.09 x 0.31 inches
Item Weight	3.53 ounces (100 Grams)
Material	TPU Silicone
Color	Black Matte
Compatible Device	Apple iPad Pro 11" (2024)
Manufacturer	KW-Commerce







9. SUPPORT AND WARRANTY

kwmobile is committed to providing quality accessories for electronic devices. For product support, inquiries, or to learn more about kwmobile's offerings, please visit the official kwmobile store or contact their customer service.

While specific warranty details are not provided in this manual, kwmobile products are generally backed by standard consumer protection laws. Please refer to your purchase documentation or the kwmobile website for detailed warranty information applicable to your region.

For further assistance, you may visit the [kwmobile Store on Amazon](#).

Related Documents - TPU Silicone Case for Apple iPad Pro 11" (2024)

	<p>Epico Pro Flip Case User Manual and Instructions</p> <p>Official user manual for the Epico Pro Flip Case, providing setup instructions, usage guidelines, and safety information for your iPad and Apple Pencil.</p>
	<p>PIVOT A20A User Guide: Protective Case for iPad Pro & Air</p> <p>Comprehensive user guide for the PIVOT A20A case, detailing installation, features like kickstand and stylus support, and compatibility with iPad Pro 11-inch and iPad Air models. Learn about accessory integration and mounting solutions.</p>
	<p>PIVOT A35A User Guide: Protective Case for iPad Mini (6th Gen & A17 Pro)</p> <p>Official user guide for the PIVOT A35A case, offering detailed instructions on installation, features, and compatibility for iPad Mini (6th generation) and iPad Mini (A17 Pro). Learn about protection, functionality, and mounting solutions.</p>
	<p>INFILAND Crystal Clear Protective Case for Microsoft Surface Pro 9 (13-inch, 2022)</p> <p>Detailed information about the INFILAND Crystal Clear protective case designed specifically for the Microsoft Surface Pro 9 (13-inch, 2022). Learn about compatibility, usage instructions, features, and warranty.</p>
	<p>PIVOT A20A User Guide: iPad Pro & Air Case Installation, Features, and Support</p> <p>Comprehensive user guide for the PIVOT A20A case, detailing installation, compatibility, features like the kickstand and folio cover, Apple Pencil support, accessory slots, mounting solutions, and clip replacement for iPad Pro 11-inch and iPad Air models.</p>
	<p>Doupi Protective Cases for Smartphones, Tablets, and Mobile Devices: SKU List and Compatibility Guide</p> <p>Comprehensive guide to Doupi protective cases for smartphones, tablets, and mobile devices, including SKU lists, EANs, and compatibility information for various models. Features product overview, usage instructions, and safety guidelines.</p>