

Manuals+

[Q & A](#) | [Deep Search](#) | [Upload](#)

Manuals.plus /

> [Potaroma](#) /

> Potaroma Smart Sensor Cat Laser Toy (Model Potaroma-C5A) Instruction Manual

Potaroma Potaroma-C5A

Potaroma Smart Sensor Cat Laser Toy

INSTRUCTION MANUAL

Brand: Potaroma | Model: Potaroma-C5A

INTRODUCTION

The Potaroma Smart Sensor Cat Laser Toy is designed to provide engaging and stimulating play for your feline companions. Featuring advanced technology, this interactive toy offers a truly random laser trajectory, motion activation, and a secure clamp design for versatile placement.

- **Truly Random Trajectory:** Utilizes a built-in specular reflection mechanism for unpredictable laser movement, stimulating natural hunting instincts.
- **Motion Activated & Smart Standby:** Automatically activates for 5 minutes upon detecting pet activity, then enters standby mode. Powers off if no activity is detected during standby.
- **Diverse Cat Teasing Modes:** Offers sensing mode and timer mode to cater to various exercise needs.
- **No Knock-over Clamp Design:** Dual-clamp design allows secure attachment to furniture, preventing accidental tipping.
- **Ultra-long Battery Life:** Energy-efficient design provides 5-10 days of regular playtime per charge, with support for plug-in use during charging.


SETUP

1. Charging the Device

Before first use, fully charge the Potaroma Smart Sensor Cat Laser Toy. Use the included USB cable to connect the toy to a compatible power source. A full charge typically takes approximately 2 hours.

Mirror Reflection Design

Ours

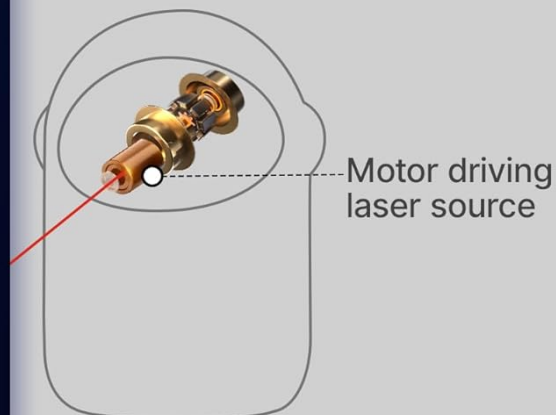


✓ **Unpredictable Laser**

✓ **Save 80% Electricity**
(Only fine-tuning mirror angle)

✓ **Longer Service Life**
(Motionless laser source which won't break)

Normal Products



Regular Laser

Consume Power
(Must drive the whole laser source mechanism to move)

Average Service Life
(Moving laser source which breaks easily)

Image: The cat laser toy connected to a USB cable for charging, illustrating its ultra-long battery life and plug-in use capability.

2. Placement and Mounting

For the best experience and to stimulate your pet's hunting instinct effectively, it is recommended to clamp the toy at a height of at least 2.8 feet (approximately 85 cm) or above. The dual-clamp design allows for secure attachment to various surfaces such as chairs, tables, or doors.

Multi-functional Clip, Clamps Anywhere



Image: Demonstrates the multi-functional clamp design, showing the toy securely attached to different household items, preventing tipping.

Ultra-long Battery Life

Supports Plug-in Use



We achieve random laser movement by fine-tuning the mirror angle, which saves 80% more energy compared to using a motor-driven laser source.

Supports usage while charging for unlimited operation, no hassle of frequent recharging.

Image: A cat observing the laser dot, with the toy positioned at the recommended height for optimal motion detection and play.

OPERATING MODES

The Potaroma Smart Sensor Cat Laser Toy offers multiple modes to suit your pet's activity levels and your preferences.

1. Sensing Mode

In sensing mode, the toy automatically detects your pet's activity. When motion is detected nearby, the laser activates for 5 minutes. If no further pet activity is detected during the subsequent standby period, the toy will automatically power off to conserve battery.

2. Timer Mode

The timer mode allows for scheduled play sessions. Refer to the device's controls for specific timer settings and intervals.

3. Adjusting Laser Trajectory and Speed

The laser dot's speed and range can be adjusted by changing the tilt angle of the toy's head. This allows you to customize the play area to fit your environment and your cat's preferences.

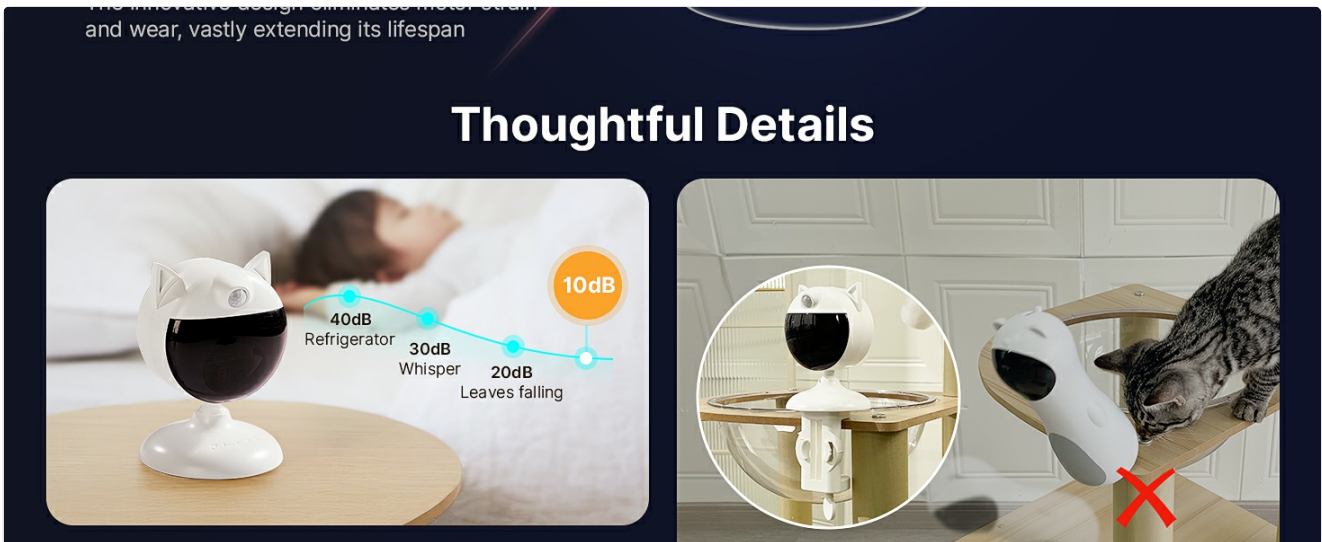


Image: Illustrates the thoughtful design details, including silent operation, clip design for stability, and 360-degree rotation for versatile play angles.

MAINTENANCE

To ensure the longevity and optimal performance of your Potaroma Smart Sensor Cat Laser Toy, follow these simple maintenance guidelines:

- **Cleaning:** Wipe the exterior of the toy with a soft, dry cloth. Avoid using harsh chemicals or abrasive cleaners.
- **Storage:** When not in use for extended periods, store the toy in a cool, dry place.
- **Battery Care:** Recharge the battery regularly, even if not in frequent use, to maintain battery health.

TROUBLESHOOTING

Issue	Possible Cause	Solution
Laser not activating	Low battery; Motion sensor not triggered; Incorrect mode selected.	Charge the device; Ensure pet activity is within sensor range; Select appropriate operating mode.
Battery not holding charge	Aging battery; Improper charging.	Ensure using the provided cable and a compatible adapter; Contact support if issue persists after regular charging.
Laser movement is repetitive or predictable	Incorrect tilt angle; Obstruction.	Adjust the tilt angle of the laser head to vary the trajectory; Ensure no objects are blocking the laser's path.

SPECIFICATIONS

Feature	Detail
Brand Name	Potaroma

Feature	Detail
Model Name	Potaroma-C5A
Item Weight	10.9 ounces (0.31 Kilograms)
Item Dimensions (LxWxH)	3.3 x 2.7 x 4.9 inches
Color	Cream White
Target Audience	Cats (All Life Stages, All Breed Sizes)
Specific Uses for Product	Active, Behavior, Indoor
Included Components	Cat Toy

WARRANTY AND SUPPORT

This product comes with a **30-Day Warranty**. For any issues or support inquiries, please refer to the contact information provided with your purchase or visit the official Potaroma website.