

DOOGEE S200-Silver Rugged Smartphone 5G

DOOGEE S200 Rugged Smartphone 5G User Manual

Model: S200-Silver Rugged Smartphone 5G | Brand: DOOGEE

INTRODUCTION

Welcome to the user manual for your new DOOGEE S200 Rugged Smartphone. This guide provides essential information on setting up, operating, maintaining, and troubleshooting your device. The DOOGEE S200 is engineered for durability and high performance, featuring advanced capabilities suitable for various environments.



Front and rear view of the DOOGEE S200 Rugged Smartphone, showcasing its robust design and rear display.

SETUP

Package Contents

Before you begin, please verify that all items are present in your package:

- 1 x DOOGEE S200 5G Cellphone
- 1 x Type-C USB Cable
- 1 x Charger (33W)
- 1 x Anti-explosion film (Screen Protector)
- 1 x User Manual

Initial Device Setup

1. **Insert SIM Card(s) and TF Card:** Locate the SIM card tray on the side of the phone. Use the provided SIM ejector tool to open the tray. Insert your Nano-SIM card(s) and/or a TF (microSD) card into the designated slots. Ensure the tray is securely closed to maintain water and dust resistance.
2. **Charge the Device:** Connect the Type-C USB cable to the phone's charging port and the other end to the 33W charger. Plug the charger into a power outlet. The phone's battery indicator will show charging progress. For optimal battery life, fully charge the device before first use.
3. **Power On:** Press and hold the Power button (usually on the side) until the DOOGEE logo appears. Follow the on-screen prompts to complete the initial setup, including language selection, Wi-Fi connection, and Google

account sign-in.

Video demonstrating the unboxing and initial setup process for the DOOGEE S200 Rugged Smartphone.

OPERATING YOUR DEVICE

Display and Interaction

The DOOGEE S200 features a 6.72-inch FHD+ display with a 120Hz refresh rate for smooth visuals and responsive touch. It also includes a unique 1.32-inch AMOLED rear display.

- **Main Display:** Navigate through apps, browse the web, and enjoy multimedia content with vibrant colors and sharp details. The 120Hz refresh rate enhances gaming and scrolling experiences.
- **Rear Display:** This customizable AMOLED screen allows you to check time, date, notifications, battery status, control music, and answer calls without activating the main screen. It helps conserve power and provides quick access to essential information.



The 1.32-inch AMOLED rear display offers customizable options for quick information access.

Performance and Storage

Equipped with a Dimensity 7050 octa-core processor and 32GB RAM (12GB physical + 20GB virtual), the S200 delivers robust performance for multitasking and demanding applications. The 256GB internal storage can be expanded up to 2TB using a TF card.

Up to 32GB RAM + 256GB Massive Storage

DDR5

High-Speed
Storage

44GB/s

Data Transfer Rate

6400MT/s

Theoretical Rate of
Sequential Read Speed

50% ↑

Reduced power
consumption

40% ↑


Increase in File
Copy Performance

29% ↑

Increase in Large File
Decompression Performance

20% ↓

Reduction in
Power Consumption



Internal memory and storage architecture of the DOOGEE S200.

Camera Features

The S200 features a versatile quad-camera setup:

- **100MP AI Main Camera:** Captures high-resolution photos with enhanced clarity and AI-driven stabilization.
- **20MP Night Vision Camera:** Allows for clear photography in low-light or complete darkness.
- **20MP Front Camera:** For high-quality selfies and video calls.
- **2MP Macro Camera:** For detailed close-up shots.

Morpho Imaging Algorithm Unrivaled Photography



Overview of the DOOGEE S200's camera system.

Battery and Charging

The device is equipped with a 10100mAh battery, providing extended usage times. It supports 33W fast charging and OTG reverse charging.

- **Charging:** Use the provided 33W charger for rapid charging.
- **OTG Reverse Charging:** Connect other compatible devices to your S200 using an OTG cable to charge them, effectively turning your phone into a power bank.

Ultra-long Battery Life Beyond Your Imagination



The S200 offers ultra-long battery life for extended use.

Security and Connectivity

The S200 offers multiple security and connectivity options:

- **Fingerprint ID & Face Unlock:** Securely unlock your device using the side-mounted fingerprint sensor or facial recognition.
- **NFC:** For contactless payments and data exchange.
- **Wi-Fi 6:** Provides faster and more stable wireless internet connections.
- **GPS:** Supports GPS, Glonass, Galileo, and Beidou for accurate navigation.

MAINTENANCE

The DOOGEE S200 is built to be rugged, but proper care will ensure its longevity and optimal performance.

- **Cleaning:** Regularly wipe the phone with a soft, damp cloth to remove dirt and dust. For stubborn grime, use a mild soap solution. Ensure all ports are closed before cleaning with liquids.
- **Water and Dust Resistance:** The phone is IP68/IP69K/MIL-STD-810H certified. This means it can withstand immersion in water up to 1.5 meters for 30 minutes and is protected against dust ingress. Always ensure the SIM tray and USB port cover are fully sealed before exposing the phone to water or dusty environments.
- **Temperature:** Avoid exposing the phone to extreme temperatures (very hot or very cold) as this can affect battery life and internal components.
- **Impact Protection:** While drop-proof up to 1.8 meters, excessive force or repeated drops can still cause damage. Handle with care, especially on hard surfaces.
- **Software Updates:** Keep your phone's software updated to the latest version to ensure security, performance

improvements, and access to new features.

1.32" AMOLED Rear Display

Bigger Display, Bigger View

466*466
High Resolution

1.32"

1.32" Big Display



The DOOGEE S200 is built to withstand challenging conditions.

TROUBLESHOOTING

If you encounter issues with your DOOGEE S200, try the following common solutions:

Problem	Possible Solution
Device won't power on	Ensure the battery is charged. Connect to the charger and wait a few minutes before attempting to power on again. If unresponsive, try a forced restart by holding the Power button for 10-15 seconds.
Battery drains quickly	Close unused apps running in the background. Reduce screen brightness. Disable Wi-Fi, Bluetooth, or GPS when not in use. Check for power-intensive apps in battery settings.
Network connectivity issues (no signal/slow data)	Check if airplane mode is off. Restart the phone. Re-insert the SIM card. Verify your carrier's network coverage in your area. Go to Settings > Network & internet > Mobile network to ensure correct settings.
Apps crashing or freezing	Clear the cache and data for the problematic app (Settings > Apps > [App Name] > Storage). Update the app from the Google Play Store. If the issue persists, uninstall and reinstall the app.
Rear display not responding	Ensure the main screen is off. Check settings related to the rear display in the phone's display settings. Restart the device.

SPECIFICATIONS

Key technical specifications for the DOOGEE S200 Rugged Smartphone:

Feature	Detail
Model Name	S200-Silver Rugged Smartphone 5G
Operating System	Android 14
Processor	Dimensity 7050 Octa-core (2.6 GHz)






Feature	Detail
RAM	32GB (12GB Physical + 20GB Virtual)
Internal Storage	256GB ROM (Expandable up to 2TB via TF card)
Main Display	6.72 Inches FHD+ (2400 x 1080) IPS, 120Hz Refresh Rate
Rear Display	1.32 Inches AMOLED (466x466)
Battery Capacity	10100mAh
Charging	33W Fast Charging, OTG Reverse Charging
Main Camera	100MP AI Ultra-clear
Night Vision Camera	20MP
Front Camera	20MP
Macro Camera	2MP
Durability	IP68, IP69K, MIL-STD-810H (Waterproof, Dustproof, Drop-proof)
Connectivity	5G Dual SIM, Wi-Fi 6, Bluetooth, NFC, USB Type-C
Navigation	GPS, Glonass, Galileo, Beidou
Dimensions	7.07 x 3.25 x 0.63 inches
Weight	12.8 ounces (364g)


WARRANTY AND SUPPORT

For warranty information and technical support, please refer to the official DOOGEE website or contact their customer service directly. Details regarding warranty periods and service procedures are typically provided with your purchase documentation or on the manufacturer's support pages.

You can also visit the [DOOGEE Store on Amazon](#) for additional product information and resources.



	<p>DOOGEE eSIM Functions Quick Guide</p> <p>Learn how to download, switch, delete, and top up eSIMs on your DOOGEE smartphone with this comprehensive quick guide. Covers step-by-step instructions and important cautions.</p>
	<p>DOOGEE S200 SAR Test Report Summary</p> <p>This document summarizes the Specific Absorption Rate (SAR) test results for the DOOGEE S200 smart phone, conducted by BTF Testing Lab (Shenzhen) Co., Ltd. according to FCC and IEEE standards.</p>
	<p>DOOGEE S200 User Manual: Comprehensive Guide</p> <p>Explore the DOOGEE S200 user manual for detailed instructions, safety information, and specifications. Learn how to use your DOOGEE smartphone effectively.</p>
	<p>DOOGEE S61 Series User Manual</p> <p>User manual for the DOOGEE S61 Series smartphone, providing essential information on setup, safety, and features.</p>
	<p>DOOGEE S61 / S61 PRO Rugged Industrial Smartphone - Technical Specifications</p> <p>Explore the detailed technical specifications of the DOOGEE S61 and S61 PRO rugged industrial smartphones. Learn about their Helio G35 processor, 6.0" IPS HD+ display, advanced camera systems (including SONY IMX350), 5180mAh battery, and robust IP68/IP69K/MIL-STD-810H durability.</p>



[DOOGEE Shoot 1 Smartphone Overview and Specifications](#)

A comprehensive overview of the DOOGEE Shoot 1 smartphone, detailing its key specifications, camera features, connectivity options, dimensions, and package contents. Includes essential battery safety warnings.