

8Bitdo Ultimate 2C Mint

8BitDo Ultimate 2C Wireless Controller User Manual

Model: Ultimate 2C Mint (6922621505945)

1. INTRODUCTION

The 8BitDo Ultimate 2C Wireless Controller is designed for an enhanced gaming experience on Windows PC and Android devices. It features a 1000Hz polling rate for ultra-responsive input, Hall Effect joysticks and triggers for precision and durability, and remappable L4/R4 bumpers for custom control. This manual provides detailed instructions for setting up, operating, maintaining, and troubleshooting your controller.



Figure 1: 8BitDo Ultimate 2C Wireless Controller (Mint) and USB Dongle

2. PACKAGE CONTENTS

Verify that all items are present in your package:

- 8BitDo Ultimate 2C Wireless Controller (Mint)
- 2.4G USB Wireless Adapter
- USB-C Charging Cable
- Instruction Manual



Figure 2: Front view of the controller, highlighting its buttons and joysticks.

3. SETUP

3.1. Compatibility

- Windows 10 and above
- Android 9.0 and above

3.2. Connecting Your Controller

The controller supports 2.4G wireless, Bluetooth, and wired connections.

3.2.1. 2.4G Wireless Connection (for Windows)

1. Insert the 2.4G USB Wireless Adapter into an available USB port on your Windows PC.
2. Ensure the mode switch button on the controller is set to 2.4G mode.

3. Turn on the controller. It should automatically connect to the adapter. The indicator light on the controller will become solid.



Figure 3: Controller connected wirelessly to a PC.

3.2.2. Bluetooth Connection (for Android)

1. Ensure the mode switch button on the controller is set to Bluetooth mode.
2. On your Android device, go to Bluetooth settings and turn on Bluetooth.
3. Press and hold the Pair button on the controller until the indicator light starts blinking rapidly.
4. Select "8BitDo Ultimate 2C" from the list of available devices on your Android device to pair. The indicator light on the controller will become solid once connected.



Figure 4: Controller connected wirelessly to an Android tablet.

3.2.3. Wired Connection (for Windows)

1. Connect the USB-C charging cable to the controller and the other end to a USB port on your Windows PC.
2. The controller will automatically switch to wired mode and be ready for use.

4. OPERATING YOUR CONTROLLER

4.1. Key Features

- **1000Hz Polling Rate:** Ensures minimal input lag for precise control, especially in fast-paced games.
- **Hall Effect Joysticks and Triggers:** Provides enhanced precision, sensitivity, and durability, reducing the risk of stick drift.
- **Extra R4/L4 Bumpers:** Two additional remappable buttons on the back for personalized configurations without software.
- **Custom Button Mapping:** Map buttons directly on the controller for quick adjustments.
- **Turbo Function:** Assign rapid-fire functionality to specific buttons.
- **Refined Bumpers and D-pad:** Designed for a light yet tactile feel.



Figure 5: Hall Effect Joysticks for improved precision.



Figure 6: Extra L4/R4 bumpers for customizable controls.



Figure 7: Refined D-pad for tactile feedback.

4.2. Battery and Charging

The controller is equipped with a Lithium Polymer battery. To charge, connect the USB-C cable to the controller's USB-C port and the other end to a power source (e.g., PC USB port, USB wall adapter). The indicator light will show charging status.

5. MAINTENANCE

To ensure the longevity and optimal performance of your 8BitDo Ultimate 2C Wireless Controller, follow these maintenance guidelines:

- **Cleaning:** Use a soft, dry cloth to wipe down the controller. For stubborn dirt, slightly dampen the cloth with water. Avoid using harsh chemicals or abrasive materials.
- **Storage:** Store the controller in a cool, dry place away from direct sunlight and extreme temperatures.
- **Battery Care:** Avoid fully depleting the battery frequently. Charge the controller regularly, even if not in constant use, to maintain battery health.
- **Handling:** Do not drop or expose the controller to excessive force, as this can damage internal components.

6. TROUBLESHOOTING

If you encounter issues with your controller, refer to the following common solutions:

| Problem | Solution |
|--|---|
| Controller not connecting via 2.4G. | Ensure the 2.4G USB Wireless Adapter is securely plugged into a working USB port. Verify the controller's mode switch is set to 2.4G. Try re-pairing by pressing the Pair button on the controller. |
| Controller not connecting via Bluetooth. | Ensure the controller's mode switch is set to Bluetooth. Make sure Bluetooth is enabled on your Android device. Forget the device in your Android's Bluetooth settings and try pairing again. |
| Buttons or joysticks are unresponsive. | Ensure the controller is fully charged. Try connecting the controller via a wired connection to rule out wireless interference. Check for firmware updates on the official 8BitDo website. |
| Controller not charging. | Verify the USB-C cable is properly connected to both the controller and the power source. Try a different USB-C cable or a different USB port/power adapter. |

For further assistance, please visit the official 8BitDo support website.



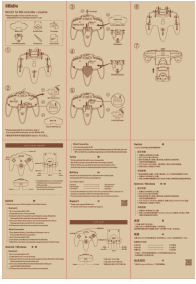



7. SPECIFICATIONS

- **Model Number:** 6922621505945
- **Dimensions:** 6.02 x 4.88 x 2.91 inches
- **Weight:** 12 ounces
- **Connectivity:** 2.4G Wireless, Bluetooth, Wired USB
- **Polling Rate:** 1000Hz (2.4G and wired connection)
- **Joysticks/Triggers:** Hall Effect
- **Battery:** 1 Lithium Polymer battery (included)
- **Manufacturer:** 8BitDo
- **Country of Origin:** China
- **Release Date:** July 15, 2024

8. WARRANTY AND SUPPORT

8BitDo products are designed for quality and reliability. For warranty information and detailed support, please visit the official 8BitDo website. You can find FAQs, firmware updates, and contact information for technical assistance. Official 8BitDo Support: support.8bitdo.com

Related Documents - Ultimate 2C Mint

| | |
|---|--|
|  | <p>8BitDo Ultimate 3-Mode Controller for Xbox - User Manual</p> <p>Comprehensive guide to the 8BitDo Ultimate 3-Mode Controller for Xbox, detailing its Bluetooth, 2.4g, and wired connectivity, compatibility with Xbox, PC, and Android, customization options, and setup instructions.</p> |
|  | <p>8BitDo Ultimate 3-mode Controller for Xbox - User Manual</p> <p>Comprehensive user manual for the 8BitDo Ultimate 3-mode Controller for Xbox, covering features, connectivity options (Bluetooth, 2.4GHz, Wired USB), button layout, indicator lights, and troubleshooting.</p> |
|  | <p>8BitDo N64 Controller Mod Kit with Hall Effect Joystick - Installation & Usage Guide</p> <p>Detailed instructions for installing and using the 8BitDo Mod kit for Nintendo 64 controllers, featuring a Hall effect joystick. Connects wirelessly via Bluetooth to Switch and Android/Windows devices.</p> |
|  | <p>8BitDo Ultimate 2.4g Wireless Controller FAQ</p> <p>Frequently asked questions (FAQ) for the 8BitDo Ultimate 2.4g Wireless Controller, covering connection methods for PC and Nintendo Switch, software compatibility, and joystick specifications.</p> |
|  | <p>8BitDo Ultimate Mobile Gaming Controller for Xbox - User Guide</p> <p>Comprehensive guide to setting up and using the 8BitDo Ultimate Mobile Gaming Controller for Xbox on Android, iOS, Windows, and macOS. Learn connection methods, controller modes, button functions, and safety information.</p> |
|  | <p>8BitDo Pro 2 Bluetooth Gamepad User Manual</p> <p>User manual for the 8BitDo Pro 2 Bluetooth gamepad, covering features, connectivity, specifications, and troubleshooting.</p> |

