

- › [NIMO](#) /
- › [NIMO 15.6 FHD Student Laptop Instruction Manual](#)

NIMO Nimo N151

NIMO 15.6 FHD Student Laptop Instruction Manual

Model: Nimo N151 | Brand: NIMO

1. INTRODUCTION

This manual provides essential information for setting up, operating, maintaining, and troubleshooting your NIMO 15.6-inch FHD Student Laptop. Please read this manual thoroughly before using your device to ensure proper functionality and longevity.



Image: The NIMO 15.6 FHD Student Laptop, showcasing its display with Windows 11, Type-C PD Charger, Fingerprint, and Backlit Keyboard features highlighted.

2. PACKAGE CONTENTS

Verify that all items are present in the package:

- 1 x Nimo N151 Laptop
- 1 x Type-C 65W PD Fast Charger
- 1 x User Manual
- Windows 11 Home Operating System (pre-installed)
- Warranty Information (2 Years Warranty, 90 Days Return)

3. SETUP GUIDE

3.1 Initial Power On

1. Unpack the laptop and all accessories from the box.
2. Connect the Type-C 65W PD Fast Charger to the laptop's Type-C charging port and plug it into a power outlet.
3. Allow the laptop to charge for at least 30 minutes before first use, or until the charge LED indicates sufficient battery.
4. Open the laptop lid and press the power button, typically located on the keyboard deck or side.
5. Follow the on-screen instructions to complete the Windows 11 setup, including language selection, network connection, and user account creation.

3.2 Connecting the Charger

The NIMO laptop comes with a versatile Type-C 65W PD Fast Charger. This charger can also be used to power other compatible devices such as iPads, phones, and cameras, reducing the need for multiple adapters.

Type-C PD Charger, One Charger for All



Image: A visual representation of the Type-C PD Charger's versatility, illustrating its ability to charge various devices like laptops, tablets, and smartphones, and emphasizing its convenience by showing a single charger replacing multiple.

4. OPERATING INSTRUCTIONS

4.1 Display Features

The NIMO laptop features a 15.6-inch Full HD (1920x1080) Anti-Glare Display. It boasts an 85% screen-to-body ratio with narrow bezels, providing an immersive viewing experience and reducing eye strain.

Lightning Fast and Smooth Display



FHD 1920*1080



IPS



Bright View



Eye Protection



1920 × 1080

Image: The NIMO laptop screen showcasing its high-resolution display, emphasizing features like FHD 1920x1080, IPS technology, bright view, and eye protection, along with its impressive 85% screen-to-body ratio.

4.2 Performance

The laptop is powered by the Intel Alder Lake-N100 12th Gen processor, operating at up to 3.4GHz with 4 cores and 4 threads. This processor offers enhanced performance for everyday computing tasks and multimedia entertainment. It is equipped with 8GB of high-bandwidth DDR4 RAM for smooth multitasking and 128GB PCIe SSD for fast data transfer and ample storage.

The new 12th Gen

Intel Alder-Lake N100

High-performance computing tasks like video editing
or gaming are made easier



12th Gen Intel Alder-Lake N100 Performance improved by 32%



32%

11th Gen Intel processor




Image: A visual representation of the Intel 12th Gen Alder-Lake N100 processor, highlighting its improved performance compared to previous generations, making tasks like video editing and gaming more efficient.

4.3 Keyboard and Input

The NIMO laptop features a backlit keyboard for comfortable typing in various lighting conditions, a responsive touchpad, and a numeric keypad for efficient data entry. It also includes a fingerprint reader for secure and convenient login.

Backlit and Full Keyboard



Backlit



Touch Pad



Fingerprint



Numeric Keypad




Image: A detailed view of the NIMO laptop's backlit and full keyboard, illustrating the backlit feature, touchpad, integrated fingerprint reader, and numeric keypad for enhanced usability.

4.4 Ports and Connectivity

The laptop offers multiple ports for enhanced versatility:

- **Kensington Lock:** For physical security.
- **Headphone Combo Jack:** For audio input/output.
- **USB 2.0 Port:** 1 port for peripheral connections.
- **USB 3.0 Ports:** 3 ports for high-speed data transfer.
- **Micro SD Card Slot:** For expanding storage or transferring files.
- **HDMI Port:** For connecting to external displays.
- **Type-C (Charge only):** Dedicated port for charging.
- **Type-C (Multifunction):** Supports data transfer and display output.
- **Charge LED:** Indicator for charging status.

Multiple Ports for Greater Versatility

Consider multi-use scenarios for you



Image: An angled view of the NIMO laptop, clearly labeling its multiple ports for greater versatility, including USB, HDMI, Type-C, and a Micro SD slot.

4.5 Battery Life

The laptop is equipped with a 38000mWh rechargeable battery, providing an average battery life of approximately 5 hours, suitable for business trips or travel.

Large Capacity Battery

38000mWh rechargeable battery life,
ready for business trip or traveling




Image: Depiction of the NIMO laptop's large capacity battery, showing users working both during the day and at night, emphasizing its suitability for extended use and travel with a 38Wh capacity.

5. MAINTENANCE

To ensure the longevity and optimal performance of your NIMO laptop, follow these maintenance guidelines:

- **Cleaning:** Use a soft, lint-free cloth to clean the screen and exterior. For stubborn smudges, dampen the cloth slightly with water or a screen-safe cleaner. Avoid harsh chemicals.
- **Ventilation:** Ensure the laptop's vents are not obstructed to prevent overheating. Use the laptop on a hard, flat surface rather than soft furnishings.
- **Battery Care:** Avoid completely draining the battery frequently. For long-term storage, charge the battery to about 50-60% and store in a cool, dry place.
- **Software Updates:** Regularly update your Windows operating system and drivers to ensure security and performance improvements.
- **Data Backup:** Periodically back up important data to an external drive or cloud storage to prevent data loss.

- **Physical Protection:** Use a protective sleeve or case when transporting the laptop to guard against scratches and impacts.

6. TROUBLESHOOTING

This section addresses common issues you might encounter with your NIMO laptop.

Problem	Possible Cause	Solution
Laptop does not power on	Low battery; Power adapter issue; Hardware malfunction	Ensure charger is properly connected and power outlet is working. Allow to charge for 30 minutes. If issue persists, contact support.
Screen is blank or black	Display settings; External monitor connected; Hardware issue	Press Fn + F7 (or relevant display toggle key) to cycle display modes. Disconnect external monitors. Restart laptop.
Slow performance	Too many applications open; Low disk space; Malware	Close unnecessary programs. Free up disk space. Run a virus scan. Check for Windows updates.
Wi-Fi connection issues	Wi-Fi adapter off; Router issue; Driver problem	Ensure Wi-Fi is enabled (Fn + F5 or settings). Restart router. Update Wi-Fi drivers.
Keyboard or Touchpad unresponsive	Drivers; Accidental disablement	Restart laptop. Check for updated drivers in Device Manager. Ensure touchpad is not disabled (Fn + F10 or relevant key).

If you encounter issues not listed here or if the suggested solutions do not resolve the problem, please refer to the Warranty and Support section for contact information.

7. TECHNICAL SPECIFICATIONS

Feature	Specification
Brand	NIMO
Model Name	Nimo N151
Screen Size	15.6 Inches
Screen Resolution	1920 x 1080 pixels (FHD)
Processor	Intel Pentium Quad-Core N100 (up to 3.4 GHz)
RAM	8 GB DDR4
Hard Drive	128 GB SSD (PCIe)

Feature	Specification
Graphics Coprocessor	Integrated Graphics (Intel)
Operating System	Windows 11 Home
Wireless Type	802.11a/b/g/n/ac (WiFi 6)
USB Ports	1 x USB 2.0, 3 x USB 3.0
Other Ports	HDMI, Headphone Combo, Micro SD, Type-C (Charge only), Type-C (Multifunction)
Battery Life (Average)	5 Hours (38000mWh capacity)
Item Weight	3.8 pounds
Product Dimensions	14.07 x 8.98 x 0.76 inches
Special Features	Backlit Keyboard, Fingerprint Reader, HD Audio, Memory Card Slot, Numeric Keypad

8. WARRANTY AND SUPPORT

NIMO is committed to providing high-quality products and excellent customer service.

8.1 Warranty Coverage

Your NIMO laptop is covered by a **2-year manufacturer's warranty**. This warranty covers defects in materials and workmanship under normal use.

What is our after-sales service like?

We have a two-year warranty , and a 90-day return, and we also have professional technicians ready to help. If you have any questions, you can contact us at any time, and we will try our best to solve your problem.

Do you have any product-related questions?

We have a professional service team, and any product-related questions can be contacted by official website, email or telephone, and we will provide professional and high-quality customer service.

How to contact us?

You can contact us through our official website or product page, and we will reply to you as soon as we receive it and solve your confusion. Please feel free to ask us, and we will be at your service at any time.

Image: A technician working on a laptop's internal components, symbolizing the 2-year support provided for NIMO products.

8.2 Return Policy

We offer a **90-day hassle-free return policy**. You may return any NIMO product for any reason within 90 days of purchase.

Our mission?

When I was a student, I must use half a year's savings to buy an entry level computer. The big companies are aiming to make profits for the shareholders but not provide the best affordable product with latest technology. In my dream the development of science and technology should benefit all the people no matter rich or poor. So, we are aiming to provide the best price to value products for our customers. We will strictly control our profit margin less than 5 percent.

How do we persist in loving this dream?

Dear Friend, your support is our power. We really hope to be friends with our customers. The more popular our products, the more friends we make. Loyalty, integrity and honest is the way we treat our friends so are our customers.

Why are we confident in our products?

Focusing on the products not the competitors. We have very strict supply chain control. We use ADATA, Micro, and KINGSTON Memory, WD and KINGSTON SSD because they are high quality with reasonable price. We never use no name product. All our type C chargers are 100% PD fast chargers compatible with iPhone and MacBook. Our US team is hardworking, diligent and innovative. As a small business based in rusty aera, we trust our vivid team and deeply believe in the dream of bringing manufacture back to USA.

Image: A customer receiving a package from a delivery person, representing the 90-day return policy for NIMO products.

8.3 Contacting Support

For any product-related questions, technical assistance, or warranty claims, please contact our professional customer service team:

- **Email:** service@nimopc.com
- **Availability:** 24-hour service

You can also reach us through our official website or product page. We aim to respond swiftly and resolve your concerns.



Nimo keeps swimming in the oceans. The founder of NIMO Direct Inc. is an enthusiast of scuba diving. We are so sad to find that the coral is dying all over the world from the Great Barrier Reef Australia to red sea Africa. 1 cent of every five dollar you spend on Nimo product will be donated to protect our environment.

Image: Two customer service professionals with headsets, ready to provide assistance, highlighting NIMO's commitment to

9. IMPORTANT INFORMATION






9.1 Safety Information

Always handle your laptop with care. Avoid exposing it to extreme temperatures, direct sunlight, or liquids. Do not attempt to disassemble or repair the laptop yourself, as this may void the warranty and cause damage.

9.2 Legal Disclaimer

The information provided in this manual is for informational purposes only. NIMO reserves the right to make changes to product specifications and features without prior notice. Actual product performance may vary based on usage and environmental conditions.

Related Documents - Nimo N151

	<p>NIMO N175 Series Laptop User Manual and Safety Information</p> <p>Official user manual and safety guide for the NIMO N175 series laptop. Provides detailed information on product features, setup, operation, maintenance, troubleshooting, warranty, and regulatory compliance.</p>
	<p>Nimo MME2S Series Mini PC User Manual</p> <p>User manual for the Nimo MME2S series Mini PC, covering setup, operation, safety precautions, package contents, BIOS setup, FCC compliance, and warranty information.</p>
	<p>NIMO N157 Series Laptop User Manual</p> <p>User manual for the NIMO N157 series laptop, covering product schematic, instructions for use, safety guidelines, troubleshooting, warranty information, and FCC/IC compliance.</p>
	<p>NIMO N173 Series Notebook User Manual Setup, Safety & Troubleshooting Guide</p> <p>Comprehensive user manual for the NIMO N173 series notebook, covering product schematics, setup instructions, power supply, charging, cleaning, maintenance, safety guidelines, troubleshooting, and warranty information.</p>
	<p>NIMO N171 Series Laptop User Manual and Safety Guide</p> <p>Comprehensive user manual for the NIMO N171 series laptop, covering product specifications, usage instructions, safety guidelines, troubleshooting, and warranty information.</p>



[NIMO N153 Series Laptop User Manual and Safety Guide](#)

This user manual provides comprehensive information for the NIMO N153 series laptop, including setup instructions, function key details, power supply and charging guidance, safety precautions, troubleshooting steps, warranty information, and FCC compliance statements.