

Spinnaker SP-5055

Spinnaker Fleuss SP-5055 Automatic Dive Watch

USER MANUAL

Introduction

This manual provides essential instructions for the setup, operation, and maintenance of your Spinnaker Fleuss SP-5055 Automatic Dive Watch. Please read this guide thoroughly to ensure proper use and longevity of your timepiece. The Spinnaker Fleuss series draws inspiration from pioneering underwater exploration, combining robust functionality with a classic aesthetic.

Setup

1. Unboxing and Initial Inspection

Upon receiving your Spinnaker Fleuss watch, carefully remove it from its packaging. Inspect the watch for any visible damage or irregularities. Ensure all components, including the watch and strap, are present.



Image: The Spinnaker Fleuss watch presented within its protective blue box, ready for initial setup.

2. Manual Winding

Your Spinnaker Fleuss watch is equipped with a Miyota 8215 automatic movement. Before wearing it for the first time, or if the watch has stopped due to lack of movement, it is recommended to manually wind it.

1. Unscrew the crown counter-clockwise until it pops out to position 1.
2. Turn the crown clockwise approximately 20-30 times. This will build up an initial power reserve.
3. Push the crown back in and screw it down clockwise to ensure water resistance.

3. Setting Time and Date

1. Unscrew the crown and pull it out to position 2 (first click) to set the date. Turn the crown clockwise or counter-clockwise until the correct date is displayed. Avoid setting the date between 9 PM and 3 AM, as this can damage the movement.
2. Pull the crown out to position 3 (second click) to set the time. The second hand will stop. Turn the crown to move the hour and minute hands to the desired time. To ensure accuracy, synchronize with a reliable time source.
3. Once the time and date are set, push the crown back into position 1 and screw it down clockwise firmly

against the case to maintain water resistance.

4. Strap Adjustment

The genuine leather strap is designed for comfort and durability. Adjust the buckle to achieve a snug yet comfortable fit on your wrist. Ensure the watch is not too tight, which could restrict circulation, or too loose, which could cause it to move excessively.



Image: A Spinnaker Fleuss watch worn on a wrist, highlighting the fit and appearance of the leather strap.

Operating

Automatic Movement (Miyota 8215)

Your Spinnaker Fleuss watch is powered by a reliable Miyota 8215 automatic movement. This movement is self-winding, meaning it gains power from the natural motion of your wrist. When fully wound, it offers a power reserve of 41+ hours. If the watch is not worn for an extended period, it will stop and require manual winding or wearing to restart.

Water Resistance (150m / 500ft)

The watch is water resistant to 150 meters (500 feet), making it suitable for swimming, snorkeling, and recreational diving. Always ensure the screw-down crown is fully tightened before any exposure to water. Do not operate the crown or pushers (if applicable) while the watch is submerged or wet, as this can compromise water resistance.

Unidirectional Rotating Bezel

The watch features a unidirectional rotating bezel, which is a crucial tool for dive timing. To use it:

1. Align the bezel's zero marker with the minute hand at the start of your dive or timed event.
2. The bezel rotates only counter-clockwise, preventing accidental lengthening of your timed interval.
3. Read the elapsed time by observing the minute hand's position against the bezel's markings.





Image: A close-up view of the Spinnaker Fleuss watch, showcasing its orange dial, light blue unidirectional bezel, and luminous markers.

Luminous Display

The hands and hour markers are treated with luminous material, providing visibility in low-light conditions. Exposure to light will charge the luminescence.



Image: The Spinnaker Fleuss watch dial in darkness, demonstrating the bright luminescence of its hands and hour markers.

Maintenance

Cleaning

To clean your watch, wipe the case and crystal with a soft, damp cloth. For the leather strap, avoid excessive moisture. If it gets wet, allow it to air dry naturally, away from direct heat or sunlight. Do not use harsh chemicals or abrasive materials, as these can damage the watch's finish or strap.

Storage

When not wearing your watch, store it in a cool, dry place, preferably in its original box or a watch case, to protect it from dust, moisture, and impacts.

Water Exposure Care

After exposure to saltwater, rinse the watch thoroughly with fresh water and dry it with a soft cloth. This helps prevent corrosion of the case and bezel.

Professional Service

For optimal performance and to maintain water resistance, it is recommended to have your watch serviced by an authorized watchmaker every 3-5 years. This includes checking the movement, replacing gaskets, and pressure testing.

Troubleshooting

- **Watch Not Running:** If the watch has stopped, it likely needs to be wound. Manually wind the watch as described in the 'Setup' section, or wear it for several hours to allow the automatic movement to build power.
- **Inaccurate Time:** Automatic movements may exhibit slight variations in timekeeping. If the watch is consistently running significantly fast or slow, it may require adjustment by a professional watchmaker.
- **Condensation Under Crystal:** If you notice condensation inside the watch, this indicates a breach in water resistance. Immediately take the watch to a professional watchmaker for inspection and repair to prevent further damage to the movement.

Specifications

Feature	Detail
Model Number	SP-5055
Movement	Miyota 8215 Automatic
Case Material	316L Stainless Steel
Case Diameter	43mm
Lens	Sapphire with Anti-reflective coating
Water Resistance	150m (500ft)
Power Reserve	41+ hours
Jewels	24
Strap Material	Genuine Leather
Crown	Screw-down

Official Product Video

Watch this video for a detailed overview of the Spinnaker Fleuss Automatic Watch.

Your browser does not support the video tag.






Video: A comprehensive presentation of the Spinnaker Fleuss Men's 43mm Automatic Watch, model SP-5055-01, showcasing its design and features.

Warranty and Support

Your Spinnaker Fleuss watch is covered by a manufacturer's warranty against defects in materials and workmanship. Please refer to the warranty card included with your purchase for specific terms and conditions,

including the warranty period. For technical support, service, or warranty claims, please contact Spinnaker customer service through their official website or the retailer where the watch was purchased.

Related Documents - SP-5055

	<p>Spinnaker Croft 42 Skeleton Automatic Watch Instruction Manual</p> <p>Comprehensive instruction manual for the Spinnaker Croft 42 Skeleton Automatic watch, covering its self-winding mechanical movement, operation, winding, time setting, clasp usage, bracelet resizing, and water resistance guidelines.</p>
	<p>Spinnaker Tesei Forged Carbon Automatic Instruction Manual</p> <p>Comprehensive instruction manual for the Spinnaker Tesei Forged Carbon Automatic Limited Edition watch (model SP-5143), detailing its automatic movement, screw-down crown operation, winding, time and date setting, helium release valve, strap changing, and water resistance guidelines.</p>
	<p>Spinnaker Dumas GMT Automatic Watch Instruction Manual</p> <p>Comprehensive guide to operating and maintaining your Spinnaker Dumas GMT Automatic watch, including setting time, date, and second time zones, water resistance, and strap adjustments.</p>
	<p>Spinnaker Spence 300 Automatic Islander Limited Edition Watch Instruction Manual</p> <p>Official instruction manual for the Spinnaker Spence 300 Automatic Islander Limited Edition watch. Learn how to operate the screw-down crown, wind the mainspring, set the time, change the bracelet, resize the metal bracelet, use the deployant clasp, and understand water resistance ratings.</p>
	<p>Spinnaker Fleuss Automatic Popeye Bronemies Limited Edition Watch Instruction Manual</p> <p>Official instruction manual for the Spinnaker Fleuss Automatic Popeye Bronemies Limited Edition watch, detailing its automatic movement, winding, time and date setting, strap changes, and water resistance.</p>
	<p>Spinnaker Fleuss Automatic Popeye Watch Instruction Manual</p> <p>Comprehensive guide to operating and maintaining your Spinnaker Fleuss Automatic Popeye watch, including winding, setting time and date, water resistance, and strap changes.</p>