

Spinnaker SP-5068

Spinnaker Hull Men's Chronograph Watch SP-5068 Instruction Manual

INTRODUCTION

Thank you for choosing the Spinnaker Hull Men's Chronograph Watch, model SP-5068. This manual provides essential information for the proper setup, operation, and maintenance of your timepiece. Please read these instructions carefully to ensure optimal performance and longevity of your watch.

PRODUCT OVERVIEW

The Spinnaker Hull Chronograph Watch features a robust 42mm stainless steel cushion case, a precise Seiko VK73 Meca-Quartz movement, and a genuine leather strap. It is designed for durability and style, offering chronograph functionality and water resistance up to 100 meters.





A front view of the Spinnaker Hull Men's Chronograph Watch SP-5068 in all black, showcasing the dial, subdials, hands, date window, and leather strap.

SETUP INSTRUCTIONS

Setting the Time

1. Pull the crown out to the second click position.
2. Rotate the crown to move the hour and minute hands to the desired time. Ensure the AM/PM is correctly set if your watch has a 24-hour indicator.
3. Push the crown back into the normal position to start the watch.

Setting the Date

1. Pull the crown out to the first click position.
2. Rotate the crown to adjust the date. Avoid setting the date between 9:00 PM and 3:00 AM, as this may damage

the movement.

3. Push the crown back into the normal position.

Chronograph Operation

The chronograph function allows for precise timing of events.

- **Start:** Press the upper pusher to start the chronograph.
- **Stop:** Press the upper pusher again to stop the chronograph.
- **Reset:** With the chronograph stopped, press the lower pusher to reset all chronograph hands to their zero positions.



The Spinnaker Hull Chronograph watch resting on its branded box, highlighting the watch's side profile, including the crown and chronograph pushers on the right side of the case.

OPERATING INSTRUCTIONS

General Use

Wear your watch comfortably on your wrist. Avoid exposing it to extreme temperatures, strong magnetic fields, or sudden impacts. The Meca-Quartz movement combines the precision of quartz with the mechanical feel of a traditional chronograph, offering reliable timekeeping.

Water Resistance (100m / 330ft)

Your Spinnaker Hull watch is water resistant to 100 meters (10 ATM). This rating makes it suitable for swimming, snorkeling, and showering. It is **not** recommended for scuba diving or high-impact water sports. Always ensure the crown is fully pushed in before exposing the watch to water.



A close-up view of the Spinnaker Hull Chronograph watch, with its black dial and leather strap, placed on a textured rope, suggesting its connection to maritime themes.

MAINTENANCE

- **Cleaning:** Wipe your watch regularly with a soft, dry cloth to remove dust and dirt. For water-resistant models, a slightly damp cloth can be used, followed by drying.
- **Leather Strap Care:** Avoid prolonged exposure of the leather strap to water, direct sunlight, or harsh chemicals to prevent damage and discoloration. Clean with a specialized leather cleaner if necessary.
- **Battery Replacement:** The Meca-Quartz movement is powered by a battery. When the battery needs replacement, it is recommended to have it done by a qualified watchmaker to ensure proper sealing and maintain water resistance.
- **Water Resistance Check:** It is advisable to have the water resistance checked annually, especially if the watch is frequently exposed to water.

TROUBLESHOOTING

- **Watch Not Running:** Ensure the crown is fully pushed in. If the watch still does not run, the battery may need replacement.
- **Chronograph Hands Not Resetting to Zero:** This may indicate a need for calibration or service. Consult a professional watch repair service.
- **Condensation Under Crystal:** If condensation appears under the crystal, it indicates a loss of water resistance. Seek immediate professional service to prevent internal damage.

For any issues not covered here, please contact Spinnaker customer support or a certified watch repair center.

SPECIFICATIONS



Feature	Detail
Model Number	SP-5068-08
Movement	Seiko VK73 Meca-Quartz Chronograph
Case Material	Stainless Steel
Case Diameter	42mm
Water Resistance	100 meters (10 ATM)
Strap Material	Genuine Leather
Lens	Mineral Glass with Anti-Reflective Coating





WARRANTY AND SUPPORT

Your Spinnaker Hull watch is covered by a manufacturer's warranty against defects in materials and workmanship. Please refer to the warranty card included with your purchase for specific terms and conditions. For technical support, service, or warranty claims, please contact Spinnaker customer service through their official website or authorized service centers.

For more information, visit the official [Spinnaker Store on Amazon](#).

Related Documents - SP-5068

	<p>Spinnaker Fleuss Meca-Quartz Chronograph SpongeBob Limited Edition Watch Instruction Manual</p> <p>Official instruction manual for the Spinnaker Fleuss Meca-Quartz Chronograph SpongeBob SquarePants Limited Edition watch. Learn how to set the time, date, and operate the stopwatch functions, along with water resistance guidelines.</p>
	<p>Spinnaker Hull Diver Automatic Watch Instruction Manual</p> <p>Official instruction manual for the Spinnaker Hull Diver Automatic watch, detailing operation, winding, time/date setting, strap changes, and water resistance.</p>

	<p>Spinnaker Spence 300 Automatic Islander Limited Edition Watch Instruction Manual</p> <p>Official instruction manual for the Spinnaker Spence 300 Automatic Islander Limited Edition watch. Learn how to operate the screw-down crown, wind the mainspring, set the time, change the bracelet, resize the metal bracelet, use the deployant clasp, and understand water resistance ratings.</p>
	<p>Spinnaker Croft 42 Skeleton Automatic Watch Instruction Manual</p> <p>Comprehensive instruction manual for the Spinnaker Croft 42 Skeleton Automatic watch, covering its self-winding mechanical movement, operation, winding, time setting, clasp usage, bracelet resizing, and water resistance guidelines.</p>
	<p>Spinnaker Tesei Forged Carbon Automatic Instruction Manual</p> <p>Comprehensive instruction manual for the Spinnaker Tesei Forged Carbon Automatic Limited Edition watch (model SP-5143), detailing its automatic movement, screw-down crown operation, winding, time and date setting, helium release valve, strap changing, and water resistance guidelines.</p>
	<p>Spinnaker Dumas Automatic Watch Instruction Manual</p> <p>Official instruction manual for the Spinnaker Dumas Automatic watch. Learn about its self-winding movement, setting time and date, water resistance, strap changing, and bracelet resizing.</p>