

boAt Stone 352 Pro

boAt Stone 352 Pro Bluetooth Speaker User Manual

Model: Stone 352 Pro

INTRODUCTION

Welcome to the user manual for your new boAt Stone 352 Pro Bluetooth Speaker. This guide provides detailed instructions on how to set up, operate, and maintain your speaker, ensuring you get the best audio experience. Please read this manual thoroughly before using the product.

WHAT'S IN THE BOX

Upon unboxing your boAt Stone 352 Pro, you should find the following items:

- 1 x boAt Stone 352 Pro Bluetooth Speaker
- 1 x Charging Cable (Type-C)
- 1 x User Manual (this document)
- 1 x Warranty Card
- 1 x Catalogue

TWS MODE

Connect Two Speakers Together & Amplify Your Audio



Image: The boAt Stone 352 Pro speaker, a USB Type-C charging cable, and the warranty card/user manual are shown, representing the contents of the product box.

Your browser does not support the video tag.

Video: An unboxing demonstration of the boAt Stone 352 Pro Bluetooth Speaker, showing the speaker, charging cable, and documentation included in the package.

PRODUCT OVERVIEW

The boAt Stone 352 Pro is a portable Bluetooth speaker designed to deliver powerful audio with enhanced features. Key highlights include:

- **14W boAt Signature Sound:** Experience clear and powerful audio output.
- **Dynamic RGB LEDs:** Enhance your listening experience with vibrant lighting effects.
- **Up to 12 Hours Playback:** Enjoy extended music playback on a single charge.
- **TWS Feature:** Connect two Stone 352 Pro speakers for a stereo sound experience.
- **Built-in Microphone:** Facilitates hands-free calling.
- **Bluetooth v5.3:** Ensures stable and efficient wireless connectivity.
- **IPX5 Water Resistance:** Provides protection against splashes and sweat.
- **Multiple Connectivity Modes:** Supports Bluetooth, AUX, and TF Card playback.
- **Type-C Charging:** Modern and convenient charging interface.



Image: A black boAt Stone 352 Pro speaker, showcasing its cylindrical design and the illuminated RGB LED strip on the front.

CONTROLS AND INDICATORS

Familiarize yourself with the speaker's controls and indicators for optimal use.

boAt

Hearables App



Stream Top Tracks



Listen to Audiobooks



User Help Guide

Scan & Explore now.



Hearables App

More than just sound.
Your Audio companion.

Image: The side panel of the boAt Stone 352 Pro speaker, highlighting the power button, volume up/down buttons, and mode selection button.

- **Power Button:** Press and hold to power on/off. Short press to play/pause music.
- **Volume Up (+):** Short press to increase volume. Long press for next track.
- **Volume Down (-):** Short press to decrease volume. Long press for previous track.
- **Mode (M) Button:** Short press to switch between Bluetooth, AUX, and TF Card modes.
- **RGB LED Strip:** Indicates power status, charging, and provides dynamic lighting effects.

GETTING STARTED

Charging the Speaker

Before first use, fully charge your speaker. The boAt Stone 352 Pro features a Type-C charging port.

1. Connect the Type-C end of the charging cable to the speaker's charging port.
2. Connect the USB-A end of the cable to a compatible USB power adapter (5V/1A recommended).
3. The RGB LED strip will indicate charging status. It typically takes approximately 2 hours for a full charge.
4. Once fully charged, disconnect the charging cable.

IPX5

Splash and Sweat Resistance



Image: A detailed view of the boAt Stone 352 Pro's side panel, illustrating the Type-C charging interface and the various connectivity ports (Bluetooth, AUX, TF Card).

Powering On/Off

- To power on, press and hold the Power button until you hear an audible prompt and the RGB LEDs illuminate.
- To power off, press and hold the Power button again until you hear an audible prompt and the RGB LEDs turn off.

OPERATING INSTRUCTIONS

Bluetooth Connectivity

1. Ensure the speaker is powered on and in Bluetooth mode (indicated by a specific LED pattern or audible prompt).
2. On your smartphone or audio device, enable Bluetooth and search for available devices.
3. Select "boAt Stone 352 Pro" from the list of devices.
4. Once paired, you will hear a confirmation tone, and the speaker's LED will indicate a successful connection.
5. The speaker will automatically reconnect to the last paired device when powered on, if the device is within range.

AUX Mode

For wired connections, use the AUX port.

1. Connect one end of a 3.5mm AUX cable (not included) to the speaker's AUX port.
2. Connect the other end to your audio device's 3.5mm audio output.

3. Press the 'M' (Mode) button on the speaker to switch to AUX mode.
4. Audio will now play through the speaker from your connected device.

TF Card Playback

Play music directly from a TF (microSD) card.

1. Insert a TF card with MP3 audio files into the speaker's TF card slot.
2. Press the 'M' (Mode) button to switch to TF Card mode.
3. The speaker will automatically begin playing music from the card.

TWS (True Wireless Stereo) Function

Connect two boAt Stone 352 Pro speakers wirelessly for a true stereo sound experience.

1. Ensure both speakers are powered on and not connected to any other Bluetooth device.
2. On one speaker (this will be the primary speaker), long press the 'M' (Mode) button until you hear a TWS pairing prompt.
3. The two speakers will automatically search and pair with each other. A confirmation tone will indicate successful TWS pairing.
4. Now, connect your audio device to the primary speaker via Bluetooth as described above.
5. Both speakers will play audio in stereo.



Image: Two boAt Stone 352 Pro speakers, one black and one blue, operating in TWS mode, demonstrating synchronized audio playback from

a connected smartphone.

Hands-Free Calling

The built-in microphone allows for convenient hands-free calls when connected via Bluetooth.

- When an incoming call is received, press the Power button once to answer.
- To end a call, press the Power button once again.
- To reject an incoming call, long press the Power button.

RGB LED FUNCTIONALITY

The boAt Stone 352 Pro features dynamic RGB LEDs that add a visual element to your audio experience.



Image: A close-up view of the boAt Stone 352 Pro's RGB LED strip, displaying a gradient of colors from blue to green to orange, highlighting its dynamic lighting feature.

- The RGB LEDs automatically cycle through various colors, synchronizing with the music or providing ambient lighting.
- Specific button presses may allow for changing LED modes or turning them off (refer to product-specific quick start guide for advanced controls if available).

MAINTENANCE AND CARE

- **Cleaning:** Use a soft, dry cloth to clean the speaker. Do not use abrasive cleaners or solvents.
- **Water Resistance (IPX5):** The speaker is IPX5 rated, meaning it is protected against low-pressure water jets from any direction. It is not designed for submersion in water. Ensure the charging port cover is securely closed to maintain water resistance.

12 HOURS

of Unstoppable Playtime*



*60% Volume

Image: The boAt Stone 352 Pro speaker with water droplets on its surface, emphasizing its IPX5 splash and sweat resistance feature.

- **Storage:** Store the speaker in a cool, dry place away from direct sunlight and extreme temperatures.
- **Battery Care:** To prolong battery life, avoid fully discharging the speaker frequently. Charge it regularly, even if not in use for extended periods.

TROUBLESHOOTING

Problem	Possible Solution
Speaker does not power on.	Ensure the speaker is charged. Connect it to a power source and try again.
Cannot pair via Bluetooth.	<ul style="list-style-type: none">• Ensure the speaker is in Bluetooth pairing mode.• Make sure your device's Bluetooth is enabled and within 10 meters of the speaker.• Forget the device from your phone's Bluetooth list and try pairing again.• Restart both the speaker and your device.
No sound or low volume.	<ul style="list-style-type: none">• Increase the volume on both the speaker and your connected device.• Ensure the speaker is correctly connected (Bluetooth, AUX, or TF Card).• Check if the audio source is playing.

Problem	Possible Solution
TWS pairing failed.	<ul style="list-style-type: none">• Ensure both speakers are fully charged and not connected to any other device.• Repeat the TWS pairing steps carefully.• Make sure both speakers are the same model (Stone 352 Pro).
Call quality is poor.	<ul style="list-style-type: none">• Ensure you are within close proximity to the speaker.• Check for any obstructions between the speaker and your phone.• Ensure the microphone is not covered.

SPECIFICATIONS

Feature	Detail
Model Name	Stone 352 Pro
Speaker Type	Portable Speaker
Speaker Output Power	14 Watts
Bluetooth Version	v5.3
Bluetooth Range	10 Metres
Battery Average Life	12 Hours
Charging Time	2 Hours
Battery Capacity	3600 Milliamp Hours
Water Resistance	IPX5
Connectivity Technology	Bluetooth, USB, Wi-Fi (Note: While Wi-Fi is listed, primary connectivity is Bluetooth, AUX, and TF Card as per product features.)
Control Method	Push Button
Product Dimensions	15.8D x 9.4W x 9.4H Centimeters
Item Weight	20 Grams
Included Components	Speaker, Cable, User Manual, Warranty Card, Catalogue

WARRANTY AND SUPPORT

Your boAt Stone 352 Pro Bluetooth Speaker comes with a standard brand warranty. Please refer to the included Warranty Card for specific terms and conditions.

- **Warranty Period:** Typically 1 year from the date of purchase.
- **Claim Process:** For warranty claims or technical support, please contact boAt customer service or visit their official website. Keep your purchase receipt and warranty card handy.
- **Extended Warranty:** An optional 1 Year Extended Warranty by OneAssist is available for purchase.







For further assistance, you may also refer to the [boAt Hearables App](#) for additional user help guides and support resources.



Image: A QR code for the boAt Hearables App, which provides additional support and features for the speaker.

© 2025 boAt. All rights reserved. Information in this manual is subject to change without notice.

Related Documents - Stone 352 Pro

	<p>boAt Stone 352 Pro User Manual: Portable Bluetooth Speaker Guide</p> <p>Comprehensive user manual for the boAt Stone 352 Pro portable wireless Bluetooth speaker. Features include TWS function, IPX5 water resistance, and long playback time. Learn about Bluetooth pairing, AUX mode, TF card usage, reset functionality, charging, specifications, and safety warnings.</p>
	<p>boAt Stone Arc Portable Wireless Speaker User Manual</p> <p>Comprehensive user manual for the boAt Stone Arc portable wireless speaker, detailing its features, functions, specifications, charging instructions, and important warnings for optimal use.</p>
	<p>boAt Airdopes 161 ANC: User Manual & Specifications</p> <p>Comprehensive user manual for boAt Airdopes 161 ANC wireless earbuds, covering features like Active Noise Cancellation (ANC), BEAST™ Mode, ENx™ Tech, pairing, charging, troubleshooting, and technical specifications.</p>
	<p>boAt Stone 350 Pro Portable Bluetooth Speaker User Manual</p> <p>User manual for the boAt Stone 350 Pro portable Bluetooth speaker, detailing product overview, features, operating instructions, charging guidelines, specifications, and warnings.</p>
	<p>boAt Stone 1208 Portable Wireless Speaker User Manual</p> <p>Comprehensive user manual for the boAt Stone 1208 portable wireless speaker, covering setup, functions, troubleshooting, and safety precautions. Learn how to connect via Bluetooth, use TWS mode, FM radio, AUX, and USB playback.</p>
	<p>boAt Airdopes 161: User Manual, Setup Guide, and Specifications</p> <p>Comprehensive guide to setting up, using, and troubleshooting your boAt Airdopes 161 wireless earbuds. Learn about features, controls, charging, specifications, and safety warnings.</p>

