

SANSUI 32ES5932

SANSUI 32 Inch WebOS 5.0 Smart TV User Manual

Model: 32ES5932

INTRODUCTION

This manual provides essential information for setting up, operating, and maintaining your SANSUI 32 Inch WebOS 5.0 Smart TV. Please read this manual thoroughly before using your television to ensure proper operation and to maximize your viewing experience.

WHAT'S IN THE BOX

Upon unpacking your SANSUI 32 Inch Smart TV, please verify that all components are present:

- SANSUI 32 Inch WebOS 5.0 Smart TV
- Remote Control
- TV Stand (2 pieces)
- Power Cable
- User Manual (this document)

SETUP

Physical Installation

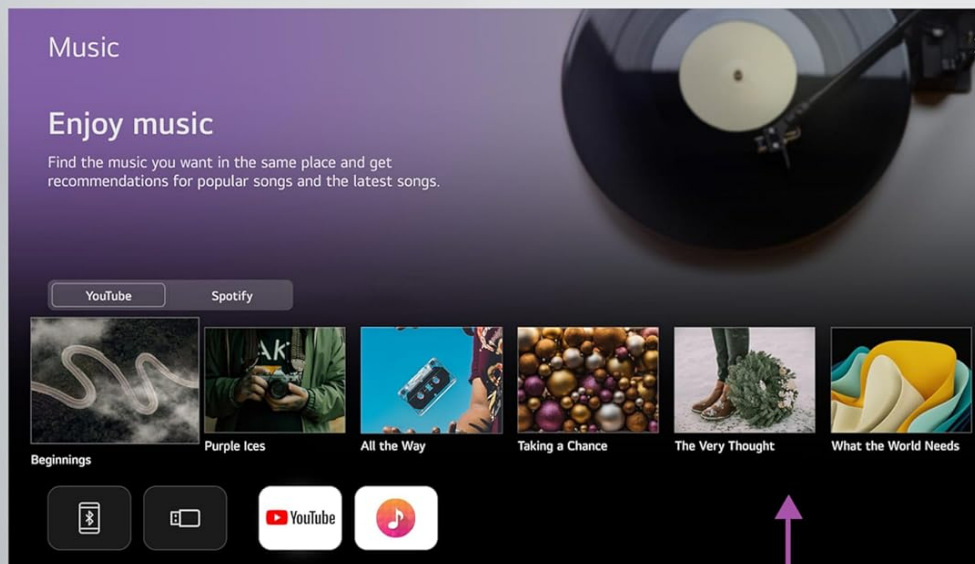
Your SANSUI 32 Inch Smart TV can be placed on a flat surface using the included stand or mounted on a wall (wall mount not included).

NEW



Card App-Music

All Music Services integrated Together



- Setting
- Banner & Tip
- Tab for CPs Recommend music / Guide
- Mobile /USB Music apps



Mobile /USB link showed first Music app ordering fixed (Varies by country)

Front view of the SANSUI 32 Inch Smart TV, showcasing its slim bezel design.

Rich Sound Engine

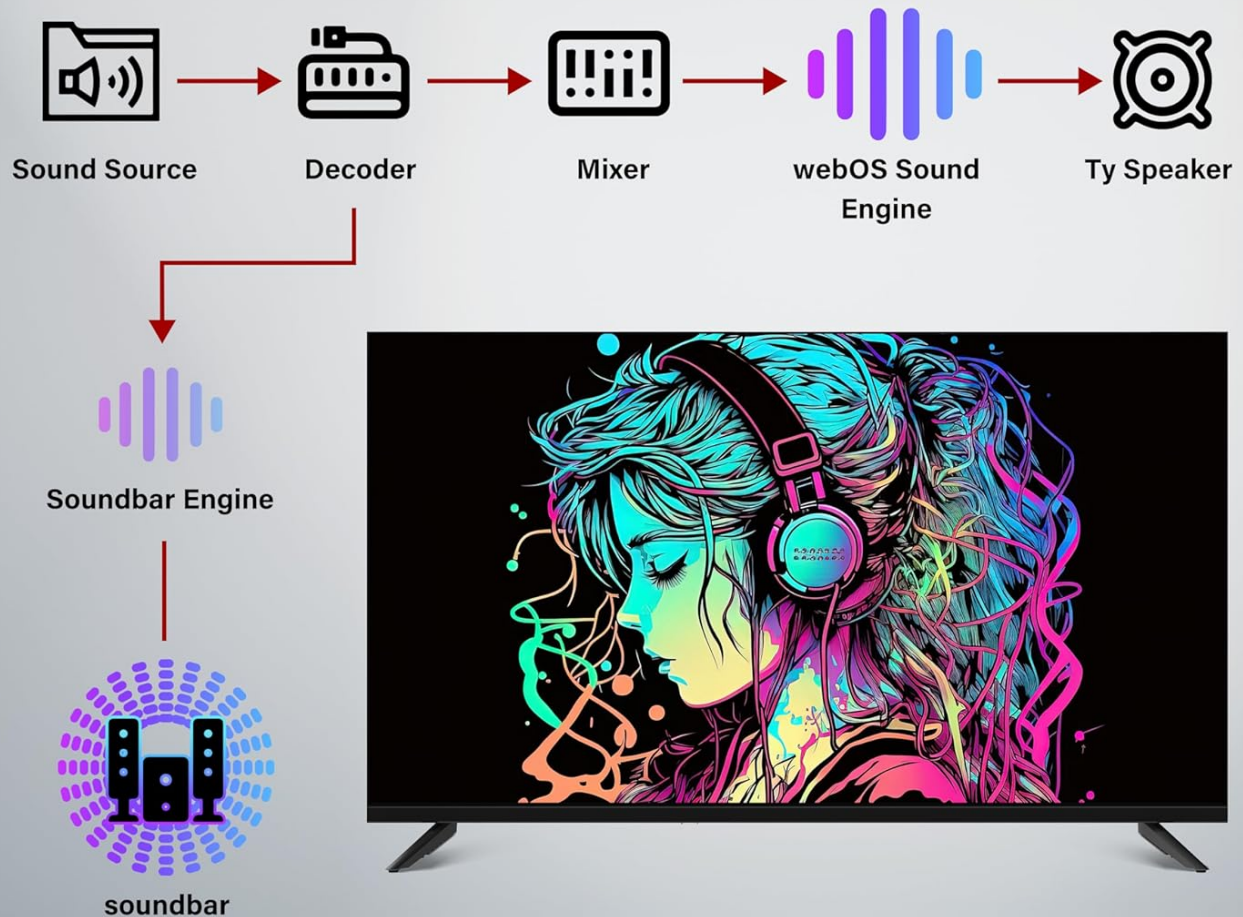
+

Sound Bar

=

High Quality Audio

The rich sound engine in **webOS** processor enables powerful and high-quality sound through the connection with the Sound Bar



Side view of the SANSUI 32 Inch Smart TV, highlighting its thin profile.

Dimensions

Understanding the dimensions is crucial for proper placement and wall mounting.

HD Resolution



SANSUI Remote



WebOS5.0 boasts faster boot-up times and quicker application loading, allowing users to switch between applications and tasks more rapidly.

The television measures approximately 28.31 inches in width, 18.58 inches in height (with stand), and 8.07 inches in depth (with stand).

Connecting Peripherals

The SANSUI Smart TV offers multiple connection options for various devices.



Rear panel connections include USB, Cable/Antenna, HDMI 1, HDMI 2/ARC, HDMI 3, Earphone, AV, Optical, and Ethernet ports.

- **HDMI Ports (3):** Connect gaming consoles (PS5, PS4, PS3, X-Box), Blu-ray players, or other HDMI-enabled devices. HDMI 2 supports ARC for audio return channel functionality.
- **USB Port:** For connecting USB storage devices to play media files.
- **Cable/Antenna Input:** Connect an antenna or cable TV feed.
- **Ethernet Port:** For a wired internet connection.
- **Earphone Output:** For connecting headphones.
- **AV Input:** For connecting older devices using composite video and stereo audio cables.
- **Optical Output:** For connecting to a soundbar or audio receiver for digital audio.


Initial Power-On and Network Setup

After connecting the power cable, press the power button on the remote control. Follow the on-screen instructions to select your language, region, and connect to your Wi-Fi network or use the Ethernet connection.

OPERATING THE TV

Remote Control Functions

The included remote control provides full functionality for navigating your TV's features.



The remote control allows access to all TV functions, including power, volume, channel, input selection, and smart TV navigation.

WebOS 5.0 Smart Features

Your SANSUI TV runs on WebOS 5.0, offering a user-friendly interface for accessing streaming services and applications.



The WebOS 5.0 home screen provides quick access to recent inputs, features, and a wide array of streaming applications like YouTube, Netflix, Disney+, and Prime Video.


- **Streaming Apps:** Directly access popular services such as YouTube, YouTube TV, Netflix, Disney+, Prime Video, and Vudu.
- **Home Entertainment:** The intuitive interface allows for easy navigation between live TV, connected devices, and smart applications.
- **AIPlay Screen Casting:** Supports intelligent recognition for screen casting from compatible devices.

Music Card App

The integrated Music Card App centralizes various music services for a seamless audio experience.

Access all your entertainment in one TV

Watch live TV, play video games, listen to music, and stream movies and episodes.
Watch favorites with subscriptions to Netflix, Prime Video, Disney+, Youtube and Vudu.



The Music Card App integrates services like Spotify and YouTube Music, allowing users to access their favorite audio content and even play music from mobile or USB files.

- Access various music services including Spotify and YouTube Music.
- Play music directly from mobile devices or USB storage.
- Option to turn off the screen while listening to music.

Game Optimizer

Enhance your gaming experience with the built-in Game Optimizer feature.



The Game Optimizer reduces blue light emissions, minimizes input latency, and alleviates screen tearing and video lag for a smoother gaming experience.

- Reduces blue light emissions for eye comfort during extended gaming sessions.
- Minimizes input latency for more responsive gameplay.
- Alleviates screen tearing and video lag for a smoother visual experience.

MAINTENANCE

Proper maintenance ensures the longevity and optimal performance of your SANSUI Smart TV.

- **Screen Cleaning:** Gently wipe the screen with a soft, dry microfiber cloth. For stubborn marks, slightly dampen the cloth with water or a screen-specific cleaning solution (do not spray directly on the screen).
- **Cabinet Cleaning:** Use a soft, dry cloth to clean the TV's cabinet. Avoid using abrasive cleaners or solvents.
- **Ventilation:** Ensure adequate airflow around the TV. Do not block ventilation openings.
- **Power Cord:** Regularly check the power cord for any damage. Unplug the TV during electrical storms or when not in use for extended periods.

TROUBLESHOOTING

This section addresses common issues you might encounter with your SANSUI Smart TV.

Problem	Possible Cause	Solution
No Power	Power cord disconnected; Power outlet issue; Remote control batteries low.	Ensure power cord is securely plugged into TV and outlet. Test outlet with another device. Replace remote control batteries.
No Picture, But Has Sound	Incorrect input source selected; External device issue.	Press the 'Input' or 'Source' button on the remote to select the correct input. Check connections of external devices.
No Sound, But Has Picture	Volume muted or too low; External audio system issue; Audio settings.	Unmute volume or increase level. Check connections to external audio systems. Verify audio output settings in TV menu.
Remote Control Not Working	Batteries depleted or incorrectly inserted; Obstruction between remote and TV; Remote sensor blocked.	Replace batteries, ensuring correct polarity. Remove any obstructions. Ensure TV's remote sensor is not blocked.
Smart Features Not Working	No internet connection; Network settings issue.	Check Wi-Fi or Ethernet connection. Restart router/modem. Reconfigure network settings in TV menu.

SPECIFICATIONS

Detailed technical specifications for the SANSUI 32 Inch WebOS 5.0 Smart TV.

Feature	Specification
Brand	SANSUI
Model Number	32ES5932
Screen Size	32 Inches (82 cm visible diagonal)
Display Technology	LED HD Backlight
Resolution	720p (Max 1366x768)
Refresh Rate	60 Hz
Operating System	WebOS 5.0
Aspect Ratio	16:9
Connectivity Technology	Ethernet, HDMI (x3), RF, USB (x1), Wi-Fi
Special Features	WebOS 5.0, Music Card App, Game Optimizer Advantage, AIPlay Screen Casting




Feature	Specification
Color	Black
Product Dimensions (DxWxH)	8.07" x 28.31" x 18.58"
Item Weight	7.3 Pounds
Voltage	100-240V
Standby Power	<0.5W

WARRANTY AND SUPPORT

For warranty information and technical support, please refer to the warranty card included with your product or visit the official SANSUI website. You may also contact SANSUI customer service directly for assistance with product registration, troubleshooting, or service requests.

SANSUI Official Website: [Visit SANSUI Store on Amazon](#)

Related Documents - 32ES5932

	<p>Sansui AU-101 Stereo Amplifier Service Manual</p> <p>Comprehensive service manual for the Sansui AU-101 stereo amplifier, providing technical specifications, circuit analysis, troubleshooting guides, and maintenance procedures. Includes comparisons to models like the AU-555A.</p>
	<p>SANSUI F55 Language Modification Guide</p> <p>Step-by-step instructions for changing the language settings on the SANSUI F55 Bluetooth Speaker Player to English, detailing button presses and menu navigation.</p>
	<p>Manual de Instrucciones SANSUI SMX55KAUW 55" Smart TV</p> <p>Guía completa de instrucciones para el televisor SANSUI SMX55KAUW de 55 pulgadas, incluyendo instalación, configuración, uso del control remoto, especificaciones y solución de problemas.</p>

	<p>SANSUI SMX32KAHW 32-inch LED TV User Manual</p> <p>Comprehensive user manual for the SANSUI SMX32KAHW 32-inch LED TV, covering setup, operation, safety precautions, remote control functions, settings, and specifications.</p>
	<p>SANSUI SMX40KAFW 40-inch Smart TV Technical Specifications</p> <p>Detailed technical specifications and dimensions for the SANSUI SMX40KAFW 40-inch Smart WebOS TV, including display resolution, audio output, power, and mounting information.</p>
	<p>Manual de Instrucciones SANSUI SMX24VAHW</p> <p>Manual de instrucciones para el televisor SANSUI SMX24VAHW con webOS Hub. Incluye guía de instalación, configuración, uso del control remoto, especificaciones técnicas y precauciones de seguridad.</p>