

[Manuals.plus](#) /

> [LoVinson](#) /

> LoVinson Queen Size Bed Frame with Charging Station and LED Lights Instruction Manual

## LoVinson LEDH05-05-DGR

# LoVinson Queen Size Bed Frame with Charging Station and LED Lights

Model: LEDH05-05-DGR

## INTRODUCTION

---

Thank you for choosing the LoVinson Queen Size Bed Frame. This manual provides essential information for the safe assembly, operation, maintenance, and troubleshooting of your new bed frame. Please read these instructions carefully before assembly and retain them for future reference.

This bed frame features a sturdy metal platform, a 2-tier storage headboard with integrated charging station, and smart RGB LED lighting. It is designed for durability and convenience, providing a comfortable and functional addition to your bedroom.

## IMPORTANT SAFETY INFORMATION

---

- **Weight Limit:** Do not exceed the maximum weight recommendation of 1200 pounds for this bed frame. Exceeding this limit may cause structural damage and potential injury.
- **Assembly:** Ensure all components are securely fastened according to the assembly instructions. Loose connections can lead to instability and injury.
- **Electrical Components:** The integrated charging station and LED lights contain electrical components. Do not attempt to modify or repair these components. If any electrical issues arise, discontinue use and contact customer support. Ensure the power cord is not pinched or damaged during assembly or use.
- **Sharp Edges:** Be cautious of sharp edges and metal parts during assembly and handling to prevent cuts or scrapes.
- **Placement:** Place the bed frame on a flat, stable surface. Uneven surfaces can compromise stability.
- **Children:** Keep small parts and packaging materials away from children during assembly to prevent choking hazards.

## SETUP AND ASSEMBLY

---

The LoVinson bed frame is designed for easy assembly, typically taking approximately 45 minutes. All necessary accessories and clear installation instructions are included in the packaging. It is recommended to assemble the bed frame with at least two people.

## Key Assembly Features:

- **Snap-in Design:** Many components feature a snap-in design for quick and secure connections.
- **Reinforced Structure:** The frame includes extra connected boards and screws for enhanced stability.
- **Noise-Free Design:** A mute sponge bar is integrated into the middle beam to prevent friction between metal components, ensuring a quiet sleeping environment.

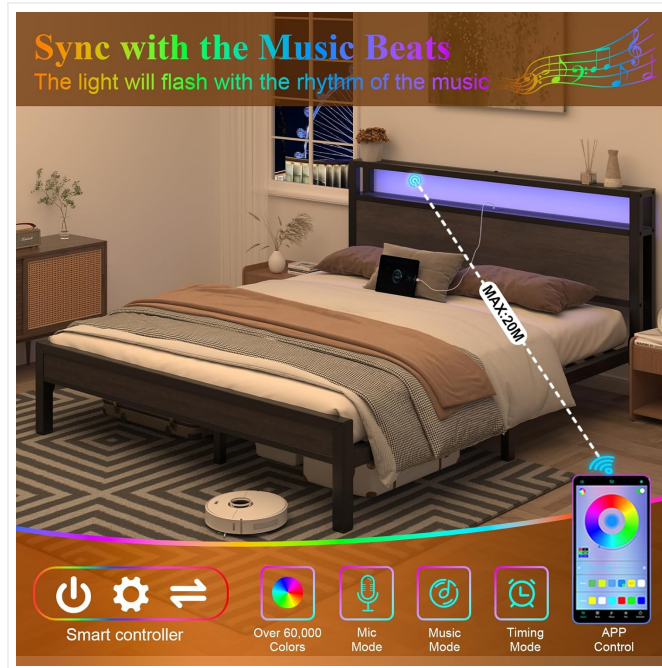


Figure 1: Queen Size Bed Frame Dimensions (86.8"L x 60.4"W x 42.5"H)



Figure 2: Detail of Snap-in Easy Assembly and Anti-squeak EVA Foam




Figure 3: Upgraded Connection Points for Enhanced Stability

## OPERATING INSTRUCTIONS

### Smart RGB LED Lighting:

The bed frame is equipped with an RGB LED light strip located within the headboard. This lighting system offers extensive customization options:

- **Control:** The LED lights can be controlled via a physical key controller or a dedicated mobile application.
- **Color Options:** Choose from over 60,000 colors to match your preference.
- **Modes:** Explore various modes including Style Mode, Music Mode (lights react to sound), Microphone Mode, and Timer Function.
- **Adjustments:** Freely adjust brightness, color, and mode settings.



Figure 4: LED Lights in Operation




Figure 5: LED Light Control Options (Key and App)

### Storage Headboard with Charging Station:

The 2-tier storage headboard includes a built-in charging station for convenient power access:

- **Power Outlets:** Two standard 125V/12A sockets are available.
- **USB Ports:** One USB port (5V/2A) and one Type-C port (5V/2A) are provided for charging mobile devices.
- **Storage:** The two tiers offer space for small items such as phones, glasses, books, and decorative items.



Figure 6: Integrated Charging Station



Figure 7: 2-Tier Storage Shelf

### Under-Bed Storage:

The bed frame provides ample under-bed clearance of 10.4 inches, suitable for storing luggage, shoe boxes, and other containers. This space also allows for easy access for sweeping robots.



Figure 8: Under-Bed Storage Clearance

### Official Product Video:

Video 1: Official product video demonstrating the LoVinson LED Bed Frame with Charging Station, highlighting its features and usage.

## MAINTENANCE

- **Cleaning:** Wipe the bed frame surfaces with a dry cloth. Avoid using harsh chemicals or abrasive cleaners that may damage the finish.

- **Structural Integrity:** Periodically check all bolts and screws to ensure they remain tight. Re-tighten as necessary to maintain stability and prevent squeaks.
- **Electrical Components:** Keep the charging station and LED light strip free from dust and debris. Do not expose electrical components to liquids.
- **Finish Protection:** The metal frame features an electrostatic spray coating and high-temperature baking finish for scratch and rust resistance. The headboard and footboard are treated with a waterproof, scratch-resistant coating.



Figure 9: Mute Sponge Bar for Noise-Free Operation



Figure 10: Floor Protectors for Anti-Slip and Anti-Scratch Functionality

## TROUBLESHOOTING

Problem	Possible Cause	Solution
Bed frame squeaks	Loose connections; friction between metal parts.	Ensure all bolts and screws are tightened. Check the mute sponge bar on the middle beam for proper placement.
LED lights not working	Power connection issue; controller malfunction.	Check if the power cord is securely plugged into an outlet and the light strip. Verify the key controller or mobile app settings. If issues persist, contact customer support.
Charging station not providing power	Power connection issue; device compatibility; station malfunction.	Ensure the bed frame's main power cord is connected. Test with different devices and cables. If no power, contact customer support.
LED lights emit buzzing noise	Electrical interference or component issue.	Try adjusting brightness or color settings. If the buzzing persists and is bothersome, consider discontinuing use of the LED lights and contact customer support for assistance.

## SPECIFICATIONS

Feature	Detail
Size	Queen

Feature	Detail
Material	Metal frame, Wood headboard
Product Dimensions (L x W x H)	86.8" x 60.4" x 42.5"
Style	Modern
Special Features	Squeak Resistant, RGB LED Lights, 2-Tier Storage Headboard, Built-in Charging Station
Included Components	Bed Frame, Headboard, Charging Station, LED Light Kit
Brand Name	LoVinson
Model Number	LEDH05-05-DGR
Unit Count	1.0 Count
Product Care Instructions	Wipe with Dry Cloth
Required Assembly	Yes
Color	Grey
Maximum Weight Recommendation	1200 Pounds
Item Weight	61.7 Pounds
Ground To Item Distance	10.4 Inches
Charging Station Output	2x AC 125V/12A, 1x USB 5V/2A, 1x Type-C 5V/2A

## WARRANTY INFORMATION

---

Specific warranty details for the LoVinson Queen Size Bed Frame are typically provided at the point of purchase or within the product packaging. Please refer to your purchase documentation or contact the seller directly for comprehensive warranty information.

## CUSTOMER SUPPORT

---

For any questions, concerns, or assistance with your LoVinson bed frame, please contact the manufacturer or seller. You can visit the official LoVinson store for more information and support:

[LoVinson Official Store](#)