

## Manuals+

[Q & A](#) | [Deep Search](#) | [Upload](#)

[manuals.plus](#) /

- › [Citizen](#) /
- › [Citizen CB0220-85E World Time Radio Controlled Eco-Drive Watch User Manual](#)

### Citizen CB0220-85E

# Citizen CB0220-85E World Time Radio Controlled Eco-Drive Watch User Manual

Model: CB0220-85E

## INTRODUCTION

Thank you for choosing the Citizen CB0220-85E World Time Radio Controlled Eco-Drive Watch. This timepiece combines advanced technology with elegant design, offering features such as Eco-Drive light-powered movement, radio-controlled time synchronization, world time functionality for multiple cities, and a perpetual calendar. This manual provides essential instructions for setting up, operating, and maintaining your watch to ensure optimal performance and longevity.



**Image Description:** A clear front view of the Citizen CB0220-85E men's watch. It features a black dial with luminous hands and markers, a date indicator at 3 o'clock, and a red second hand. The outer ring of the dial displays various world cities for the world time function. The watch has a polished silver-tone stainless steel case and a matching three-link bracelet.

## SETUP

---

### 1. Initial Charging (Eco-Drive)

Your Citizen Eco-Drive watch is powered by light. Before initial use, or if the watch has stopped, ensure it is fully charged. Expose the watch dial to direct sunlight or bright artificial light for several hours. The second hand may move in two-second intervals when the power reserve is low, indicating a need for charging.

### 2. Setting the Time Zone and Receiving Radio Signal

The CB0220-85E automatically synchronizes with atomic clock signals. To set your home city and initiate signal reception:

1. Pull the crown out to the first position. The second hand will point to the currently selected city.
2. Rotate the crown to select your desired home city (time zone) from the cities listed on the dial.
3. Push the crown back in. The watch will attempt to receive the radio signal for the selected time zone. This process can take several minutes. Ensure the watch is placed near a window or in an open area for better reception.
4. The second hand will indicate the success or failure of the reception. Refer to the full instruction manual for specific indications.

### 3. Checking Reception Result

To check the last reception result, press and release the lower button (at 4 o'clock). The second hand will indicate 'RX' (reception successful) or 'NO' (reception failed).

## OPERATING

---

### 1. Basic Timekeeping

Once set up, your watch will display the current time and date for your selected home city. The perpetual calendar automatically adjusts for month lengths and leap years.

### 2. Using World Time Function

To view the time in a different city:

1. Pull the crown out to the first position.
2. Rotate the crown to select the desired world city. The hour and minute hands will adjust to display the time in that city.
3. Push the crown back in to return to normal timekeeping for your home city.

### 3. Manual Time Adjustment (If Radio Signal Unavailable)

In areas where radio signal reception is not possible, you can manually set the time and date. Refer to the comprehensive Citizen instruction manual for detailed steps on manual adjustment.



**Image Description:** The reverse side of the Citizen CB0220-85E watch, highlighting the stainless steel case back. Engravings include the "CITIZEN ECO-DRIVE" logo, "RADIO CONTROLLED," and other model-specific details. The watch's bracelet is also visible, showing its clasp mechanism.

## MAINTENANCE

---

### 1. Cleaning

Wipe the watch regularly with a soft, dry cloth to remove dust and smudges. For metal bracelets, a soft brush and mild soapy water can be used, followed by thorough rinsing and drying. Ensure the crown is pushed in before cleaning with water.

### 2. Charging

To maintain optimal performance, expose your Eco-Drive watch to light regularly. Avoid prolonged storage in dark places, which can deplete the power reserve.

### 3. Water Resistance

While your watch is water-resistant, avoid operating the crown or buttons underwater. Always ensure the crown is fully pushed in to maintain water resistance. Refer to the markings on the case back for specific water resistance ratings.

## TROUBLESHOOTING

---

- **Watch Not Running:** Ensure the watch is adequately charged by exposing it to bright light for several hours. If the second hand moves in two-second intervals, it indicates low power.
- **Incorrect Time/Date:** Check if the home city is correctly set. Attempt manual radio signal reception or manually adjust the time if you are in an area with no signal.
- **Radio Signal Reception Issues:** Ensure the watch is placed in an open area, preferably near a window, away from electronic devices that may cause interference. Try initiating reception at night, as signal strength can be better.
- **Date Not Changing Correctly:** The perpetual calendar should handle date changes automatically. If the date is incorrect,

ensure the watch is fully charged and the home city is correctly set. A full reset and re-setting of the watch might be necessary.

For more detailed troubleshooting, please consult the full instruction manual provided with your watch or visit the official Citizen website.

SPECIFICATIONS

Model Number	CB0220-85E
Movement Type	Eco-Drive (Light-Powered)
Functions	World Time, Radio Controlled Timekeeping, Perpetual Calendar, Date Indicator
Case Material	Stainless Steel
Band Material	Stainless Steel Bracelet
Manufacturer	Citizen

WARRANTY AND SUPPORT







Your Citizen CB0220-85E watch is covered by a manufacturer's warranty. For detailed information regarding warranty terms, conditions, and duration, please refer to the warranty card included with your purchase or visit the official Citizen website. For customer support, service, or to locate an authorized service center, please visit the official Citizen website:[Citizen Official Support](#).



**Image Description:** The product packaging for the Citizen watch, featuring a two-tone box with a white lid and a textured black base. The "CITIZEN" logo is prominently displayed on the lid.



Related Documents - CB0220-85E

	<p><a href="#">Citizen H864 Eco-Drive Radio-Controlled Watch Instruction Manual</a></p> <p>This manual provides comprehensive instructions for operating and maintaining the Citizen H864 Eco-Drive radio-controlled watch, covering features, setup, charging, troubleshooting, and specifications.</p>
	<p><a href="#">Citizen Eco-Drive Watch Instruction Manual - Features, Operation, and Care</a></p> <p>Comprehensive instruction manual for Citizen Eco-Drive watches, covering features, charging, time setting, chronograph functions, water resistance, safety precautions, and troubleshooting. Learn how to operate and maintain your Citizen watch.</p>
	<p><a href="#">Citizen Eco-Drive Watch Instruction Manual</a></p> <p>Explore the comprehensive instruction manual for Citizen Eco-Drive watches, detailing features like radio-controlled timekeeping, world time, chronograph, and perpetual calendar. Learn about proper use, charging via light, safety precautions, and maintenance for your Citizen Eco-Drive timepiece.</p>
	<p><a href="#">Citizen Eco-Drive Radio Controlled Watch User Manual</a></p> <p>Comprehensive user manual for Citizen Eco-Drive radio-controlled watches, detailing features like World Time, Eco-Drive technology, Perfex, and Perpetual Calendar. Includes instructions on checking power reserve, time signal reception, setting world time, and safety precautions.</p>
	<p><a href="#">Citizen Eco-Drive Watch Instruction Manual</a></p> <p>Comprehensive instruction manual for Citizen Eco-Drive watches, covering features, operation, time setting, alarm, time signal reception, troubleshooting, and maintenance. Learn how to use your Citizen Eco-Drive radio-controlled watch with perpetual calendar and world time functions.</p>
	<p><a href="#">Citizen Eco-Drive Watch Instruction Manual</a></p> <p>Comprehensive instruction manual for Citizen Eco-Drive watches, covering features, operation, time setting, alarm, time signal reception, troubleshooting, and maintenance. Learn how to use your Citizen Eco-Drive radio-controlled watch with perpetual calendar and world time functions.</p>