

Manuals+

[Q & A](#) | [Deep Search](#) | [Upload](#)

[manuals.plus](#) /

› [Yaheetech](#) /

› [Yaheetech 36" H Extra Tall Freestanding Pet Gate 3-Panel Wooden Dog Fence with 2 Support Feet Folding Dog Gate for Indoor, Stairs, Doorways, Halls, Kitchen Wooden Pet Barrier Espresso, 60" L x 36" H](#)

Yaheetech 592643 Espresso(3pcs)

Yaheetech 36" H Extra Tall Freestanding Pet Gate

MODEL: 592643 ESPRESSO(3PCS)

User Instruction Manual

Introduction

Thank you for choosing the Yaheetech 36" H Extra Tall Freestanding Pet Gate. This 3-panel wooden dog fence is designed to provide a safe and secure barrier for your pets within your home. Its freestanding and foldable design offers versatility and ease of use in various indoor settings such as doorways, hallways, and staircases. Please read this manual carefully before setup and operation to ensure proper use and longevity of your product.

Key Features

- **3-Panel Pet Gate:** Constructed from 18mm thickened MDF boards, forming a durable wooden frame to securely confine pets.
- **Adjustable & Flexible:** Portable design suitable for indoor and outdoor use, allowing customization of gate width to fit various entryways.
- **Stylish Look:** Espresso-colored MDF with clean lines, designed to complement home decor.
- **Flexible Folding:** Features 360° rotate hinges for configuration into different shapes (Z, Straight, Square, U) and easy storage when not in use.
- **Versatile Placement:** Can be placed in doorways, entryways, halls, bedrooms, and staircases. Includes two support feet with EVA foam padding for stability and floor protection.

Freestanding Wooden Fence

Make Your life Comfortable



SPECIFICATIONS



A perfect addition to the home style



The hinges can be adjusted in any direction



Double support feet for increased stability



Footpads provide floor protection

Detailed view of the gate's construction, highlighting the flexible hinges, support feet, and protective footpads.


Specifications

Attribute	Value
Brand	Yaheetech
Model Name	592643 Espresso(3pcs)
Material	MDF, Iron
Color	Espresso
Product Dimensions	60" W x 36" H
Item Weight	19.55 Pounds

Mounting Type	Freestanding
Target Species	Dog
Number of Items	1

Specifications:

Materials: MDF, Iron
Item Weight: 19.6 lb



Suitable for small / medium / large-size dogs

Product dimensions and suitability for small, medium, and large-sized dogs.

Setup Instructions

- 1. Unpack the Gate:** Carefully remove the pet gate from its packaging. No assembly is required as the gate comes pre-assembled.
- 2. Unfold the Panels:** Gently unfold the panels to your desired configuration. The 360° rotating hinges allow for flexible shaping.
- 3. Attach Support Feet:** If not already attached, slide the two support feet onto the bottom of the end panels. Ensure they are securely in place to provide maximum stability. The EVA foam padding on the feet protects your floors.

4. **Position the Gate:** Place the gate in the desired location, such as a doorway, hallway, or in front of stairs. Adjust the panels to create the necessary barrier width and shape (e.g., Z-shape, straight, U-shape, square).
5. **Ensure Stability:** Confirm that the gate is stable and cannot be easily pushed over by your pet. The support feet are crucial for freestanding stability.



The gate features a foldable design for easy storage when not in use.

Operating Instructions

The Yaheetech pet gate is designed for simple and flexible operation.

- **Adjusting Shape:** Utilize the 360° rotating hinges to configure the gate into various shapes to suit your space. Common configurations include:
 - **Z-Shape:** Ideal for wider openings or creating a freestanding barrier.
 - **Straight Shape:** Suitable for blocking off a direct path.
 - **U-Shape or Square Shape:** Can be used to create an enclosed area for your pet.

- **Placement:** Position the gate to block access to restricted areas such as kitchens, stairs, or specific rooms. Ensure the gate is stable and secure in its chosen configuration.
- **Moving the Gate:** Due to its freestanding nature, the gate can be easily moved to different locations as needed. Always lift and reposition rather than dragging to prevent damage to the gate or your floors.



The 360-degree adjustable hinges allow for multiple configurations.



Example of the pet gate used to block access to a staircase.

Maintenance

Proper care will ensure the longevity and appearance of your pet gate.

- **Cleaning:** Wipe the wooden surfaces with a soft, damp cloth. Avoid using abrasive cleaners or harsh chemicals, as these can damage the finish.
- **Drying:** Ensure the gate is thoroughly dry after cleaning to prevent moisture damage to the wood.
- **Hinge Care:** Periodically check the hinges for smooth operation. If they become stiff, a small amount of silicone-based lubricant can be applied.
- **Footpad Inspection:** Regularly inspect the EVA foam padding on the support feet to ensure they are intact and continue to protect your floors. Replace if worn.
- **Storage:** When not in use, fold the gate flat for compact storage in a dry place, away from extreme temperatures or humidity.

Troubleshooting

If you encounter any issues with your Yaheetech pet gate, please consider the following:

- **Gate Instability:** Ensure the support feet are properly attached and positioned. Adjust the gate panels to create a more stable configuration (e.g., a wider Z-shape). Place the gate on a flat, even surface.
- **Hinges Stiff:** Apply a small amount of silicone lubricant to the hinges if they are difficult to adjust.
- **Damage:** If any part of the gate is damaged, discontinue use and contact customer support for assistance.

Customer Support




For further assistance, product inquiries, or warranty information, please contact Yaheetech customer service through their official website or the retailer where the product was purchased. Please have your model number (592643 Espresso(3pcs)) and purchase details ready when contacting support.

Visit the [Yaheetech Store](#) for more products and information.



© 2024 Yaheetech. All rights reserved.

Related Documents - 592643 Espresso(3pcs)

<div><div>591290</div><div></div><div><p>1. Please read this instruction manual carefully before assembly.</p><p>2. This is a heavy-duty pet playpen. It is not intended for use as a cage or for housing small animals.</p><p>3. The playpen is made of high-quality metal mesh and is designed to be durable and safe for your pet.</p><p>4. The playpen is easy to assemble and disassemble. It can be used in a variety of settings.</p><p>5. The playpen is suitable for use in indoor and outdoor environments.</p></div></div>	<p>Yaheetech Pet Playpen 591290 - Assembly Instructions</p> <p>Detailed assembly instructions for the Yaheetech 591290 pet playpen. Includes multilingual guidance and safety information for setup.</p>
<div><div>593136</div><div></div><div><p>1. Please read this instruction manual carefully before assembly.</p><p>2. This is a heavy-duty pet playpen. It is not intended for use as a cage or for housing small animals.</p><p>3. The playpen is made of high-quality metal mesh and is designed to be durable and safe for your pet.</p><p>4. The playpen is easy to assemble and disassemble. It can be used in a variety of settings.</p><p>5. The playpen is suitable for use in indoor and outdoor environments.</p></div></div>	<p>Yaheetech 593136 Pet Playpen Assembly and Care Instructions</p> <p>Detailed assembly, care, and safety instructions for the Yaheetech 593136 pet playpen. Includes multilingual guidance and product information.</p>
<div><div>614097</div><div></div><div><p>1. Please read this instruction manual carefully before assembly.</p><p>2. This is a heavy-duty pet crate. It is not intended for use as a cage or for housing small animals.</p><p>3. The crate is made of high-quality metal mesh and is designed to be durable and safe for your pet.</p><p>4. The crate is easy to assemble and disassemble. It can be used in a variety of settings.</p><p>5. The crate is suitable for use in indoor and outdoor environments.</p></div></div>	<p>Yaheetech 614097 Stackable Dog Crate with Divider - Installation Manual</p> <p>Detailed installation manual for the Yaheetech 614097 stackable dog crate. Provides step-by-step assembly instructions, parts list, and important safety information for setting up your heavy-duty pet cage.</p>

