

Brook Wingman XB 3

Brook Wingman XB 3 Converter - Instruction Manual

Model: Wingman XB 3

Brand: Brook

INTRODUCTION

The Brook Wingman XB 3 Converter is a versatile wireless adapter designed to enhance your gaming experience across multiple platforms. It allows you to use a wide range of controllers, including those from PlayStation, Nintendo Switch, and various Xbox models, on your Xbox Series X/S, Xbox One, and PC. This manual provides essential information on setting up, operating, and maintaining your Wingman XB 3 Converter.

KEY FEATURES

- **Wide Compatibility:** Supports over 135 controllers, including Xbox Series X/S, Xbox One, Elite Series 2, PS5/PS4/PS3, and Switch Pro controllers.
- **Multi-Platform Support:** Compatible with Xbox Series X/S, Xbox One, and PC (X-Input).
- **Wireless and Wired Connectivity:** Supports both wireless and USB wired connections for various controllers.
- **Customizable Controls:** Features 5 levels of adjustable turbo buttons and button remapping capabilities.
- **Compact Design:** Small and portable USB dongle for easy transport and setup.

PACKAGE CONTENTS

- Wingman XB 3 Converter x 1
- User Guide x 1
- Brook Keychain x 1



Image: The Wingman XB 3 Converter, its retail packaging, and included Brook keychain.

SETUP

Connecting the Wingman XB 3

1. Insert the Wingman XB 3 Converter into an available USB port on your Xbox Series X/S, Xbox One console, or PC.
2. The LED indicator on the converter will begin to flash, indicating it is ready for pairing.
3. For wireless controllers, follow the pairing instructions specific to your controller model. Typically, this involves pressing the pairing button on your controller and the Wingman XB 3 simultaneously until a stable connection is established.
4. For wired controllers, simply connect your controller to the USB port on the Wingman XB 3 Converter using a compatible USB cable.



5-Level Turbo

Empower your every weapon.
Win your every battle with the 5-level
Turbo function.



Image: The Wingman XB 3 Converter connected to a gaming console, ready for use.

Firmware Updates

It is highly recommended to regularly check for and install the latest firmware updates for your Wingman XB 3 Converter. Firmware updates often include performance improvements, bug fixes, and expanded controller compatibility. Visit the official Brook website for the latest firmware and update instructions.

Your browser does not support the video tag.

Video: An overview of the Wingman XB 3 converter, demonstrating its features and compatibility. This video is provided by the seller, Brook Gaming US.

COMPATIBILITY

The Wingman XB 3 Converter offers extensive compatibility with a wide range of gaming controllers and consoles. Below is a summary of supported devices:

Supported Consoles/Platforms:

- Xbox Series X/S

- Xbox One
- PC (X-Input)

Supported Controllers (Wireless):

- Xbox Series X/S Controllers
- Xbox One Controllers
- Xbox Elite Series 2 Controllers
- PlayStation 5 (PS5) DualSense Controllers
- PlayStation 4 (PS4) DualShock 4 Controllers
- PlayStation 3 (PS3) DualShock 3 Controllers
- Nintendo Switch Pro Controllers

Supported Controllers (USB Wired):

- Xbox Series X/S Controllers
- Xbox One Controllers
- Xbox Elite 1 & 2 Controllers
- Fighting Sticks (XB 1/XB 360, PS4/PS3, Switch)
- Xbox Adaptive Controller
- SEGA Astro City Mini & MEGA Drive Mini controllers

For a complete and updated list of compatible controllers, please refer to the official Brook website.

135+
Controllers



XB X|S, XB 1
PC (X-Input)

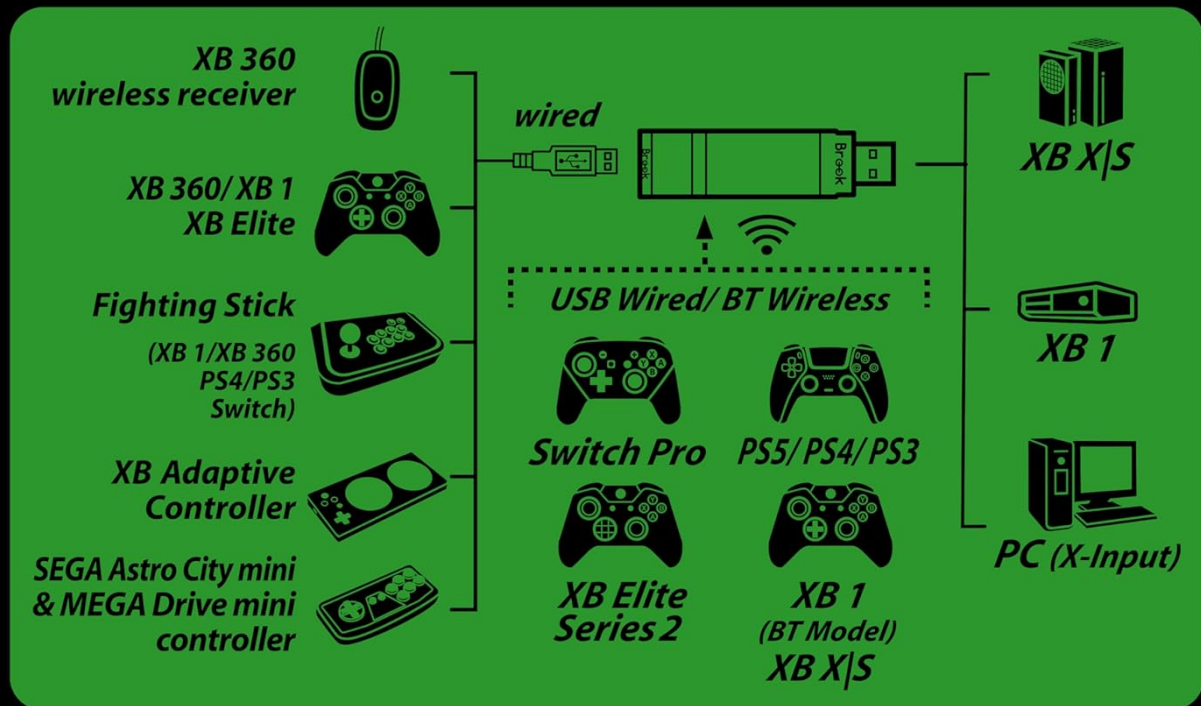


Image: A visual representation of the Wingman XB 3's extensive compatibility with different gaming systems and controllers.



Support **XB X|S & XB1** console & PC

Wingman XB 3 supports Xbox modern consoles.
Let Brook be your partner on the way becoming a hero.

Image: An array of different controllers, including Xbox, PlayStation, and Switch Pro, highlighting the broad compatibility of the Wingman XB 3.

OPERATING INSTRUCTIONS

Button Remapping

The Wingman XB 3 allows you to remap buttons on your connected controller to suit your preferred gaming style. Specific instructions for button remapping can be found on the official Brook website or in the detailed user guide included in your package. This feature provides flexibility for different game genres and personal preferences.



Remap Your Own Way

Your right to remap the buttons to shape your own gaming style.

Image: A visual representation of the button remapping functionality, emphasizing user customization.

Turbo Function

The Wingman XB 3 features a 5-level adjustable turbo function, allowing for rapid, repeated button presses. This can be particularly useful in games requiring quick inputs. Refer to the detailed user guide or the official Brook website for instructions on how to activate and adjust the turbo levels for specific buttons.



Image: A graphic illustrating the five adjustable levels of the turbo function, designed for enhanced rapid input.

MAINTENANCE

To ensure the longevity and optimal performance of your Wingman XB 3 Converter, follow these maintenance guidelines:

- **Cleaning:** Use a soft, dry cloth to clean the converter. Avoid using liquid cleaners or abrasive materials.
- **Storage:** Store the converter in a cool, dry place away from direct sunlight and extreme temperatures when not in use.
- **Handling:** Avoid dropping the converter or subjecting it to strong impacts. Always insert and remove it gently from USB ports.
- **Firmware:** As mentioned in the Setup section, regularly check the official Brook website for the latest firmware updates to ensure the best performance and compatibility.

TROUBLESHOOTING

If you encounter issues with your Wingman XB 3 Converter, please refer to the following common troubleshooting steps:

- **No Connection/Frequent Disconnects:**
 - Ensure the Wingman XB 3 is securely plugged into the USB port.
 - Try a different USB port on your console or PC.
 - Verify that your controller is fully charged (if wireless).
 - Update the Wingman XB 3 firmware to the latest version from the Brook website.
 - Ensure your controller's firmware is also up to date.
 - If using a wired connection, try a different USB cable.
- **Input Lag or Incorrect Joystick Sensitivity:**
 - Ensure the Wingman XB 3 firmware is updated. Some issues with joystick range or sensitivity can be resolved with firmware updates.
 - Test with a different controller to determine if the issue is with the converter or the controller itself.
 - Check game settings for controller calibration or sensitivity options.
- **Controller Not Recognized:**
 - Confirm your controller model is listed as compatible on the official Brook website.
 - Perform a firmware update on the Wingman XB 3.
 - Try re-pairing the controller with the converter.

For more detailed troubleshooting guides or specific issues, please visit the official Brook support page.

SPECIFICATIONS







Feature	Detail
Product Dimensions	3.03 x 0.79 x 0.51 inches
Item Weight	0.473 ounces
Model Number	Wingman XB 3
Compatible Devices	XB Series X/S, XB One, PC, PS5, PS4, PS3, Switch Pro
Specific Uses	Xbox, PC
Connector Type	USB Type B
Color	Black
Manufacturer	Brook

WARRANTY AND SUPPORT

The Brook Wingman XB 3 Converter comes with a manufacturer's warranty. For detailed information regarding warranty coverage, terms, and conditions, please refer to the warranty card included in your product packaging or visit the official Brook website.

For technical support, frequently asked questions, and additional resources, please visit the Brook support portal on their official website. You can also find contact information for customer service there.

Related Documents - Wingman XB 3

	<p>Brook Wingman XE 2 Converter User Guide</p> <p>User guide for the Brook Wingman XE 2, a controller converter adapter compatible with PlayStation, Nintendo Switch, and PC. Learn about setup, firmware updates, Turbo, and Remap functions.</p>
	<p>Brook Wingman NS Lite Converter User Guide</p> <p>This guide provides instructions for using the Brook Wingman NS Lite Converter, a wireless controller adapter for Nintendo Switch, Switch OLED, Switch Lite, and PC. It details connection steps, LED indicators, wireless pairing, and advanced features like Turbo and Button Remap settings for various controllers including Xbox, PlayStation, and Switch Pro.</p>
	<p>Brook Wingman PS2 Converter User Manual</p> <p>Comprehensive user manual for the Brook Wingman PS2 Converter, detailing connection, LED display, button mapping, turbo function, remapping, and input mode switching for various game consoles and controllers.</p>
	<p>Brook Wingman FGC 2 User Guide</p> <p>Comprehensive user guide for the Brook Wingman FGC 2, covering firmware updates, product usage, software settings, and troubleshooting. Includes multi-language support.</p>
	<p>Brook Wingman FGC 2 User Guide</p> <p>A comprehensive user guide for the Brook Wingman FGC 2, covering firmware updates, product usage, software settings, and manual configurations. Learn how to enhance your gaming experience with this versatile converter.</p>
	<p>Brook Wingman PS2 Controller Converter User Manual</p> <p>This user manual provides comprehensive instructions for the Brook Wingman PS2 controller converter. It covers connection diagrams, LED status indicators, button mapping for various consoles (PS, Xbox, Switch), turbo function settings, button remapping, and input mode switching between PS Classic and X-Input.</p>

