

RORRY D2-10000

RORRY Portable Charger User Manual

Model: D2-10000

1. INTRODUCTION

Thank you for choosing the RORRY Portable Charger, Model D2-10000. This compact and versatile power bank is designed to keep your devices charged on the go, featuring built-in cables for iPhone and USB-C devices, as well as a magnetic charger for Apple Watch. Please read this manual carefully to ensure proper use and maintenance of your device.

2. SAFETY INFORMATION

To ensure safe operation and prevent damage, please observe the following safety guidelines:

- Do not expose the device to extreme temperatures (above 60°C / 140°F or below -10°C / 14°F), direct sunlight, or high humidity.
- Avoid dropping, impacting, or disassembling the device. Internal components are sensitive.
- Keep the device away from water and other liquids.
- Do not use the device if it is damaged, swollen, or leaking.
- Use only certified charging cables and adapters for recharging the power bank.
- Keep out of reach of children.
- The device features a multi-protection smart chip to guard against short circuits, overheating, overcharging, overvoltage, and overcurrent.

3. PRODUCT OVERVIEW AND FEATURES

The RORRY Portable Charger is designed for convenience and efficiency. Below are its key features:

- **All-in-One Charging Solution:** Equipped with integrated USB-C and iOS cables, plus a magnetic wireless charger for Apple Watch.
- **Wide Compatibility:** Supports iPhone 16/15/14/13/12/11/XS/XR/SE/Pro/Pro Max, Apple Watch Ultra 2/Ultra/10/9/8/7/6/SE/5/4/3/2, AirPods, and other USB-C devices.
- **PD 20W Fast Charging:** Delivers rapid charging speeds, capable of charging an iPhone 16 Pro to 56% in approximately 30 minutes.
- **High Capacity:** 10000mAh battery provides multiple charges for your devices (e.g., up to 2 full charges for iPhone 15 Pro or 14-16 charges for Apple Watch Series 9).

- **Portable Design:** Compact and lightweight (approx. 207g / 7.3oz, dimensions 11 x 7.2 x 2.1 cm / 4.33" x 2.83" x 0.83"), with a convenient hanging loop for easy transport.
- **Durable Construction:** Features a premium drop-resistant structure and PC hard shell, with integrated cables tested for over 10,000 bends.



Image: The RORRY Portable Charger in black, demonstrating its ability to wirelessly charge an Apple Watch while also showing its compact design and integrated cables.

All-in-One



Built-in C/L Cable



Keychain



Charger for iWatch

Image: A hand holding the RORRY Portable Charger, highlighting its "All-in-One" design with close-ups of the built-in C/L cables, keychain loop, and the magnetic charger for iWatch.

Universal Compatibility

For iPhone



iPhone 16/Plus/Pro/Pro Max/e iPhone 15~11Pro/Pro Max/XR



Others



AirPods/AirPods Pro

For Apple Watch



Apple Watch Ultra 2/Ultra



Apple Watch Series 1~10



Galaxy



Image: A visual representation of the RORRY Portable Charger's universal compatibility, showing it charging an iPhone, an Apple Watch, and other devices like AirPods and Galaxy phones simultaneously.

Portable Keychain



Image: Two images demonstrating the portability of the RORRY Portable Charger, one showing it attached to a backpack via its keychain loop, and another showing its compact size (4.33" x 2.83" x 0.83") and weight (207g / 7.3oz).

4. SETUP

Before first use, it is recommended to fully charge your RORRY Portable Charger.

4.1 Initial Charging of the Power Bank

1. Locate the USB-C input port on the side of the power bank.
2. Connect a USB-C charging cable (not included) to the power bank's input port.
3. Connect the other end of the USB-C cable to a compatible USB wall adapter (e.g., 5V/2A or higher).
4. The LED indicators on the power bank will illuminate to show the charging progress. A full charge is indicated when all four LEDs are solid.
5. Charging the power bank fully takes approximately 3.5 hours.

10000mAh Large Capacity



Image: An infographic detailing the 10000mAh capacity, showing that it provides 2.1 charges for an iPhone 16 Pro and 14-16 charges for an Apple Watch S9. It also indicates that the power bank itself takes 3.5 hours to fully recharge.

5. OPERATING INSTRUCTIONS

The RORRY Portable Charger allows you to charge multiple devices simultaneously.

5.1 Charging Mobile Phones and Tablets

- **Using the Built-in iOS Cable:** Pull out the integrated iOS cable and connect it to your iPhone or other compatible Apple device.
- **Using the Built-in USB-C Cable:** Pull out the integrated USB-C cable and connect it to your Android phone, tablet, or other USB-C compatible device.
- **Using the USB-C Output Port:** For devices requiring a different cable, use your own USB-C to USB-C or USB-C to Lightning cable and connect it to the power bank's USB-C port (which functions as both input and output).
- Charging will begin automatically. The LED indicators will show the remaining battery level of the power bank.

5.2 Charging Apple Watch

- Place your Apple Watch directly onto the magnetic charging pad located on the top surface of the power bank.
- Ensure the watch is properly aligned for optimal charging. The watch screen will indicate charging status.
- A full charge for Apple Watch Series 9 takes approximately 1.2 hours.

5.3 LED Indicators

The four LED lights on the power bank indicate the remaining battery capacity:

- **4 LEDs Solid:** 75% - 100% capacity
- **3 LEDs Solid:** 50% - 75% capacity
- **2 LEDs Solid:** 25% - 50% capacity
- **1 LED Solid:** 0% - 25% capacity (recharge soon)
- **Flashing LEDs:** Indicates the power bank is being recharged.

Faster Than Ever

*Fully charge iPhone 16 Pro in 1.5h

*Fully charge Apple Watch 9 in 1.2h



Image: An illustration highlighting the fast charging capabilities, showing an iPhone 16 Pro charging to 75% and an Apple Watch charging. It also details the USB-C Port Input/Output (18W/20W), Charger for iWatch (5W), Type-C Cable Output (20W), and iOS Cable Output (5V/2.4A).

6. MAINTENANCE

Proper care will extend the life of your RORRY Portable Charger:

- **Cleaning:** Use a soft, dry cloth to clean the surface of the power bank. Do not use harsh chemicals or abrasive materials.
- **Storage:** Store the device in a cool, dry place away from direct sunlight and extreme temperatures. If storing for extended periods, charge the power bank to about 50% capacity every 3 months to preserve battery health.
- **Cable Care:** When retracting the built-in cables, do so gently to avoid damage. Do not forcefully bend or pull the cables.

7. TROUBLESHOOTING

If you encounter issues with your RORRY Portable Charger, refer to the following common problems and solutions:

Problem	Possible Cause	Solution
Power bank not charging devices.	Low battery on power bank; loose cable connection; incompatible device.	Recharge the power bank; ensure cables are securely connected; verify device compatibility.
Power bank not recharging.	Faulty charging cable or adapter; power bank is fully charged; damaged input port.	Try a different USB-C cable and wall adapter; check LED indicators (all solid means full); contact support if port is damaged.
Slow charging.	Using a non-fast charging cable/adapter; multiple devices charging simultaneously; device's charging input limit.	Use a PD compatible adapter and cable; charge fewer devices at once; check your device's charging specifications.
Apple Watch not charging.	Improper alignment on magnetic pad; watch not compatible; power bank low on battery.	Adjust watch position on the pad; ensure your Apple Watch model is supported; recharge power bank.

8. SPECIFICATIONS

Feature	Detail
Model Name	D2-10000
Brand	RORRY
Battery Capacity	10000 Milliampere-hour (mAh)
Battery Composition	Lithium-ion
Connector Type	Integrated L+C cable, USB-C port
Voltage	9 Volts
Special Features	LED indicators, Compact, Fast charging, Pocket size, Multi-safety protection, Integrated cable
Color	Black
Recommended Uses	Indoor/Outdoor
Power Source	Battery





9. WARRANTY AND SUPPORT

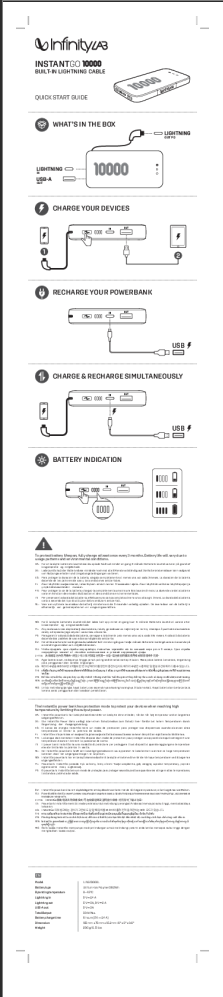
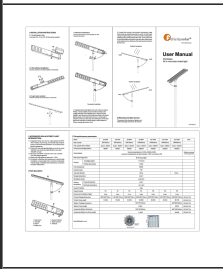
For warranty information and customer support, please refer to the documentation included with your purchase or visit the official RORRY website. If you have any questions or require assistance, please contact RORRY customer service.
Note: No specific warranty period or contact details were provided in the product information.

10. VIDEO RESOURCES


No official product videos from the seller were available for inclusion in this manual.

Related Documents - D2-10000

	<p>RORRY Portable Charger Limited Warranty Policy</p> <p>Details the limited warranty policy for the RORRY D2-10000 portable charger, covering product coverage, warranty period, what's covered, exclusions, and the claim process.</p>
	<p>RORRY D2 5000mAh Portable Apple Watch Power Bank User Manual</p> <p>User manual for the RORRY D2 5000mAh portable power bank, designed for charging Apple Watches, iPhones, and AirPods. Includes product introduction, package contents, specifications, charging methods, Q&A, and FCC compliance information.</p>
	<p>RORRY M5 4-in-1 Charging Station with Power Bank User Manual & Specifications</p> <p>Comprehensive user manual and specifications for the RORRY M5 4-in-1 Charging Station with Power Bank, detailing its features, usage, safety instructions, and troubleshooting.</p>
	<p>Garmin D2 Delta/Delta S/Delta PX Owner's Manual</p> <p>Comprehensive owner's manual for the Garmin D2 Delta, Delta S, and Delta PX series smartwatches, detailing features, setup, activities, navigation, and troubleshooting.</p>

	<p>InfinityLab InstantGo 10000 Power Bank Quick Start Guide</p> <p>A quick start guide for the InfinityLab InstantGo 10000 power bank, featuring a built-in Lightning cable and 30W PD ultra-fast charging. This guide provides instructions on how to charge your devices and recharge the power bank, along with technical specifications and important usage information.</p>
	<p>Felicitysolar D2 Series All-in-One Solar Street Light User Manual</p> <p>User manual for the Felicitysolar D2 Series All-in-One Solar Street Light, covering installation instructions, product description, performance parameters, and warranty information.</p>

Documents - RORRY – D2-10000



[RORRY Portable Charger Limited Warranty Policy](#)

Details the limited warranty policy for the RORRY D2-10000 portable charger, covering product coverage, warranty period, what's covered, exclusions, and the claim process.

lang:en score:28 filesize: 213.53 K page_count: 3 document date: 2025-08-08

CTA Shenzhen, Bao'an District, Shenzhen, China

Address: Fuhai Street, Bao'an District, Shenzhen, China

Applicant's name:

Address:

Room 106, Building 1, Yibao Industrial Park, Qiantao Community, Fuhai Street, Bao'an District, Shenzhen, China

[pdf] Specifications Test Report

Test Report WPT ShenZhen XingYuanSheng Electronic Technology Co Ltd D2 power bank 2BLLB 2BLLBD2 d2

Shenzhen CTA Testing Technology Co., Ltd. Room 106, Building 1, Yibaolai Industrial Park, Qiaotou Co ... : Result : D2 D2-2500, **D2-10000** ASK From 110KHz-205KHz Input:DC 5V 2A Output: DC 5V-3A Output for iWatch: 3.5W DC 3.7V From...

lang:en score:10 filesize: 2.17 M page_count: 25 document date: 2024-10-16