

## WALKINGPAD X23

# WalkingPad X23 Foldable Treadmill User Manual

Model: X23 (TRX23F)

## 1. INTRODUCTION

This manual provides essential information for the safe and effective use of your WalkingPad X23 Foldable Treadmill. Please read it thoroughly before operating the device and retain it for future reference. The WalkingPad X23 combines functionality with a sleek design, offering a convenient fitness solution that integrates easily into your living space.

Key features include a patented folding technique, a powerful brushless motor for quiet operation, adjustable speeds from 1 to 16 km/h, and a spacious running surface of 1320 x 508 mm.

## 2. SETUP

The WalkingPad X23 is designed for immediate use upon delivery. It comes fully assembled, requiring only unfolding and connection to a power source.

### 2.1 Unfolding the Treadmill

1. Place the treadmill on a flat, stable surface.
2. Gently lift the handle until it locks into the upright position.
3. Unfold the running deck until it lies flat and locks securely.
4. Ensure all locking mechanisms are engaged before use.



Image: The WalkingPad X23 shown in three stages: fully unfolded, partially folded, and fully folded upright, illustrating its compact design.

## 2.2 Power Connection

Connect the power cord to the treadmill's power input and then to a standard electrical outlet. Ensure the power switch is in the 'ON' position.

## 3. OPERATING INSTRUCTIONS

---

The WalkingPad X23 offers intuitive controls for a personalized workout experience.

### 3.1 Safety Key

Always attach the safety key clip to your clothing before starting your workout. In case of an emergency or if you step off the treadmill, the safety key will detach, immediately stopping the machine.

### 3.2 Starting and Adjusting Speed

1. Press the start button on the handle or via the KS Fit application to begin.
2. Adjust the speed using the control knob on the handle or through the KS Fit app. The speed range is 1 to

16 km/h, suitable for both walking and intensive running.

3. The digital display will show speed, distance, and other relevant workout data.



Image: A detailed view of the WalkingPad X23's digital display, showing speed and distance, alongside the central control knob for adjustments.

### 3.3 Using the KS Fit App

Download the KS Fit app to your smartphone for enhanced control and tracking features. The app allows you to adjust speed, monitor workout statistics, and access additional training programs.



Image: A woman running on the WalkingPad X23 treadmill, demonstrating its use in a typical home environment.

## 4. MAINTENANCE

---

Regular maintenance ensures the longevity and optimal performance of your WalkingPad X23.

### 4.1 Cleaning

Wipe down the treadmill with a damp cloth after each use to remove sweat and dust. Avoid using abrasive cleaners or solvents.

### 4.2 Belt Adjustment and Lubrication

Periodically check the running belt for proper tension and alignment. Refer to the detailed instructions in the full product manual for belt adjustment and lubrication procedures. Proper lubrication is crucial for smooth operation and to prevent wear.

### 4.3 Storage

Thanks to its patented folding design, the WalkingPad X23 can be easily stored. Fold the treadmill as described in the setup section and store it upright in a compact space, occupying only 0.25 m<sup>2</sup>.



Image: A man demonstrating how to fold the WalkingPad X23 treadmill and store it upright against a wall, highlighting its space-saving design.

## 5. TROUBLESHOOTING

If you encounter issues with your WalkingPad X23, refer to the following common solutions. For more complex problems, contact customer support.

- **Treadmill not starting:** Ensure the power cord is securely plugged in, the power switch is on, and the safety key is properly attached.
- **Belt slipping or uneven:** Check for proper belt tension and alignment. Adjust as per the detailed instructions in the comprehensive manual.
- **Unusual noises:** Inspect the treadmill for any loose parts. If the noise persists, it may indicate a need for lubrication or professional inspection.

## 6. SPECIFICATIONS

Feature	Detail
Model Number	TRX23F
Color	Black
Display Type	Digital
Folded Dimensions	1024 x 774 x 259 mm
Frame Material	Alloy Steel
Main Material	Aluminum
Horsepower	1.75 HP

Feature	Detail
Power Type	Electric Corded
Special Features	Foldable
Speed Rating	1 - 16 km/h
Sport	Exercise and Fitness
Included Components	Motor housing, Power cord, Safety key, Treadmill base
Product Dimensions (L x W x H)	102 x 78 x 26 cm (unfolded)
Maximum Weight Capacity	136 kg (from product description)
Running Surface	1320 x 508 mm (from product description)









Image: An exploded diagram illustrating the multi-layered construction of the WalkingPad X23's running deck, designed for comfort and durability.

## 7. WARRANTY AND SUPPORT

The WalkingPad X23 comes with a 2-year warranty. For any technical issues or support inquiries, please contact our customer service. Our team is dedicated to providing excellent support to ensure your satisfaction.

Related Documents - X23

	<p><a href="#">WalkingPad C2: Compact, Foldable Treadmill for Home Fitness</a></p> <p>Discover the WalkingPad C2, a lightweight, foldable, and space-saving treadmill designed for convenient home fitness. Features include double-fold technology, adaptive speed control, and easy storage.</p>
	<p><a href="#">WalkingPad Foldable Smart Treadmill T2 PRO User Guide</a></p> <p>Comprehensive user guide for the WalkingPad Foldable Smart Treadmill T2 PRO, covering safety, components, assembly, operation, cleaning, troubleshooting, and specifications.</p>
	<p><a href="#">WalkingPad WPA1F Pro User Manual: Features, Operation, and Safety</a></p> <p>Comprehensive user manual for the WalkingPad WPA1F Pro folding treadmill by KING SMITH. This guide covers product features, detailed specifications, operation modes (standby, manual, automatic), remote control functions, initial setup, safety warnings, maintenance procedures, and error code explanations. Learn how to use and care for your WalkingPad for an optimal home fitness experience.</p>
	<p><a href="#">WALKINGPAD N38 Under Desk Treadmill User Manual</a></p> <p>Comprehensive user manual for the WALKINGPAD N38 Under Desk Treadmill, covering setup, operation, maintenance, and troubleshooting. Learn how to assemble, use the app, and care for your treadmill for optimal performance.</p>
	<p><a href="#">RunPad N2 Pro Treadmill User Manual</a></p> <p>This user manual provides essential information for the safe and effective use of the RunPad N2 Pro Treadmill, including assembly, operation, maintenance, and troubleshooting.</p>
	<p><a href="#">WalkingPad WPA1F Pro User Manual: Operation, Maintenance, and Safety Guide</a></p> <p>Comprehensive user manual for the WalkingPad WPA1F Pro treadmill. Learn about setup, operation, maintenance, troubleshooting, and safety precautions for your home fitness equipment.</p>