

ACEMAGIC AX16PRO

ACEMAGIC AX16PRO Laptop User Manual

Model: AX16PRO

1. SETUP

1.1 What's in the Box?

Your ACEMAGIC AX16PRO Laptop package should contain the following items:

- 1 × AX16PRO Laptop (16GB RAM + 512GB SSD)
- 1 × Power Adapter
- 1 × User Manual

1.2 Initial Setup

Before first use, ensure the laptop is fully charged. Connect the power adapter to the laptop's Type-C DC Jack and a power outlet.

1.3 Powering On

Open the laptop lid and press the power button located on the top right of the keyboard. The laptop will boot up, and you will be guided through the initial Windows 11 setup process.



Figure 1: The ACEMAGIC AX16PRO Laptop. This image shows the laptop open, displaying the screen and keyboard, highlighting its sleek design.

2. OPERATING THE LAPTOP

2.1 Display

The ACEMAGIC AX16PRO features a 16.1-inch Full HD (1920x1080) IPS display, designed for comfortable visual enjoyment with bright colors and eye protection features.

Pursue Comfortable Visual Enjoyment



FHD 1920×1080P



IPS



Bright View



Eye Protection



Figure 2: Visual representation of the laptop's display features, including FHD 1920x1080 resolution, IPS technology, bright view, and eye protection.



Load Light and Go Into Battle

Thin and simple design, let the lightness dance in the hand, metal body process support, texture and solid coexistence



1.7KG



16.8mm

Figure 3: A close-up view of the 16.1-inch IPS display, emphasizing its high resolution and vibrant colors.

2.2 Keyboard and Touchpad

The laptop is equipped with a backlit keyboard and an independent numeric keypad, allowing for comfortable operation in various lighting conditions. The backlight can be adjusted to two levels.



Figure 4: An illustration of the backlit keyboard, showing how to toggle the backlight on or off.

2.3 Connectivity

The AX16PRO supports WiFi 6 for faster and more stable wireless connections, and Bluetooth 5.2 for connecting peripherals. It offers a variety of ports for external devices:

- 2 x USB-A 3.2 ports
- 1 x USB-A 2.0 port
- 1 x Full-function Type-C port
- 1 x Type-C DC Jack (for charging)
- 1 x HDMI port
- 1 x TF Card Socket
- 1 x 3.5mm Headphone Jack

WiFi 6 Tech, One Step Ahead

WIFI 6



It is three times faster than WiFi5, with a **75%** reduction in latency.

WIFI 5 

WIFI 6 

Figure 5: Depiction of WiFi 6 technology, highlighting its speed advantages over previous generations.

Consider Multiple Use Scenarios For You



Dimensions:
14.07*9.0*0.66 inch



Weight:
3.74 pounds

1280x720 HD Webcam

3.5mm
Headphone jack

USB3.2

USB2.0

SD Card Socket

Backlit
Keyboard

Type_C (Full Fuction)

USB3.2

HDMI

Type_C DC Jack

Figure 6: A detailed diagram showing the location and type of all available ports on the ACEMAGIC AX16PRO Laptop.

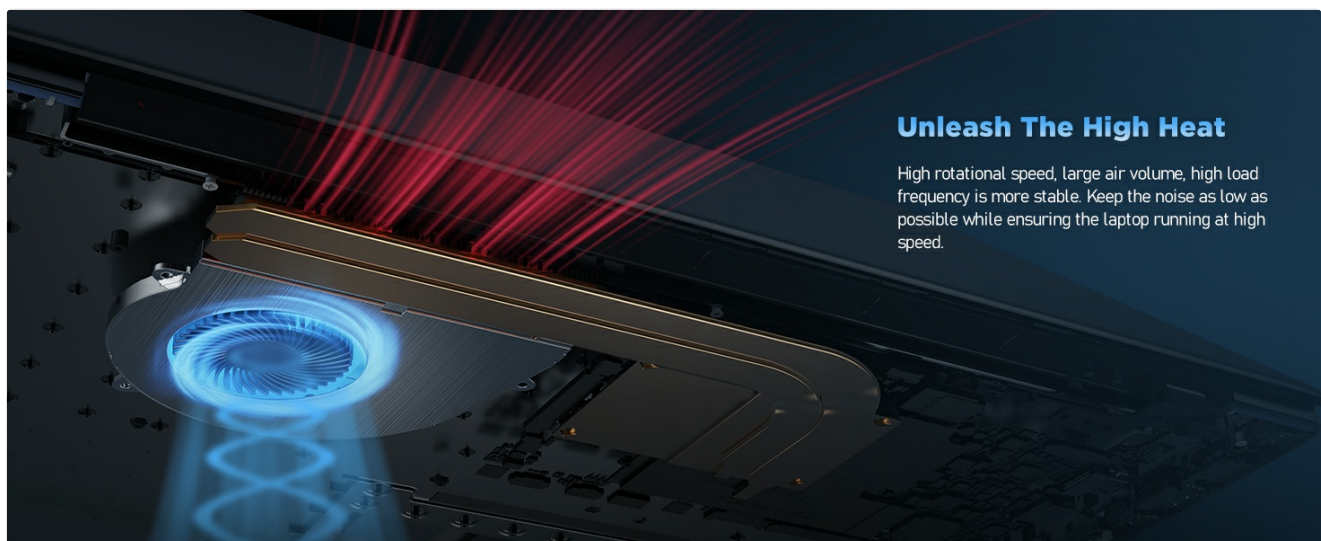


Figure 7: An overview of the laptop's various interfaces, designed to meet diverse external device needs.

2.4 Performance

Powered by an AMD Ryzen 7 5700U processor (8 cores/16 threads, up to 4.3GHz) and integrated AMD Radeon RX Vega 8 graphics, the AX16PRO delivers robust performance for multitasking and gaming. It comes with 16GB DDR4 RAM (upgradeable to 64GB) and a 512GB M.2 NVMe SSD (upgradeable to 2TB) for quick response times and ample storage.



Figure 8: Visual highlighting of the AMD Ryzen 7 5700U processor, emphasizing its power and efficiency.



Figure 9: Illustration of the dual-channel 16GB DDR4 RAM and 512GB M.2 NVMe SSD, indicating upgradeability options.

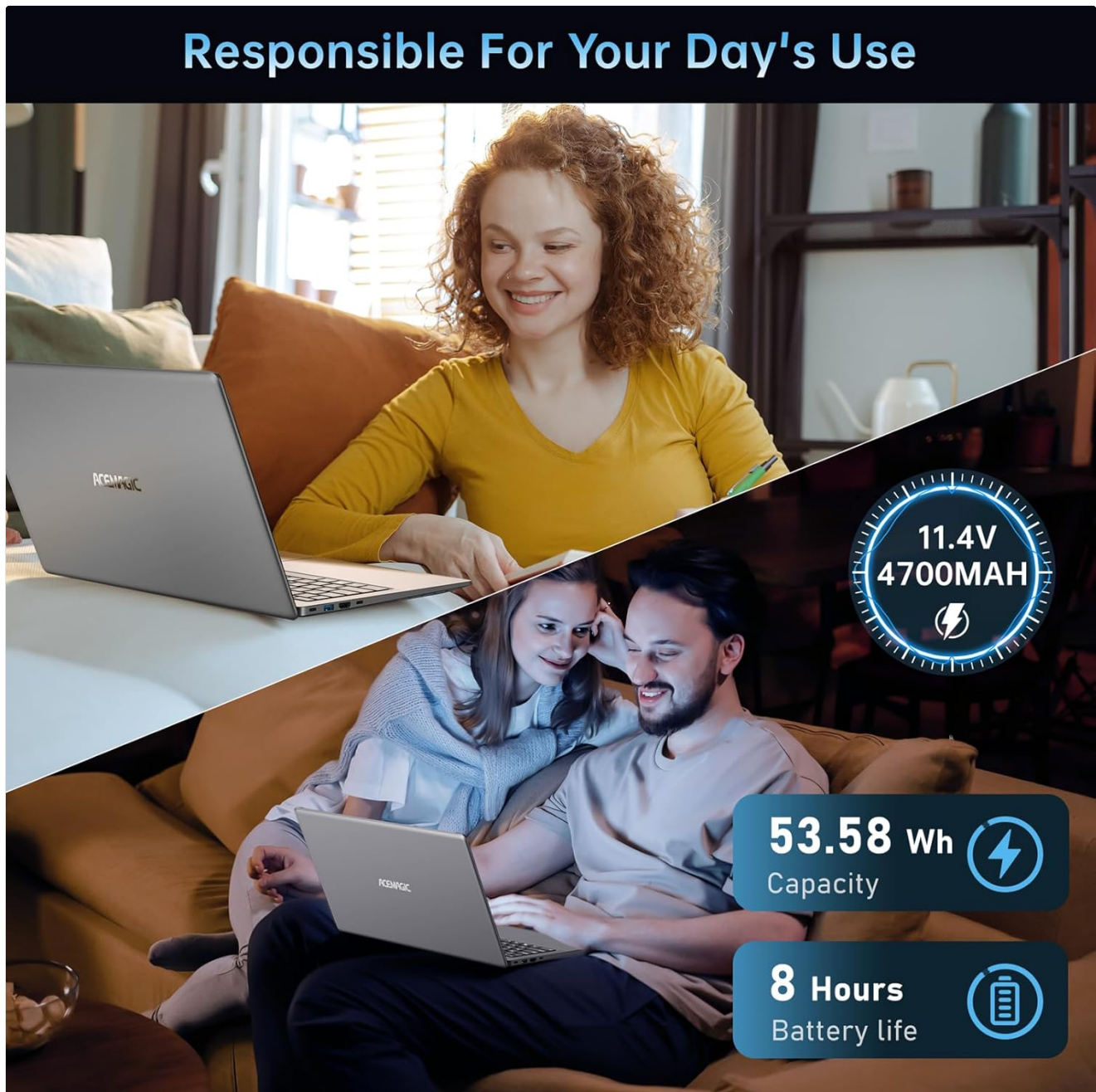


Figure 10: A visual demonstrating the laptop's capability for fast response and efficient multitasking across various applications.

2.5 Battery Life

The 53.58Wh battery provides up to 8 hours of usage, offering flexibility for work or entertainment on the go without constant recharging.

Responsible For Your Day's Use



The image is a composite of two scenes. The top scene shows a woman with curly hair in a yellow shirt sitting at a desk, smiling at a laptop. The bottom scene shows a man and a woman sitting on a couch, looking at a laptop together. Overlaid on the right side of the image are three battery-related graphics: a circular gauge showing '11.4V 4700MAH' with a lightning bolt icon, a dark blue box showing '53.58 Wh Capacity' with a lightning bolt icon, and another dark blue box showing '8 Hours Battery life' with a battery icon.

**11.4V
4700MAH**

53.58 Wh
Capacity

8 Hours
Battery life

Figure 11: An image illustrating the laptop's battery capacity (53.58 Wh) and estimated battery life (8 hours).



Figure 12: A visual emphasizing the laptop's extended battery life, suitable for prolonged use.

2.6 Audio

Equipped with a digital microphone and a stereo system, the laptop provides clear audio for communication and immersive sound for media consumption.

Have Fun Without Obstacles



Digital Microphone



Stereo System



Figure 13: An image highlighting the digital microphone and stereo system for enhanced audio experience.

Immersive Sounds Great

Dual-sided speakers through the channel design, so that the simple principles of acoustics can be efficiently presented, shocking sound effects are as if you were there.



Figure 14: A visual representation of the laptop's immersive sound capabilities, featuring dual-sided speakers.

2.7 Cooling System

The laptop incorporates an efficient cooling system with high rotational speed and large air volume to maintain stable performance and minimize noise during high-load operations.



Figure 15: An internal view illustrating the laptop's cooling fan and heat dissipation mechanism.

2.8 Portability

With a thin and simple design, the laptop weighs approximately 3.74 pounds (1.7 kg) and measures 14.25 x 9.9 x 0.7 inches, making it highly portable.

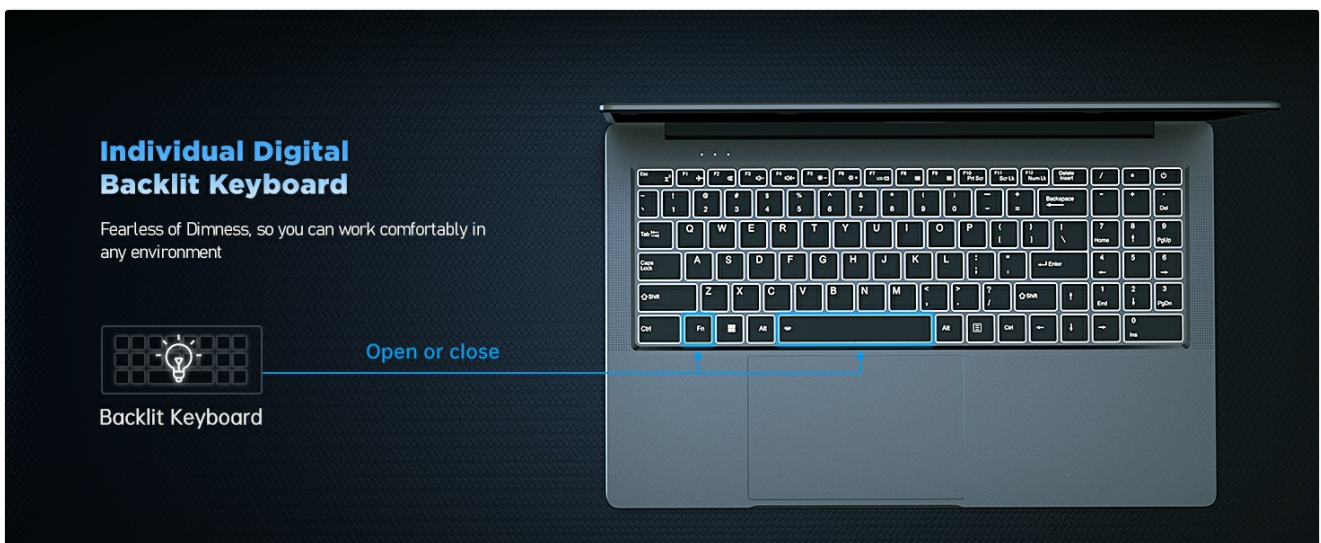


Figure 16: An image showcasing the laptop's lightweight and slim design, emphasizing its portability.

3. MAINTENANCE

3.1 Cleaning

To clean the laptop, use a soft, lint-free cloth. For the screen, use a screen-specific cleaner. Avoid harsh chemicals or abrasive materials. Ensure the laptop is powered off and unplugged before cleaning.

3.2 Storage

Store the laptop in a cool, dry place away from direct sunlight and extreme temperatures. If storing for an extended period, ensure the battery is charged to about 50% to prolong its lifespan.

3.3 Battery Care

To maximize battery life, avoid fully discharging the battery frequently. It is recommended to keep the battery charge between 20% and 80% for optimal longevity. Use only the provided power adapter.

4. TROUBLESHOOTING

This section addresses common issues you might encounter with your ACEMAGIC AX16PRO Laptop.

4.1 Common Issues and Solutions

- **Laptop not powering on:** Ensure the power adapter is securely connected and the battery has sufficient charge. Try a different power outlet.
- **Screen flickering or no display:** Restart the laptop. If the issue persists, connect an external monitor to check if the problem is with the laptop's display or graphics driver.
- **Slow performance:** Close unnecessary applications, check for malware, ensure sufficient free storage space, and update drivers.
- **Wi-Fi connectivity issues:** Restart the router and the laptop. Check Wi-Fi settings and ensure drivers are updated.
- **Keyboard or touchpad unresponsive:** Restart the laptop. Ensure no foreign objects are obstructing the touchpad.

4.2 Troubleshooting Videos

Your browser does not support the video tag.

Video 1: ACEMAGIC Gaming Laptop. This video provides an overview of the ACEMAGIC gaming laptop's features and performance, which may assist in understanding its operation.

Your browser does not support the video tag.

Video 2: ACEMAGIC AX16PRO Laptop, Born for Speed. This video showcases the speed and responsiveness of the ACEMAGIC AX16PRO laptop, offering insights into its capabilities.

5. SPECIFICATIONS

5.1 Technical Specifications

Feature	Detail
Brand	ACEMAGIC
Model Name	AX16PRO
Operating System	Windows 11
Processor	AMD Ryzen 7 5700U (8C/16T, up to 4.3GHz)
Graphics Coprocessor	AMD Radeon RX Vega 8 1.90GHz (Integrated)
RAM	16GB DDR4 (Upgradeable to 64GB)
Hard Drive	512GB M.2 NVMe SSD (Upgradeable to 2TB)

Screen Size	16.1 Inches
Screen Resolution	1920 x 1080 pixels (FHD)
Wireless Type	802.11a/b/g/n/ac (WiFi 6), Bluetooth
USB 3.0 Ports	2
USB 2.0 Ports	1
Battery Life (Average)	8 Hours (53.58Wh)
Item Weight	3.74 pounds
Product Dimensions	14.25 x 9.9 x 0.7 inches
Special Feature	Backlit Keyboard

6. WARRANTY AND SUPPORT

6.1 Warranty Information

ACEMAGIC offers a 12-month repair warranty for this product. Please retain your proof of purchase for warranty claims.

6.2 Customer Support

For technical assistance or any questions regarding your ACEMAGIC AX16PRO Laptop, please contact ACEMAGIC customer support. Unlimited technical support is available.

You can visit the official ACEMAGIC Store for more information:[ACEMAGIC Store](#)