

[manuals.plus](#) /

› [GOBOULT](#) /

› [GOBOULT x Mustang Derby Truly Wireless Earbuds User Manual](#)

GOBOULT Airbass Earbuds

GOBOULT x Mustang Derby Truly Wireless Earbuds User Manual

Model: Airbass Earbuds

1. INTRODUCTION

Welcome to the GOBOULT x Mustang Derby Truly Wireless Earbuds user manual. This guide provides essential information for setting up, operating, maintaining, and troubleshooting your new earbuds. Please read this manual thoroughly to ensure optimal performance and longevity of your device.



Image: The GOBOULT x Mustang Derby Truly Wireless Earbuds in their charging case.

2. WHAT'S IN THE BOX

Verify that all the following items are included in your product packaging:

- GOBOULT x Mustang Derby Truly Wireless Earbuds
- Mustang Derby Charging Case
- Type-C Fast Charging Cable
- Extra Pair of Eartips (various sizes)
- User Manual (this document)
- Warranty Card



India's fastest growing
wearable brand

2.5 cr+

Units sold
till now

00:03

seconds to sell
one product

30L+

Product reviews
and ratings



Image: All components included in the GOBOULT x Mustang Derby Earbuds package.

3. PRODUCT OVERVIEW

The GOBOULT x Mustang Derby Earbuds are designed for a premium audio experience, featuring 13mm bass drivers for rich sound and Bluetooth 5.4 for stable connectivity. The earbuds are IPX5 water-resistant, making them suitable for various activities. The charging case and earbuds feature a distinctive Mustang Derby design.

IPX5

Water Resistant



AI Voice
Assistant



Zen™
Quad Mic
ENC

Environmental Noise
Cancellation

Image: Detailed view of the earbud's 13mm massive drivers for enhanced audio.

4. SETUP

4.1 Charging the Earbuds and Case

Before first use, fully charge the earbuds and the charging case. Connect the provided Type-C charging cable to the charging port on the case and a compatible USB power source. The charging time for a full charge is approximately 90 minutes. A fully charged case provides up to 100 hours of total playtime with the earbuds.

4.2 Initial Pairing

1. Open the charging case. The earbuds will automatically enter pairing mode.
2. On your device (smartphone, tablet, laptop), enable Bluetooth.
3. Search for available Bluetooth devices and select "GOBOULT Mustang Derby" from the list.
4. Once connected, you will hear a confirmation tone.



Image: The earbuds and charging case, illustrating Bluetooth 5.4 connectivity for fast pairing.

4.3 Dual Device Pairing

The earbuds support simultaneous connection to two devices. This allows for seamless switching between audio sources without manual re-pairing.

1. Pair the earbuds with your first device as described in section 4.2.
2. Disconnect the earbuds from the first device's Bluetooth settings.
3. Pair the earbuds with your second device.
4. Reconnect the earbuds to the first device. The earbuds will now be connected to both devices.
5. Audio will automatically switch to the device currently playing sound.



Image: The earbuds and charging case, illustrating the dual-device pairing feature.

4.4 App Support

Enhance your experience by downloading the dedicated GOBOULT app. The app allows you to:

- Custom-tune your audio with multi-EQ modes.
- Assign custom gestures to your earbuds.
- Utilize the Quick Cleanup feature for optimal performance.
- Rename your earbuds and personalize audio settings.



Amp App Connectivity

Design your own sound

Gaming Mode Activation

Seamless Combat



Multi-EQ Modes

Fine-tune
your audio



Rename
your
earbuds

Personalize
your
audio



Custom
Tap
Controls
for buds

Widget
Support
for your
home screen



Image: A smartphone displaying the GOBOULT app, highlighting features like EQ modes and custom gestures.

5. OPERATING THE EARBUDS

5.1 Touch Controls

The earbuds feature intuitive touch controls for managing various functions. Specific gestures can be customized via the GOBOULT app.

Action	Function
Single Tap	Play/Pause Music, Answer/End Call
Double Tap (Left Earbud)	Previous Track
Double Tap (Right Earbud)	Next Track
Triple Tap (Left Earbud)	Volume Down

Action	Function
Triple Tap (Right Earbud)	Volume Up
Long Press (2 seconds)	Activate Voice Assistant / Reject Call

5.2 Call Management

The earbuds are equipped with 4 Environmental Noise Cancellation (ENC) microphones to ensure clear calls even in noisy environments.

- **Answering/Ending Calls:** Single tap either earbud.
- **Rejecting Calls:** Long press either earbud for 2 seconds.



Image: Close-up of an earbud showing the Zen™ Quad Mic ENC technology for crystal clear calling.

5.3 Gaming Mode

Activate the 45ms Low Latency Gaming Mode for a synchronized audio-visual experience during gaming. This mode minimizes audio delay, providing a competitive edge.

- **Activation:** Refer to the GOBOULT app for specific gesture customization or check the user manual for default activation.



Image: The earbuds and charging case, illustrating the Combat™ Gaming Mode with 45ms low latency.

5.4 Voice Assistant

Access your device's voice assistant (Amazon Alexa, Google Assistant, Siri) by long-pressing either earbud for 2 seconds.

6. MAINTENANCE

6.1 Cleaning

Regular cleaning helps maintain optimal sound quality and hygiene.

- Gently wipe the earbuds and charging case with a soft, dry, lint-free cloth.
- For stubborn dirt, slightly dampen the cloth with water. Avoid using harsh chemicals or abrasive materials.
- Clean the ear tips regularly. They can be removed and rinsed with water, then dried completely before reattaching.
- Ensure charging contacts on both earbuds and case are clean and dry.

The earbuds have an IPX5 water resistance rating, meaning they are protected against low-pressure water jets from any direction. However, the charging case is not water-resistant. Do not submerge the earbuds or expose them to strong water streams.

A bold partnership that simply gets your heart racing

60 years of automotive mastery unites with world-class **design**,
advanced **tech** & exhilarating **speed**

Speed

Design

Technology

#1 Rated Audio Brand in India



MUSTANG



Image: The earbuds and charging case, illustrating IPX5 water resistance.

6.2 Storage

When not in use, store the earbuds in their charging case to protect them from dust, damage, and to keep them charged. Store the case in a cool, dry place away from direct sunlight and extreme temperatures.

7. TROUBLESHOOTING

If you encounter any issues with your GOBOULT x Mustang Derby Earbuds, refer to the following common solutions:

Problem	Solution
---------	----------

Problem	Solution
Earbuds not pairing	Ensure earbuds are charged. Turn off and on your device's Bluetooth. Place earbuds back in case, close, then reopen to re-enter pairing mode.
Only one earbud working	Place both earbuds back in the charging case, close the lid, wait a few seconds, then open again. Ensure both earbuds are charged.
Low volume or poor sound quality	Clean the ear tips and speaker mesh. Adjust volume on both your device and the earbuds. Ensure ear tips provide a good seal in your ear canal.
Earbuds not charging	Ensure the charging cable is securely connected. Check if the charging case has power. Clean the charging contacts on both earbuds and case.
Bluetooth connection unstable	Ensure you are within the 10-meter Bluetooth range. Avoid obstacles between your device and earbuds. Disconnect and reconnect the earbuds.

If the issue persists, please refer to the [Warranty and Support](#) section for further assistance.

8. SPECIFICATIONS

Feature	Detail
Model Name	Airbass Earbuds
Connectivity Technology	Bluetooth 5.4, Wireless
Bluetooth Range	10 Metres
Audio Driver Size	13 Millimetres
Audio Driver Type	Dynamic Driver
Impedance	32 Ohm
Frequency Response	20 Hz
Sensitivity	115 dB
Audio Latency	45 Milliseconds (Gaming Mode)
Noise Control	Passive Noise Cancellation, Environmental Noise Cancellation (ENC) Mics
Microphone Format	Built-In (4 Mics)
Battery Life (Total)	Up to 100 Hours (with charging case)
Charging Time	Approx. 90 Minutes
Charging Port	Type-C Fast Charging Jack
Water Resistance Level	IPX5 (Earbuds only)
Control Type	Touch Control, Voice Control
Compatible Devices	Android, Cellphones, Desktops, Gaming Consoles, Laptops, Tablets, iPhone

Feature	Detail
Item Weight	50 Grams
Product Dimensions	4.7 x 8.9 x 9.6 cm
Material	Rubber
Country of Origin	India

9. WARRANTY AND SUPPORT

9.1 Manufacturer's Warranty

Your GOBOULT x Mustang Derby Truly Wireless Earbuds come with a **1 Year Manufacturer's Warranty** from the date of purchase. This warranty covers manufacturing defects and ensures your product is free from material and workmanship flaws under normal use.





Please retain your proof of purchase for warranty claims. The warranty does not cover damage caused by misuse, accidents, unauthorized modifications, or normal wear and tear.

9.2 Customer Support

For technical assistance, warranty claims, or any other inquiries, please contact GOBOULT customer support through their official website or the contact information provided on your warranty card.

You may also visit the [GOBOULT Store on Amazon](#) for additional product information and support resources.

Related Documents - Airbass Earbuds

	GOBOULT W45 AirBass Earbuds User Manual Wireless Bluetooth Headset Guide Comprehensive user manual for GOBOULT W45 AirBass Earbuds. Learn about features, pairing, touch controls, reset procedures, and maintenance for your wireless Bluetooth headset.
	GoBoult AirBass Earbuds User Manual: Features, Operation, and Maintenance User manual for GoBoult AirBass Earbuds, detailing product specifications, touch controls, pairing, Bluetooth connectivity, reset procedures, voice prompts, and maintenance. Features High Fidelity Acoustics and Pro+ Calling MIC.
	GOBOULT AirBass Earbuds W60: TWS Bluetooth Headset User Manual Comprehensive user manual for the GOBOULT AirBass Earbuds W60, covering setup, pairing, usage, troubleshooting, and maintenance for these TWS Bluetooth headphones.
	GoBoult Mustang Thunder Wireless Bluetooth Headphones User Manual User manual for the GoBoult Mustang Thunder wireless Bluetooth headphones, model AirBass Headphone, covering specifications, operating instructions, charging, maintenance, and features like LED/EQ modes.



[GOBOULT BassBox Soundbar User Manual X20](#)

Comprehensive user manual for the GOBOULT BassBox Soundbar (Model X20), detailing product specifications, features, operating instructions, TWS pairing, troubleshooting, and essential safety guidelines.



[GOBOULT Airbass Headphone User Manual](#)

User manual for the GOBOULT Airbass wireless Bluetooth headphones, covering setup, operation, features, troubleshooting, and maintenance.