

kurdene S8

kurdene Wireless Earbuds Bluetooth 5.3

INSTRUCTION MANUAL

Model: S8

Introduction

Thank you for choosing the kurdene S8 Wireless Earbuds. These lightweight, in-ear headphones are designed to provide a powerful deep bass sound and clear call quality, making them ideal for sports, workouts, and daily use. Featuring Bluetooth 5.3 technology, they offer fast and stable connections with both iOS and Android devices. This manual will guide you through the setup, operation, and maintenance of your new earbuds.

What's in the Box

- kurdene S8 Wireless Earbuds (Left and Right)
- Charging Case
- USB-C Charging Cable (not explicitly listed in 'whats_in_the_box' but implied by USB-C port and charging functionality)
- Multiple Sizes of Eartips (implied by 'Ergonomic Comfort Fit' image)
- User Manual (this document)

Product Overview



The kurdene S8 Wireless Earbuds and their compact charging case.

Ultra Lightweight

Barely-there feel, each earbud weight only 3.8g



Each earbud weighs only 3.8 grams, providing an ultra-lightweight and comfortable experience.

The kurdene S8 earbuds are designed for comfort and portability. Each earbud is incredibly lightweight, ensuring a secure and discreet fit. The compact charging case allows for easy storage and on-the-go charging.

Setup

1. Charging the Earbuds and Case

Before first use, ensure both the earbuds and the charging case are fully charged. Connect the charging case to a power source using a USB-C cable. The charging case takes approximately 1 hour to fully charge. The earbuds will charge automatically when placed inside the case.

- **Earbud Battery Life:** Up to 4.5 hours on a single charge.
- **Charging Case Battery Life:** Provides up to 30 hours of additional playtime.

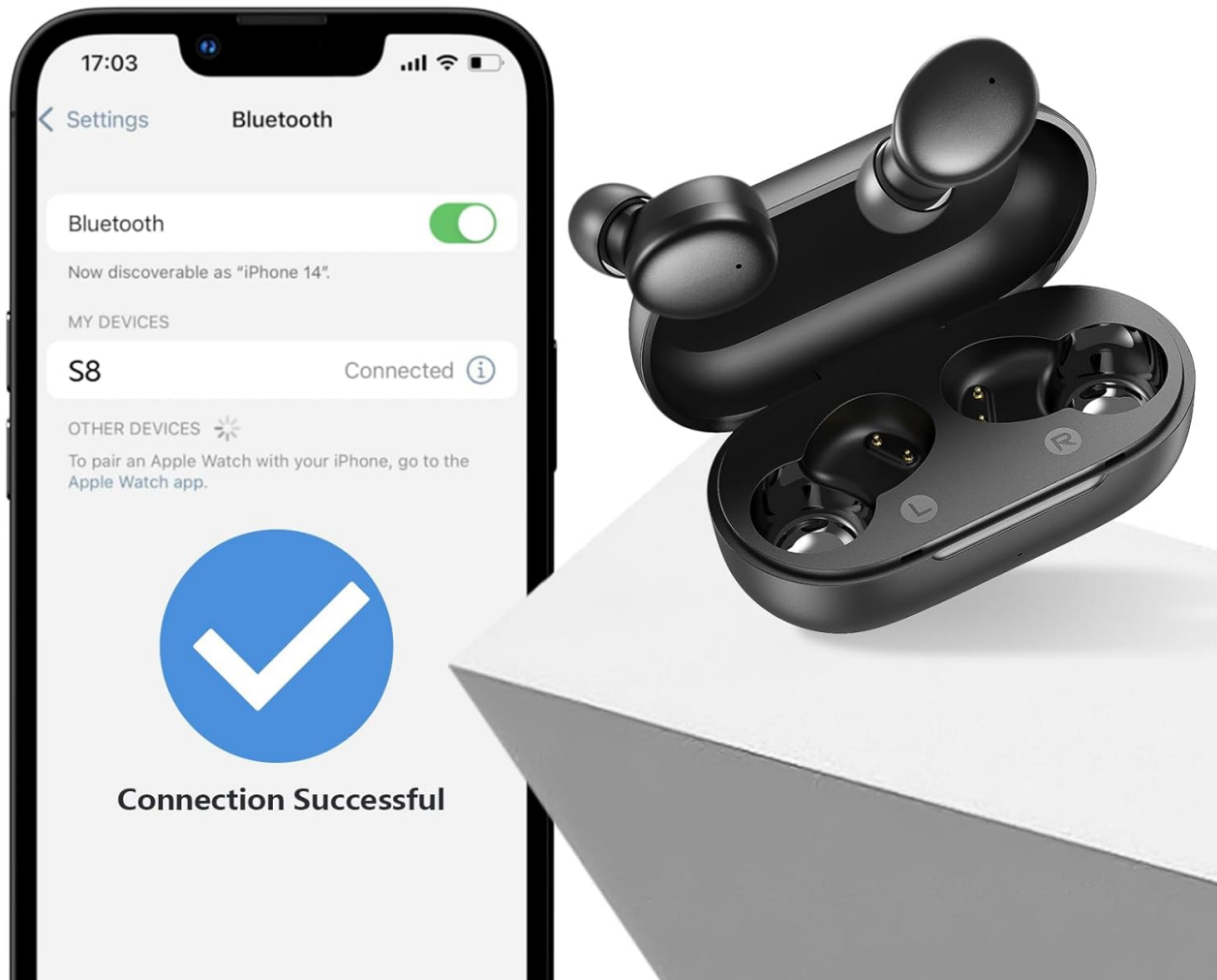
2. Pairing with Your Device

The kurdene S8 earbuds feature one-step auto pairing for convenience.

1. Open the lid of the charging case. The earbuds will automatically enter pairing mode.
2. On your smartphone or Bluetooth-enabled device, go to the Bluetooth settings.
3. Select "S8" from the list of available devices.
4. Once connected, you will hear a confirmation tone, and the earbuds are ready for use.

One-Step Auto Pairing

After the first pairing, the earbud auto pairs with your phone while opening the case



The earbuds automatically connect to your device upon opening the case after initial pairing.

3. Achieving a Comfortable Fit

For optimal sound quality and comfort, ensure the earbuds are properly seated in your ears. The earbuds come with various sizes of eartips to help you find the best fit.

- Make sure the ear cups are facing down.
- Gently rotate the headphones to a comfortable and secure position in your ear canal.



Ergonomic Comfort Fit

Make sure the ear cups are facing down, and gently rotate the headphones to a comfortable and secure position.

Proper earbud placement ensures a secure and comfortable fit, enhancing audio experience.

Operating Instructions

Touch Controls

The kurdene S8 earbuds feature intuitive touch controls on each earbud. A single tap on the outer part of the earbud registers the command.



Overview of touch control functions: Play/Pause, Hang Up, Answer Call, Activate Siri, Previous Song, Next Song, Volume Up, Volume Down.

Action	Control
Play/Pause Music	Single tap on either earbud
Answer/End Call	Single tap on either earbud
Reject Call	Press and hold either earbud for 2 seconds
Next Song	Double tap right earbud
Previous Song	Double tap left earbud
Volume Up	Triple tap right earbud
Volume Down	Triple tap left earbud
Activate Voice Assistant (Siri/Google Assistant)	Press and hold either earbud for 3 seconds

Single Earbud Use (Mono Mode)

You can use either the left or right earbud independently. Simply take one earbud out of the charging case, and it will automatically connect to your device. This is useful for staying aware of your surroundings or extending listening time by alternating earbuds.



Maintenance

To ensure the longevity and optimal performance of your kurdene S8 earbuds, follow these maintenance guidelines:

- **Cleaning:** Regularly clean the earbuds and charging contacts with a soft, dry cloth. Avoid using abrasive materials or harsh chemicals.
- **Water Resistance:** The earbuds are water resistant. While they can withstand sweat and light splashes, they are not designed for submersion in water. Avoid exposing them to heavy rain or swimming.
- **Storage:** When not in use, store the earbuds in their charging case to protect them from dust and damage.
- **Temperature:** Avoid exposing the earbuds to extreme temperatures (hot or cold) as this can affect battery life and overall performance.

Troubleshooting

Problem	Possible Solution
Earbuds not pairing/connecting	<ul style="list-style-type: none">◦ Ensure earbuds are charged.◦ Place earbuds back in the case, close the lid, then open it again to re-initiate pairing mode.◦ Turn off and on Bluetooth on your device.◦ Forget/delete "S8" from your device's Bluetooth list and re-pair.◦ Ensure earbuds are within 10 meters (33 feet) of your device.
Low volume or poor sound quality	<ul style="list-style-type: none">◦ Adjust the volume on both your device and the earbuds.◦ Ensure earbuds are clean and free of debris, especially the speaker mesh.◦ Try different sizes of eartips for a better seal in your ear canal.◦ Ensure the earbuds are fully charged.
Earbuds keep falling out	<ul style="list-style-type: none">◦ Experiment with different eartip sizes to find the most secure fit.◦ Ensure you are inserting and rotating the earbuds correctly as shown in the 'Ergonomic Comfort Fit' section.

Problem	Possible Solution
Touch controls not responding	<ul style="list-style-type: none">◦ Ensure your finger is making full contact with the touch sensor area.◦ Clean the touch sensor area on the earbuds.◦ Place earbuds back in the case and take them out again to reset.
Charging case not charging	<ul style="list-style-type: none">◦ Ensure the USB-C cable is securely connected to both the case and the power source.◦ Try a different USB-C cable or power adapter.

Specifications

Feature	Detail
Brand	kurdene
Model Number	S8
Model Name	V9I
Connectivity Technology	Wireless (Bluetooth)
Bluetooth Version	5.3
Bluetooth Range	10 Meters
Ear Placement	In Ear
Form Factor	In Ear
Audio Driver Type	Dynamic Driver
Audio Driver Size	10 Millimeters
Impedance	16 Ohm
Sensitivity	40 dB
Noise Control	Sound Isolation
Control Method	Touch
Earbud Item Weight	3.8 Grams (each)
Battery Life (Earbuds)	4.5 Hours



Feature	Detail
Carrying Case Battery Average Life	30 Hours
Carrying Case Battery Charging Time	1 Hour
Water Resistance Level	Water Resistant
Compatible Devices	iOS and Android
Product Dimensions	2.36 x 1.57 x 1.57 inches (Case)
Date First Available	July 1, 2023





Warranty and Support

kurdene provides clear warranty terms for its products to ensure customer satisfaction and protection after purchase. For any questions, concerns, or support needs regarding your kurdene S8 Wireless Earbuds, please utilize the 24-hour customer service provided by kurdene. Refer to your purchase documentation for specific warranty details and contact information.

© 2024 kurdene. All rights reserved.

Related Documents - S8

	<p>S8 Wireless Headphones: Usage, Features, and FCC Compliance</p> <p>Detailed guide to the S8 wireless headphones, covering features like voice reminders, battery display, controls, music/game modes, and FCC compliance information.</p>
	<p>Kurdene S8 Wireless Earbuds User Manual</p> <p>User manual for Kurdene S8 wireless earbuds, covering product overview, first-time use, button controls, voice assistant, factory reset, indicator lights, specifications, and important safety information.</p>

	<p>Kurdene S8 Pro Wireless Earbuds: User Guide and Setup</p> <p>Comprehensive guide to setting up, pairing, and using Kurdene S8 Pro wireless Bluetooth earbuds. Learn about controls, power management, and troubleshooting.</p>
	<p>Kurdene S8 Wireless Earbuds: Quick Start Guide and Pairing Instructions</p> <p>Comprehensive guide to setting up, wearing, pairing, and controlling your Kurdene S8 Wireless Earbuds. Includes troubleshooting and reset instructions.</p>
	<p>Kurdene S8 Pro Wireless Earbuds User Manual: Setup, Controls, and Specifications</p> <p>Comprehensive guide for Kurdene S8 Pro wireless earbuds. Covers product overview, Bluetooth pairing, button controls, voice assistant, factory reset, technical specifications, and safety instructions.</p>
	<p>Wicool S8 Bluetooth Earphones User Manual: Features, Usage & Support</p> <p>User manual for Wicool S8 Bluetooth Earphones. Covers product features, specifications, pairing, operation, charging, care, and troubleshooting. Includes contact information for Shenzhen Weiku Century Technology Co., Ltd.</p>