

## Macally BTTABKEYBATBR

# Macally Bluetooth Keyboard for Tablet

Model: BTTABKEYBATBR

User Manual

## 1. INTRODUCTION

The Macally Bluetooth Keyboard for Tablet (Model BTTABKEYBATBR) is a versatile wireless keyboard designed for seamless use across multiple devices. Featuring a built-in stand, portable design, and rechargeable battery, it enhances productivity for tablets, smartphones, PCs, and smart TVs. This manual provides essential information for setup, operation, maintenance, and troubleshooting.

## 2. PRODUCT OVERVIEW

This compact keyboard offers a comfortable and efficient typing experience with its 78-key layout and responsive scissor-switch keys. It includes 13 dedicated shortcut/media keys for quick access to common functions. The integrated 10.5-inch slot serves as a convenient stand for your smartphone or tablet, allowing for an ergonomic viewing angle.



Image: Macally Bluetooth Keyboard with an iPad positioned in its integrated stand.

### Key Features:

- **Multi-Device Connectivity:** Pair and switch between up to three Bluetooth-enabled devices (e.g., iPad, iPhone, PC, Smart TV).
- **Integrated Stand:** Built-in 10.5-inch slot securely holds your smartphone or tablet for optimal viewing.
- **Portable & Rechargeable:** Compact design with a 280mAh rechargeable battery for on-the-go use.
- **Efficient Layout:** 78-key layout with 13 shortcut/media keys for enhanced productivity.
- **Responsive Typing:** Scissor-switch keys provide a comfortable and semi-silent typing experience.

# multi-device ready.

pair up to 3 bluetooth devices



Image: The Macally keyboard demonstrating multi-device connectivity to a laptop, desktop computer, and smartphone.

## 3. SETUP INSTRUCTIONS

### 3.1. Charging the Keyboard

The keyboard features a 280mAh rechargeable battery. Use the included charging cable to power the device. The LED indicator will show the charging status:

- **Red LED:** Charging in progress.
- **Red LED Off:** Fully charged.

# recharge and go.

280mAh battery  
charging cable included



Image: A close-up view of the Macally keyboard highlighting the charging port and a battery icon, indicating its rechargeable nature.

## 3.2. Power On/Off

Locate the power switch on the top right side of the keyboard. Slide it to the 'ON' position to power on the keyboard and to 'OFF' to power it down.

## 3.3. Bluetooth Pairing

The keyboard can pair with up to three devices. Follow these steps to pair your device:

1. Ensure the keyboard is powered on.
2. Select a Bluetooth channel (B1, B2, or B3) by pressing the **Fn** key simultaneously with the desired channel key (e.g., **Fn + B1**). The corresponding LED (B1, B2, or B3) will flash.

3. To initiate pairing mode, press and hold **Fn + P** simultaneously. The selected channel's LED will flash rapidly, indicating it is ready to pair.
4. On your device (tablet, smartphone, PC), go to its Bluetooth settings and search for 'BTTABKEYBAT' (or similar).
5. Select the keyboard from the list of available devices to complete the pairing process. The LED will stop flashing once successfully paired.

Video: A demonstration of connecting the Macally Bluetooth keyboard to a device, highlighting the ease of pairing and use.

## 4. OPERATING INSTRUCTIONS

---

### 4.1. Switching Between Devices

After pairing multiple devices, you can easily switch between them by pressing the **Fn** key along with the corresponding channel key (**B1**, **B2**, or **B3**) for the desired device.

### 4.2. Using Shortcut Keys

The keyboard includes 13 shortcut/media keys (F1-F12, and a lock key) that provide quick access to various functions depending on your operating system. Refer to your device's operating system documentation for specific functions of these keys.



# small, but capable.

78 quiet scissor switch keys

13 shortcut/media keys



Image: A detailed view of the Macally keyboard, emphasizing its 78-key layout and the inclusion of 13 shortcut/media keys.

## 5. MAINTENANCE

To ensure the longevity and optimal performance of your Macally Bluetooth Keyboard, follow these maintenance guidelines:

- **Cleaning:** Use a soft, damp cloth to clean the keyboard surface. Avoid harsh chemicals or abrasive materials.
- **Storage:** Store the keyboard in a cool, dry place away from direct sunlight and extreme temperatures.
- **Battery Care:** For best battery life, avoid fully discharging the battery frequently. Charge it regularly, even if not in constant use.

- **Protection:** When traveling, consider using a protective sleeve or case to prevent scratches or damage.

## 6. TROUBLESHOOTING

### 6.1. Keyboard Not Pairing

- Ensure the keyboard is powered on and fully charged.
- Verify that Bluetooth is enabled on your device.
- Make sure the keyboard is in pairing mode (LED flashing rapidly after pressing **Fn + P**).
- If previously paired, try unpairing the keyboard from your device's Bluetooth settings and then re-pairing.
- Move the keyboard closer to your device to ensure it's within the 30ft wireless range.

### 6.2. Keys Not Responding

- Check if the keyboard is connected to the correct device channel (B1, B2, or B3).
- Ensure the keyboard battery is not critically low.
- Restart both the keyboard and your connected device.

### 6.3. Charging Issues

- Confirm the charging cable is securely connected to both the keyboard and a power source.
- Try using a different charging cable or USB port.
- Ensure the power source is active.

## 7. SPECIFICATIONS

Feature	Detail
Model Number	BTTABKEYBATBR
Connectivity Technology	Bluetooth
Compatible Devices	Laptop, PC, Smart TV, Smartphone, Tablet
Keyboard Description	Accessible
Special Features	Ergonomic, Hotkeys and Media Keys, Lightweight, Low-Profile Key, Round Key
Color	Boba Brown
Material	Plastic
Power Source	Battery Powered (280mAh rechargeable)
Switch Type	Linear (Scissor Switch)
Item Weight	0.071 ounces
Package Dimensions	14.65 x 7.91 x 1.38 inches



Image: A diagram illustrating the physical dimensions of the Macally Bluetooth Keyboard.

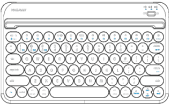




## 8. WARRANTY AND SUPPORT

Macally offers dedicated U.S. based support and service for its products. For warranty registration and additional support, please visit:

- **Warranty Registration:** [vip.macally.com](http://vip.macally.com)
- **Technical Support:** [techsupport@macally.com](mailto:techsupport@macally.com)



Related Documents - BTTABKEYBATBR

<div><div>MACALLY</div><div>RECHARGEABLE IPAD BLUETOOTH COMPACT KEYBOARD QUICK SWITCH BETWEEN THREE DEVICES User's Guide</div><div></div><div>For Three Devices - Mac, iPad, iPhone, PC, Smartphones &amp; Tablets</div></div>	<p><a href="#">Macally BTTABKEYBAT Rechargeable Bluetooth Compact Keyboard User's Guide</a></p> <p>Comprehensive guide for the Macally BTTABKEYBAT rechargeable Bluetooth compact keyboard. Learn about features, setup, and multi-device connectivity for Mac, iPad, iPhone, PC, and Android.</p>
<div><div>MACALLY</div><div>QUICK SWITCH BLUETOOTH KEYBOARD FOR THREE DEVICES User's Guide</div><div></div><div>For Three Devices - Mac, iPad, iPhone, PC, Smartphones &amp; Tablets</div></div>	<p><a href="#">Macally ACEBTKEY Quick Switch Bluetooth Keyboard User Guide</a></p> <p>User's guide for the Macally ACEBTKEY Quick Switch Bluetooth Keyboard, detailing setup and usage for Mac, iPhone, iPad, PC, Android Smartphones, and Tablets. Includes hardware basics, pairing instructions, and shortcut modes.</p>
<div><div>MACALLY</div><div>IPKBCASE11</div><div></div><div>Rugged Wireless Keyboard Case with Multi-Touch Trackpad For iPad A16, Detachable Magnetic Snap-On Case, Black For iPad</div></div>	<p><a href="#">Macally IPKBCASE11 Rugged Wireless Keyboard Case with Trackpad for iPad A16: User Guide</a></p> <p>User guide for the Macally IPKBCASE11 rugged wireless keyboard case with multi-touch trackpad, designed for iPad A16 (11th Gen). Covers package contents, setup, Bluetooth pairing, charging, keyboard shortcuts, trackpad gestures, battery and backlight usage, safety instructions, specifications, FCC statement, and warranty information.</p>
<div><div>BTWKEYMB</div><div>MACALLY</div><div>ULTRA SLIM BLUETOOTH WIRELESS KEYBOARD</div><div></div><div>GB User guide / DE Bedienungsanleitung FR Guide d'utilisation / ES Guía del usuario NL Gebruikershandleiding / IT Guida utente</div></div>	<p><a href="#">Macally BTWKEYMB Ultra Slim Bluetooth Wireless Keyboard User Guide</a></p> <p>Comprehensive user guide for the Macally BTWKEYMB Ultra Slim Bluetooth Wireless Keyboard, covering setup, pairing, features, and troubleshooting for Mac, iPad, and iPhone.</p>
<div><div>MACALLY</div><div>QUICK SWITCH BLUETOOTH KEYBOARD FOR THREE DEVICES User's Guide</div><div></div><div>For Three Devices - Mac, iPad, iPhone, PC, Smartphones &amp; Tablets</div></div>	<p><a href="#">Macally Quick Switch Bluetooth Keyboard for Three Devices User Guide</a></p> <p>Comprehensive user guide for the Macally ACEBTKEY Quick Switch Bluetooth Keyboard, covering setup, features, and detailed pairing instructions for Mac, Windows PCs, iPads, iPhones, and Android smartphones and tablets.</p>

QMOUSE

**3 BUTTON OPTICAL  
USB MOUSE**



GB User guide / FR Guide d'utilisation  
DE Bedienungsanleitung / ES Guía del usuario  
NL Gebruikershandleiding / IT Guida utente

[Macally QMOUSE 3 Button Optical USB Mouse User Guide | Setup & Support](#)

Official user guide for the Macally QMOUSE, a 3-button optical USB mouse with a 1200 dpi sensor.  
Learn about setup, safety, warranty, and technical support for your Macally mouse.