

kinstone 102MF-6+128GB-GY-NEW

Kinstone Android Tablet 10 Inch User Manual

Brand: kinstone | **Model:** 102MF-6+128GB-GY-NEW

INTRODUCTION

This manual provides comprehensive instructions for the operation, maintenance, and troubleshooting of your new kinstone 102MF-6+128GB-GY-NEW Android Tablet. Please read this manual carefully before using the device to ensure proper functionality and to maximize your user experience.



Figure 1: Kinstone Android Tablet 10 Inch, front and back view.

WHAT'S IN THE BOX

Verify that all items are present in the packaging:

- 1 x Android 12G Tablet
- 1 x USB Type-C Cable
- 1 x Power Adapter
- 1 x User Manual (this document)




Figure 2: Included accessories: tablet, USB-C cable, power adapter, and user manual.

SETUP

1. Initial Charging

Before first use, fully charge the tablet. Connect the provided USB Type-C cable to the tablet's Type-C port and the power adapter, then plug the adapter into a wall outlet.

6000mAh

Large Power



5V2A



Type-C



6000mAh



Standby 480h



Figure 3: The tablet features a 6000mAh battery and charges via a Type-C port.

2. Powering On/Off

- To power on: Press and hold the Power button located on the side of the tablet until the screen lights up.
- To power off: Press and hold the Power button, then select "Power off" from the options that appear on the screen.

3. Initial Configuration

Upon first startup, follow the on-screen prompts to set up your language, Wi-Fi connection, Google account, and other basic settings.

4. Inserting a MicroSD Card (Optional)

The tablet supports up to 1TB TF card expansion. Locate the MicroSD card slot on the side of the tablet and gently insert the card until it clicks into place.

6GB+128GB

Store all your favorite things.
Expandable: 1TB



6GB
RAM



MicroSD
Card



Bluetooth 5.0
Bluetooth



1TB
Expandable



128GB
ROM



5G Dual WiFi
Internet



Google play



facebook

TikTok



WhatsApp

YouTube

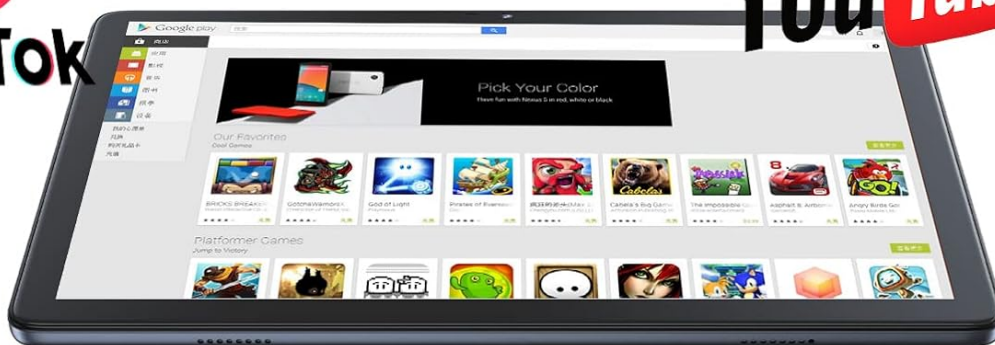


Figure 4: The tablet offers 6GB RAM and 128GB ROM, with support for 1TB MicroSD card expansion.

OPERATING INSTRUCTIONS

1. Basic Navigation

- **Touchscreen Gestures:** Tap to select, swipe to scroll, pinch to zoom.
- **Physical Buttons:**
 - Power Button: Powers on/off, locks/unlocks screen.
 - Volume Buttons: Adjusts audio volume.
 - Reset Button: Small pinhole for force restart if needed.




Figure 5: Overview of tablet ports and buttons, including power, volume, reset, and Type-C.

2. Connectivity

- **Wi-Fi:** The tablet supports 2.4G and 5G dual-band Wi-Fi. Go to *Settings > Network & internet > Wi-Fi* to connect to a network.
- **Bluetooth:** The tablet features Bluetooth 5.0 for stable and fast connections. Go to *Settings > Connected devices > Bluetooth* to pair with devices.



Figure 6: The tablet supports both 2.4G and 5G Wi-Fi bands and Bluetooth 5.0 for reliable connectivity.

3. Camera Usage

The tablet is equipped with a 5MP rear camera and a 2MP front camera. Open the "Camera" application to capture photos and videos.

Capture Life's Moments

5MP Rear / 2MP Front Camera



Figure 7: The tablet features a 5MP rear camera and a 2MP front camera for capturing moments.

4. Audio

The tablet features dual speakers for stereo surround sound. An earphone jack is also available for private listening.

Dual speakers

Stereo surround sound 



Figure 8: The tablet is equipped with dual speakers for enhanced audio experience.

5. Storage Management

With 128GB of internal storage and support for up to 1TB external TF card, you can manage your files, applications, and media through the "Files" app or by connecting the tablet to a computer.

6. Application Management

Download and install applications from the Google Play Store. Manage installed apps via *Settings > Apps*.

MAINTENANCE

1. Cleaning

Use a soft, lint-free cloth to clean the screen and body of the tablet. Avoid using harsh chemicals or abrasive materials.

2. Software Updates

Regularly check for system updates to ensure optimal performance and security. Go to *Settings > System > System update*.

3. Battery Care

To prolong battery life, avoid extreme temperatures and fully discharging the battery frequently. The 6000mAh battery provides 6-8 hours of usage.

TROUBLESHOOTING

Problem	Possible Cause	Solution
Tablet does not turn on.	Low battery; system crash.	Charge the tablet for at least 30 minutes. If still unresponsive, press the reset button with a pin.
Wi-Fi connection issues.	Incorrect password; router issue; out of range.	Verify Wi-Fi password. Restart router. Move closer to the Wi-Fi source.
Applications crashing or freezing.	Insufficient RAM; app bug; outdated software.	Close background apps. Clear app cache. Update the app or system software.
Slow performance.	Too many apps running; low storage; outdated software.	Close unused apps. Free up storage space. Perform a system update.

SPECIFICATIONS

Feature	Detail
Model Name	102MF-6+128GB-GY-NEW
Operating System	Android
Screen Size	10.1 Inches
Screen Resolution	1280 x 800 pixels (IPS HD)
Processor	2 GHz Octa-Core (MediaTek 8183)
RAM	6GB
Internal Storage	128GB
Expandable Storage	Up to 1TB (TF Card)
Rear Camera	5 MP
Front Camera	2 MP
Wireless Connectivity	802.11ac (2.4G+5G Dual Wi-Fi)
Bluetooth	Bluetooth 5.0
Battery Capacity	6000mAh
Average Battery Life	6-8 hours (usage), 10 hours (listed)
Charging Port	Type-C
Dimensions (LxWxH)	12.9 x 7.5 x 1.4 inches
Item Weight	2 pounds

Feature	Detail
Color	Gray

Refuse to lag, go limitless



 **MediaTek | 8183**
Octa-core processor

 **4*A73+4*A53**
High performance core

 **12nm**
Low consumption low temperature



Figure 9: The tablet is powered by a MediaTek 8183 Octa-core processor for high performance.

10.1 inch In-cell

HD Large Screen



Figure 10: The tablet features a 10.1-inch In-cell HD IPS screen with 1280x800 resolution and 178° viewing angle.



WARRANTY AND SUPPORT

The Kinstone Android Tablet comes with a **2-Year Warranty** from the date of purchase. This warranty covers manufacturing defects and ensures a satisfactory shopping experience.

For technical support, warranty claims, or any inquiries, please contact Kinstone customer service. We are committed to responding within 12 hours to assist you.

For more information, visit the official [Kinstone Store on Amazon](#).

Related Documents

	<p>RF Test Data for KST103SD-L Android Tablet</p> <p>Comprehensive RF test data for the KST103SD-L Android tablet, detailing conducted measurements across multiple LTE bands and configurations as performed by Shenzhen Toby Technology Co., Ltd.</p>
	<p>KST103SDL Android Tablet User Manual</p> <p>User manual for the KST103SDL Android tablet, covering setup, features, settings, and warranty information.</p>