

[Manuals.plus](#) /

› [GAOMON](#) /

› GAOMON Patio Furniture Set Instruction Manual

## GAOMON PHO\_12MG

# GAOMON Patio Furniture Set Instruction Manual

Model: PHO\_12MG

## PRODUCT OVERVIEW

---

The GAOMON 7-Piece Patio Dining Sofa Set is designed for versatile outdoor and indoor use, accommodating up to 9 people. It features durable PE rattan and a rust-free powder-coated metal frame, ensuring longevity and resistance to various weather conditions. The set includes an outdoor sectional sofa, a dining table, and ottomans, providing a comfortable and functional solution for gatherings and relaxation.



Image: The complete GAOMON 7-piece patio furniture set arranged on a wooden deck, showcasing its design and components.

## SAFETY INFORMATION

---

Please read and understand all safety information before assembly, use, or maintenance of the GAOMON Patio Furniture Set.

- Handle all components with care during assembly to prevent injury.
- Ensure all connections are securely fastened before use.
- Exercise caution when moving the furniture set to avoid damage or personal injury.
- Protect the furniture from extreme weather conditions (e.g., heavy rain, strong winds, prolonged direct sunlight) to prolong its lifespan. Consider using a furniture cover when not in use or during adverse weather.
- Keep children and pets away from the assembly area.

## SETUP AND ASSEMBLY

---

The GAOMON Patio Furniture Set is designed for easy assembly. Please ensure you have received all three boxes before beginning the assembly process. All necessary hardware and instructions are included.


### **Before You Begin:**

- Unpack all components and verify against the parts list provided in the packaging.
- Lay out all hardware and tools in an organized manner.
- Assemble on a soft, clean surface to prevent scratching the furniture.

### **Assembly Steps:**

1. Begin by assembling the main sofa sections. Connect the right and left corner sofas as per the included diagrams.
2. Attach the backrests and armrests to the sofa bases, ensuring all bolts are finger-tight initially.
3. Assemble the dining table. The plasticized wood tabletop should be securely attached to the rattan-wrapped frame.
4. Assemble the ottomans.
5. Once all main components are assembled, gradually tighten all bolts using the provided tool. Do not overtighten.
6. Place the soft sponge cushions and pillows onto the assembled furniture for comfort.

# MULTIPLE COMBINATION



Ottoman x3



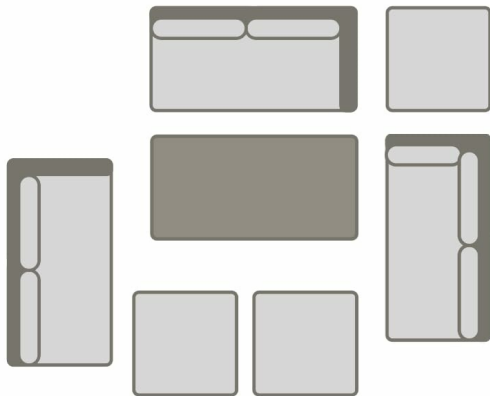
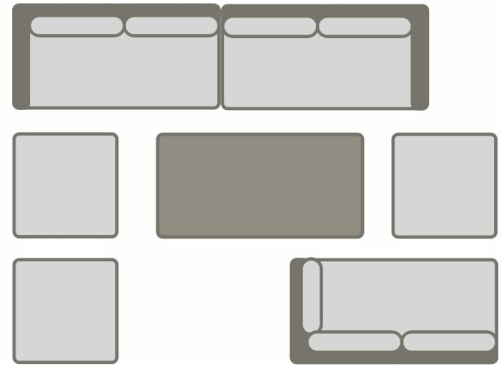
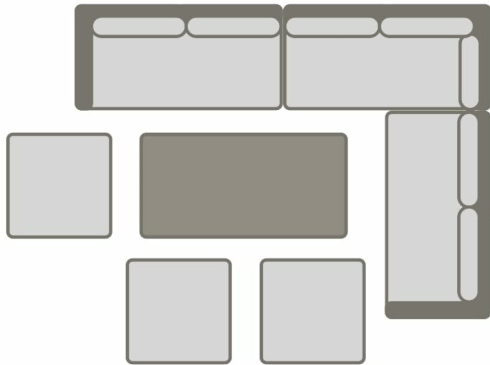
Right Comer Sofa x1



Left Comer Sofa x2



Table x1



AND MORE

Image: Product dimensions for the sofa sections, dining table, and ottoman, useful for planning your space during setup.

# PLASTIC WOOD DINING TABLE



Weather-resistant Material



Durable Large Surface



Dirt-resistant Tabletop



Image: Various layout options for the GAOMON patio furniture set, demonstrating its versatility for different occasions.

## OPERATING AND FEATURES

The GAOMON Patio Furniture Set offers a comfortable and versatile experience for various outdoor and indoor settings.

### Key Features:


- **Versatile Seating:** The sectional design allows for multiple configurations to suit different spaces and occasions, from intimate conversations to larger gatherings. It can accommodate up to 9 people.
- **Comfortable Design:** Features soft sponge cushions and pillows for enhanced comfort. The ergonomic design provides support for extended relaxation.
- **Integrated Storage Table:** The dining table is designed with ample space underneath for convenient storage, helping to keep your outdoor area tidy.
- **Durable Materials:** Constructed with commercial-grade PE rattan and a rust-free powder-coated metal frame for long-lasting durability.

- **Weather-Resistant Tabletop:** The plasticized wood tabletop is lightweight, sturdy, and designed to resist weather elements and dirt.



Image: The dining table component of the set, highlighting its integrated storage capability beneath the tabletop.


# UV Protection PE Rattan



**Better Water Resistance**



**Removable and Washable**



**Anti-slip and Protective Foot Pads**

**Poor Waterproof Ability**



**No Zipper**



**No Foot Pads**



# Poor Quality Rattan

Image: A detailed view of the plastic wood dining table surface, demonstrating its weather-resistant and dirt-resistant properties.

## MAINTENANCE AND CARE

Proper maintenance will ensure the longevity and appearance of your GAOMON Patio Furniture Set.

- **Cleaning the Frame and Rattan:** Wipe with a dry cloth regularly to remove dust and dirt. For deeper cleaning, use a mild soap solution and a soft brush, then rinse thoroughly with water and dry completely. Avoid harsh chemicals or abrasive cleaners.
- **Cushion Care:** The cushion covers are removable and washable. Follow the care instructions on the label, typically machine wash cold on a gentle cycle and air dry. Ensure cushions are completely dry before storing or placing back on furniture to prevent mildew.
- **Tabletop Care:** The plasticized wood tabletop is dirt-resistant. Wipe spills immediately with a damp cloth.
- **Weather Protection:** While the set is designed for all-weather use, covering the furniture during prolonged periods of non-use or severe weather conditions (heavy rain, snow, strong UV exposure) will significantly extend its lifespan and maintain its appearance.

- **Foot Pads:** The furniture includes anti-slip and protective foot pads. Periodically check these for wear and tear and replace if necessary to protect your flooring and ensure stability.



Image: Visual representation of the UV protection PE rattan features, highlighting water resistance, removable and washable cushions, and anti-slip foot pads for easy maintenance.

## TROUBLESHOOTING

This section addresses common issues you might encounter with your GAOMON Patio Furniture Set.

Problem	Possible Cause	Solution
Furniture feels wobbly after assembly.	Bolts are not fully tightened or unevenly tightened.	Ensure all bolts are tightened evenly. Loosen all bolts slightly, gently rock the furniture to settle, then retighten all bolts firmly.

Problem	Possible Cause	Solution
Cushions appear flattened or misshapen.	Prolonged pressure or improper storage.	Fluff cushions regularly. If storing, ensure they are laid flat or stored in a way that maintains their shape.
Rattan appears faded or damaged.	Prolonged exposure to harsh UV rays or extreme weather.	While the rattan is UV-protected, continuous exposure can cause wear. Use a furniture cover when not in use, especially during peak sun hours or off-season.
Difficulty assembling certain parts.	Misalignment or incorrect orientation of parts.	Refer to the assembly diagrams carefully. Ensure parts are oriented correctly before attempting to connect. Do not force parts together. If issues persist, contact customer support.

## SPECIFICATIONS

Attribute	Detail
Brand	GAOMON
Model Number	PHO_12MG
Material	PE Rattan, Powder-Coated Metal Frame, Plasticized Wood (tabletop), Sponge (cushions)
Color	Grey
Item Weight	Approximately 184.5 pounds (total)
Product Dimensions (Overall)	110 x 80 x 27.56 inches (L x W x H, approximate assembled configuration)
Seating Capacity	Up to 9 people
Care Instructions	Wipe with Dry Cloth (for frame/rattan), Removable and Washable (cushion covers)
ASIN	B0D5Z2K3WD
UPC	198290950614

## WARRANTY AND SUPPORT

For any shipping or assembly concerns, or if you require further assistance, please contact GAOMON customer service. Details regarding specific warranty coverage can typically be found on the product packaging or the retailer's website at the time of purchase.

For the most up-to-date support information, please visit the official GAOMON website or contact the seller directly.

Seller: [Gaomon Direct](#)

