Saved from manuals.plus.
Open the live page for links to other documents and user manuals.

Italeri 1469

Italeri F-35 C Lightning II 1:72 Scale Plastic Model Kit

Model: 1469 | Brand: Italeri

Introduction

This instruction manual provides essential information for the assembly and care of your Italeri F-35 C Lightning II 1:72 scale plastic model kit. Designed for enthusiasts aged 14 and up, this kit allows you to construct a detailed replica of the F-35 C Lightning II aircraft. Please read all instructions carefully before beginning assembly.

Safety Information

- This product is not suitable for children under 14 years of age due to small parts and sharp components.
- Always use tools with caution. Adult supervision is recommended for younger builders.
- Ensure adequate ventilation when using paints, glues, and solvents. Refer to the safety data sheets of individual products for specific precautions.
- Keep all parts and materials out of reach of small children and pets.

Package Contents

Your Italeri F-35 C Lightning II model kit includes:

- High-quality plastic sprues containing all model components.
- Illustrated assembly instructions.
- Decal sheet for various aircraft versions.

Please note: Tools, glue, and paints are not included with this plastic kit and must be purchased separately.



The product box for the Italeri F-35 C Lightning II 1:72 scale model kit, showing the aircraft on a carrier deck.

Assembly Instructions

The assembly of your Italeri F-35 C Lightning II model kit requires careful attention to detail. Follow the included step-by-step illustrated instructions provided within the kit. Each part is precisely molded and designed for accurate fit. Take your time to ensure proper alignment and secure bonding of components.
A general overview of model kit assembly, including unboxing and part preparation, can be seen in the video below. While this video features an F-35A, the techniques demonstrated are broadly applicable to the assembly of your F-35C model.

▶ **Watch video online**
Product Overview Video

This video provides a general overview of a plastic model kit, demonstrating the unboxing process and how to carefully remove parts from the sprues using appropriate tools. While it features an F-35A, the techniques shown are applicable to assembling the Italeri F-35C model.



A fully assembled Italeri F-35 C Lightning II model, showcasing its detailed design on a simulated aircraft carrier deck.

Painting and Decals

Once assembled, the model can be painted according to your preferences. The kit includes a detailed guide for recommended paint colors and decal placement to achieve various authentic aircraft versions. Refer to the specific instructions and diagrams for accurate application.

1:72 F-35C Lightning II

Art.-Nr. 510001469

ITALERI
scale modelling since 1962

Benötigte Farben / Paints required



Art. Nr.	Bezeichnung
510004315	IT Acrylfarbe Braun-Oliv, matt 20 ml
510004605	IT Acrylfarbe Rot glänzend 20 ml
510004669	IT Acrylfarbe Grün glänzend 20ml
510004677	IT Acrylfarbe Aluminium matt 20ml
510004678	IT Acrylfarbe Silber glänzend 20ml
510004679	IT Acrylfarbe Stahl matt 20ml
510004681	IT Acrylfarbe Metallgrau matt 20ml
510004726	IT Acrylfarbe Dkl. Grün matt 20ml
510004754	IT Acrylfarbe Dunkel Grau matt 20ml
510004762	IT Acrylfarbe Hell Ghost Grau matt 20ml
510004763	IT Acrylfarbe Möven Grau matt 20ml
510004769	IT Acrylfarbe Weiss matt 20ml
Weitere Farben:	(F.S. = Federal Standard)
510004951	IT Dunkelbraun (Acryl Model Wash)
510004952	IT Schwarz (Acryl Model Wash)
510004953	IT Oiled Earth (Acryl Model Wash)
510004954	IT Rost (Acryl Model Wash)
510004955	IT Grau (Acryl Model Wash)
510004956	IT Dunkelgrün (Acryl Model Wash)

Optionale Alterungsfarben / Washings:



A guide detailing the required paint colors and optional weathering washes for the Italeri F-35 C Lightning II model kit, with corresponding product numbers.

Version A: Lockheed F-35C, U.S. Navy VFA-125 “Rough Riders”, NAS Leemore, California 2019



Detailed diagram for applying decals for Version A of the F-35C, representing the U.S. Navy VFA-125 'Rough Riders' from NAS Lemoore, California 2019.

Version B:Lockheed F-35C, U.S. Navy VFA-97 “Warhawks”, NAS Leemore, California, march 2023

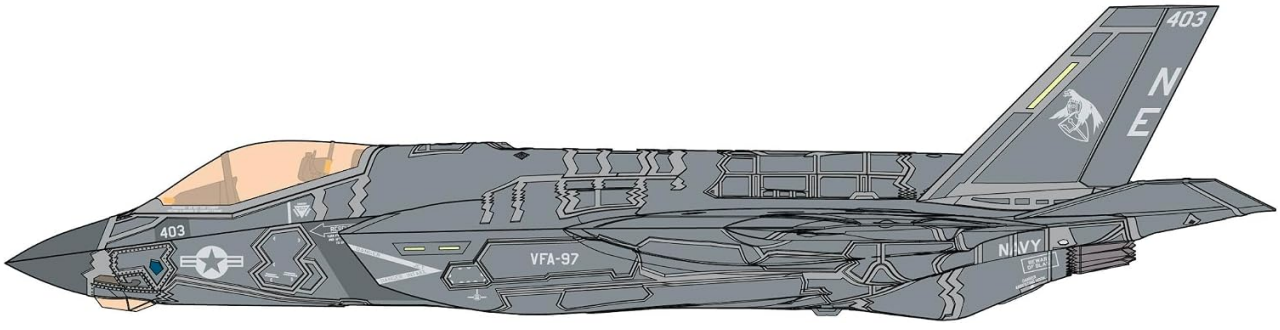

Detailed diagram for applying decals for Version B of the F-35C, representing the U.S. Navy VFA-97 'Warhawks' from NAS Lemoore, California, March 2023.

Version C: Lockheed F-35C, U.S. Navy VFA-147 “Argonauts”, NAS Leemore, California, november 2021

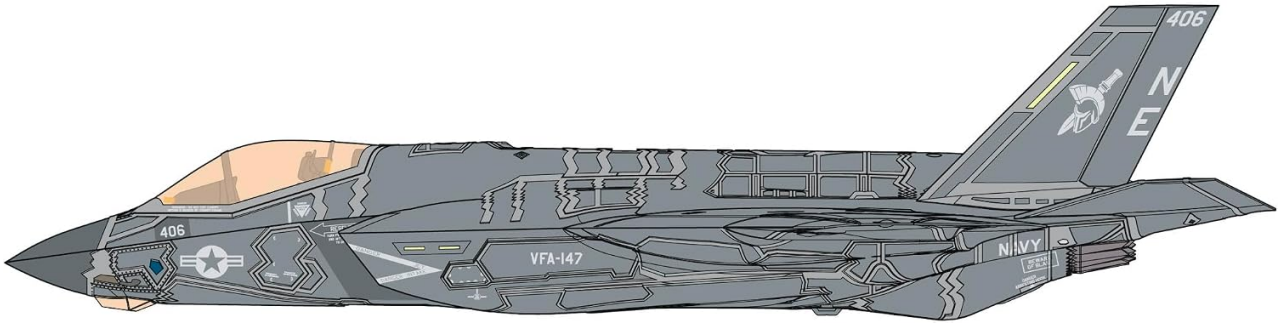

Detailed diagram for applying decals for Version C of the F-35C, representing the U.S. Navy VFA-147 'Argonauts' from NAS Lemoore, California, November 2021.

Version D: Lockheed F-35C, USMC VMFA-314 “Black Knights”, Williamtown AFB, Australia, July 2023.

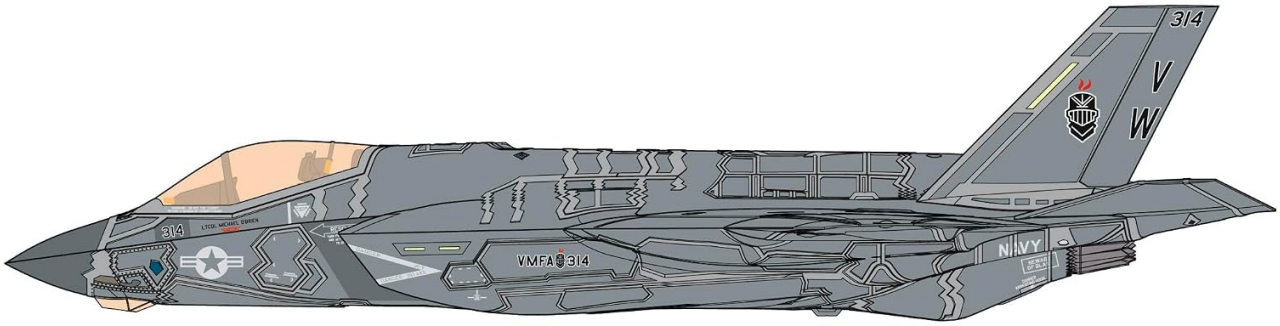

Detailed diagram for applying decals for Version D of the F-35C, representing the USMC VMFA-314 'Black Knights' from Williamtown AFB, Australia, July 2023.

Recommended Tools and Materials

For optimal assembly and finishing of your model, the following tools and materials are recommended:

- Plastic nippers or side cutters for removing parts from sprues.
- Hobby knife for trimming and detailing.
- Tweezers for handling small parts.
- Plastic cement (liquid or tube type).
- Model paints (acrylic or enamel) and brushes.
- Sanding sticks or fine-grit sandpaper for smoothing.

1:72 F-35C Lightning II

Art.-Nr. 510001469

Empfohlenes Werkzeug / Recommended Tools

Werkzeuge / Tools:



Art. Nr.	Bezeichnung
510003990	ITALERI Plastikklebstoff m. Pinsel 15ml
510005049	ITALERI Acryl-Verdünner 60 ml
510050814	ITALERI Präzisions Pinzette, gerade (1)
510050815	ITALERI Werkzeug-Set Plastik-Modellbau
510050822	ITALERI Profi-Bastelmesser mit Klingen (6)
510050825	ITALERI Ersatzklingen spitz (5) #50822
510050826	ITALERI Maskierfilm-Rolle 3mm x 18m (2)
510050827	ITALERI Maskierfilm-Rolle 6mm x 18m (2)
510050829	ITALERI Schneidunterlage Mat A 230x160mm
510050831	ITALERI Handbohrer mit 5 Bohrer

Klebstoffe / Cement:

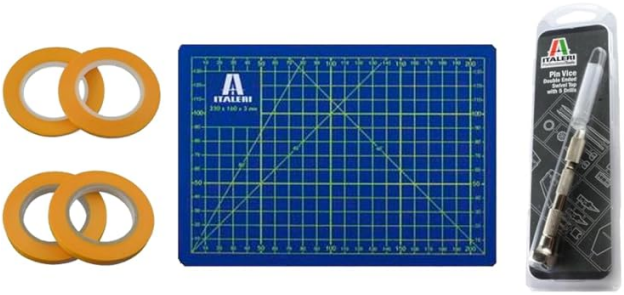



Seite 2

An illustration of recommended tools and adhesives for assembling the Italeri F-35 C Lightning II model kit, including nippers, tweezers, and plastic cement.

Product Specifications

Specification	Detail
Brand	Italeri
Model Name	F-35 C Lightning II
Item Model Number	1469
Scale	1:72
Material	Plastic
Recommended Age	14 years and up
Product Dimensions (L x W x H)	2.05 x 13.66 x 9.65 inches
Item Weight	12.6 ounces (0.36 Kilograms)
Manufacturer	ITALERI

Support and Warranty

For any questions regarding your Italeri F-35 C Lightning II model kit, please refer to the contact information provided on the product packaging or visit the official Italeri website for customer support. Information regarding product warranty, if applicable, will also be available through these channels.

© 2024 Italeri. All rights reserved.

Ask a question about this manual

Ask about setup, troubleshooting, compatibility, parts, safety, or missing instructions. Manuals+ will review the question and use this page's manual context to help answer it.

Name

Anonymous

Email

you@example.com

After a successful submission, we securely hash the supplied account or form email before sending it to Microsoft Advertising for conversion attribution. Privacy details.

Question

Example: How do I reset this device or fix this error?

Details

Model number, symptoms, what you tried, or the section of the manual you are using.

Submit question

Open the live page

https://manuals.plus/asin/B0D5XPJ84H

More documents and user manuals: **https://manuals.plus/**