

[Manuals.plus](#) /

› [Naifay](#) /

› Naifay Android Car Radio Stereo User Manual

Naifay B0D5M9JDVP

Naifay Android Car Radio Stereo User Manual

Model: B0D5M9JDVP

1. PRODUCT OVERVIEW

The Naifay Android Car Radio Stereo is a versatile in-dash navigation system designed to enhance your driving experience. It features a 10.1-inch 2.5D IPS touchscreen, Android 12 operating system, and a 4-core processor with 2GB RAM and 32GB ROM. This unit offers seamless integration with your smartphone through wireless Apple CarPlay and Android Auto, along with wired/wireless MirrorLink functionality. It provides comprehensive GPS navigation, WiFi connectivity for app downloads, Bluetooth 5.1 for hands-free calling and audio streaming, FM radio, AHD backup camera support, and steering wheel control (SWC) compatibility.



Image: Naifay Android Car Radio Stereo with CarPlay and backup camera icons.

2. APPLICABLE CAR MODELS

This car radio stereo is compatible with a range of Jeep, Chrysler, and Dodge vehicles. Please verify your vehicle's compatibility before installation.

- For Jeep Wrangler/Unlimited: 2007-2018
- For Jeep Compass: 2009-2016
- For Jeep Patriot: 2009-2016
- For Jeep Grand Cherokee: 2005-2011
- For Jeep Liberty: 2008-2011
- For Jeep Commander: 2008-2011
- For Chrysler Sebring: 2007-2010
- For Town&Country: 2007-2010
- For Dodge Grand Caravan: 2011-2014
- For Dodge Charger: 2008-2010

- For Dodge Ram Pickup 1500/2500/3500: 2009-2012

Note: Not compatible with SiriusXM and J.B.L premium audio systems.

For Jeep Wrangler JK Dodge Ram

Plug And Play Wiring Harness, Easy To Install



For Jeep Wrangler/Unlimited 2007-2018;
 For Jeep Compass 2009-2016;
 For Jeep Patriot 2009-2016;
 For Jeep Grand Cherokee 2005-2011;
 For Jeep Commander 2008-2011;
 For Town&Country 2007-2010;
 For Dodge Grand Caravan 2011-2014;
 For Dodge Charger 2008-2010;
 For Dodge Ram Pickup 1500/2500/3500
 2009-2012.

Image: Diagram showing compatible vehicle models and a comparison of car dashboards before and after installation.

3. SETUP AND INSTALLATION

This Naifay double din radio is designed for plug-and-play installation, coming with a wiring harness tailored for compatible vehicles. Professional installation is recommended if you are unfamiliar with car audio systems.

3.1 Wiring Diagram

Refer to the provided wiring harness diagram for correct connections. Ensure all cables are securely connected to their respective ports on the head unit and vehicle's wiring system.

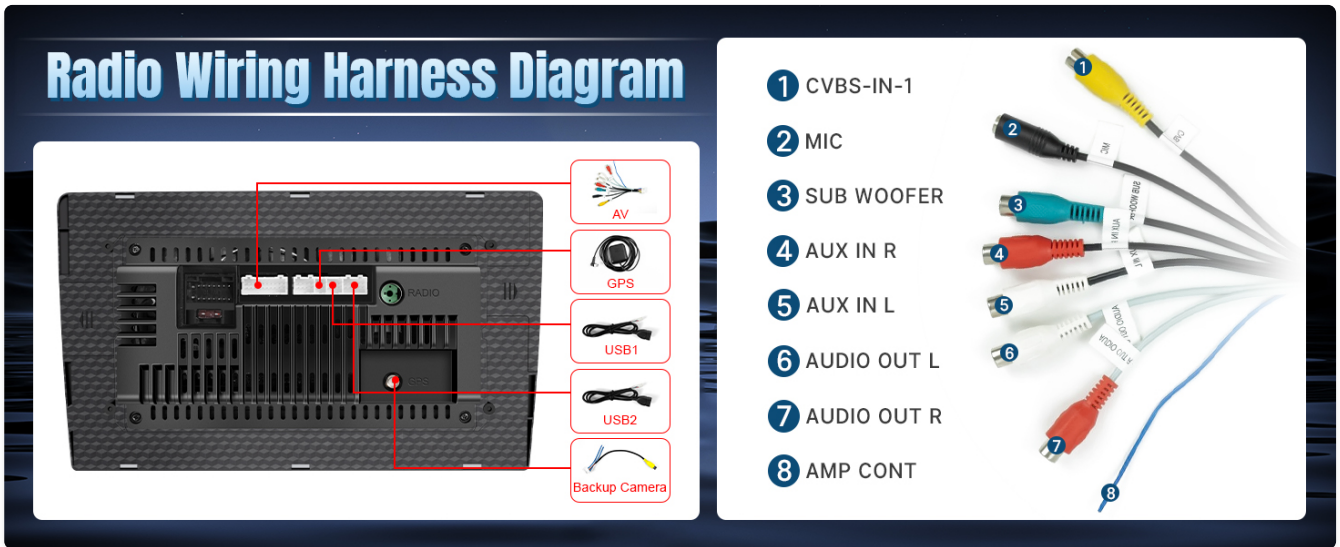


Image: Detailed diagram of the radio's rear connections and the wiring harness.

3.2 Physical Installation

Carefully remove your existing car radio. Connect the Naifay unit using the provided wiring harness. Secure the new head unit in the dashboard. Test all functions before fully reassembling the dashboard components.



Image: Visual representation of the car stereo installed in a vehicle dashboard.

4. OPERATING INSTRUCTIONS

4.1 CarPlay & Android Auto

Connect your compatible iPhone or Android phone wirelessly to access mobile phone features such as address book, mail, notifications, map navigation, music, and video. Voice control is supported for hands-free operation.

Wireless CarPlay & Wireless Android Auto

Connect to mobile phone, access mobile phone address book, mail, notification, map navigation, music and so on.



Wired & Wireless MirrorLink

iOS phone supports wireless connection
Android phone supports wireless/wired connection



Image: Screenshots demonstrating the Wireless CarPlay and Android Auto interfaces on the car stereo screen.

4.2 MirrorLink Function

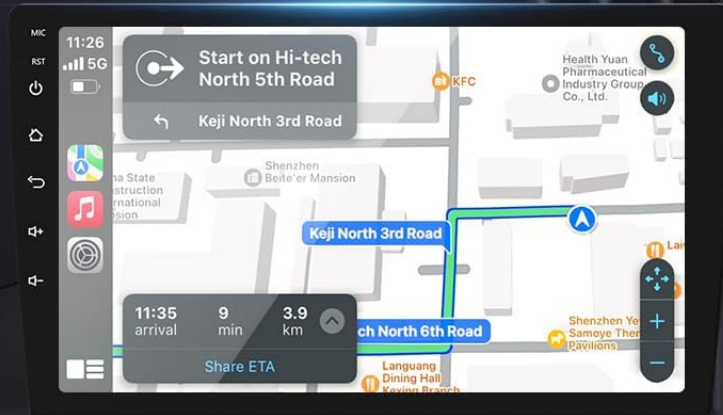

Mirror your phone's interface to the large screen to access all functions on your phone, including apps like YouTube, Instagram, and Snapchat. iOS phones support wireless connection, while Android phones support both wireless and wired connections.

4.3 GPS Navigation & WiFi Connection

The unit includes a GPS module. Connect to WiFi or your phone's hotspot to download offline maps or use online maps. You can also download various apps from the app store, such as Spotify and YouTube.

GPS Navigation

Android head unit supports online and offline map.
(via menu - download map).



WiFi Connection

You can connect to WiFi or your phone's hotspot to download apps from play store, such as YouTube, Tiktok, Spotify, Twitter, and more, which can enrich your trip!

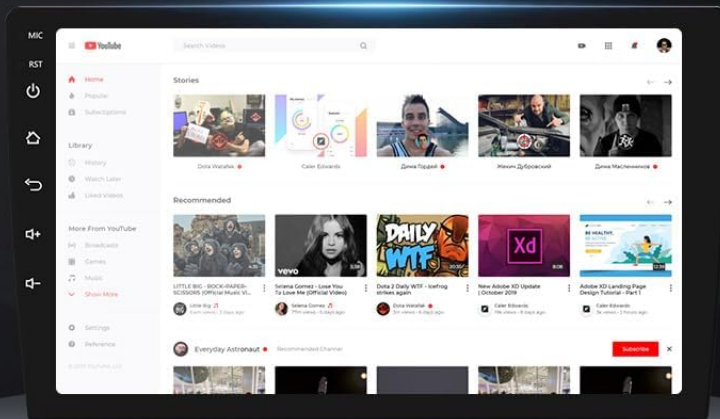


Image: Displays the GPS navigation interface and various app icons available via WiFi connection.

4.4 Bluetooth 5.1 & FM Radio

Utilize Bluetooth 5.1 for hands-free calls and wireless audio streaming. The unit has a built-in microphone and an external mic jack. The stable FM radio allows for manual and automatic station search with unlimited preset stations.

4.5 AHD Backup Camera & SWC

The system supports an AHD backup camera with a 170-degree ultra-wide angle and waterproof design for safer parking. It also supports the original car's steering wheel controls (SWC). After correct wiring, learn the steering wheel buttons to control music playback, volume, and calls.



Image: Visual representation of Bluetooth calling, FM radio interface, split screen mode, steering wheel control setup, and backup camera view.

4.6 Split Screen Function

The split screen feature allows you to run two applications simultaneously on the display, such as navigation and music playback.

5. SPECIFICATIONS

Feature	Specification
Item Weight	3.5 pounds
Package Dimensions	11.89 x 11.06 x 3.9 inches
Display Size	10.1 Inches
Voice Command	Touchscreen
Operating System	Android 12
Memory Storage Capacity	32 GB (2GB RAM + 32GB ROM)
Processor	4-Core
Connectivity Technology	Wireless, Bluetooth, USB, WiFi
Special Features	Android Auto, Apple CarPlay, Built-In Bluetooth, GPS Navigation, Touchscreen
Audio Output Mode	Stereo, FM Radio
Mounting Type	Dashboard Mount or Panel Mount

6. MAINTENANCE

To ensure the longevity and optimal performance of your Naifay car radio stereo, follow these maintenance guidelines:

- **Cleaning:** Use a soft, dry cloth to clean the touchscreen and exterior. Avoid abrasive cleaners or solvents that could damage the surface.
- **Temperature:** Avoid exposing the unit to extreme temperatures, both hot and cold, for extended periods.
- **Moisture:** Keep the unit dry. Do not expose it to water or excessive humidity.
- **Software Updates:** Periodically check for software updates from Naifay to ensure you have the latest features and bug fixes.

7. TROUBLESHOOTING

If you encounter issues with your Naifay car radio stereo, consider the following common troubleshooting steps:

- **No Power:** Check all power connections and fuses. Ensure the wiring harness is correctly installed.
- **No Sound:** Verify speaker connections. Check volume levels and audio output settings. Ensure the mute function is not activated.
- **GPS Signal Issues:** Ensure the GPS antenna is properly installed and has a clear view of the sky.
- **Bluetooth Pairing Problems:** Ensure Bluetooth is enabled on both the stereo and your device. Delete previous pairings and try reconnecting.
- **Touchscreen Unresponsive:** Try restarting the unit. If the issue persists, a factory reset might be necessary (consult support if unsure).
- **CarPlay/Android Auto Not Connecting:** Ensure your phone's operating system is up to date. Check USB cable connection if using wired MirrorLink.

For persistent issues or technical assistance, please refer to the support section below.

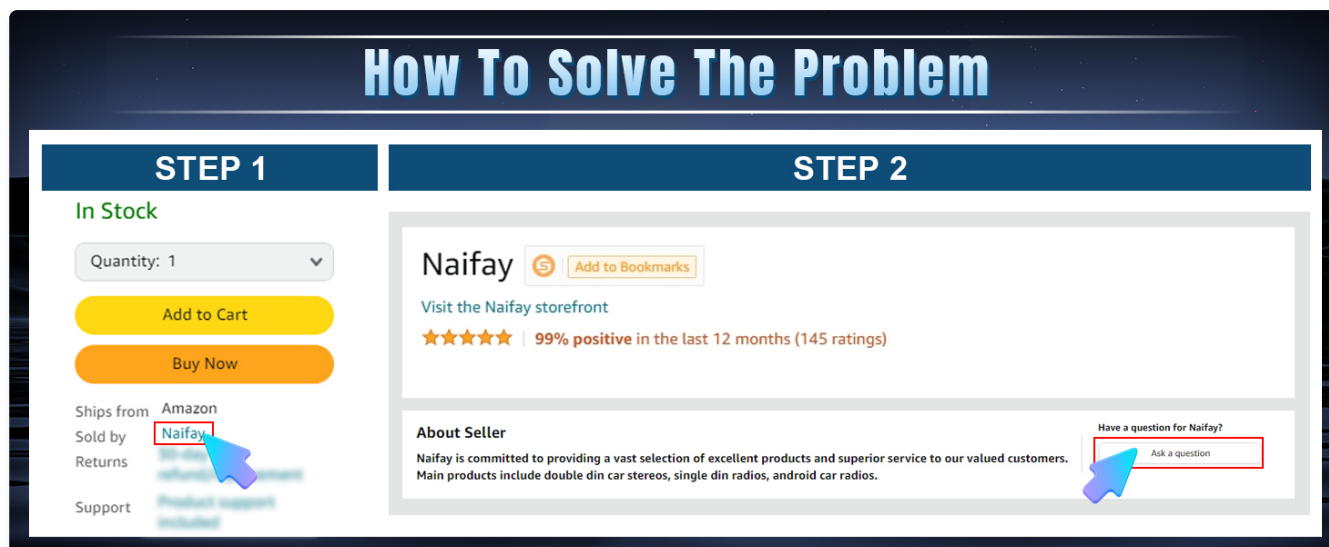


Image: Illustration guiding users on how to contact seller support for problem resolution.

8. PACKING LIST

The following items are included in your Naifay Android Car Radio Stereo package:

- Naifay Android Car Radio Stereo Unit
- Backup Camera
- Power Cable
- RCA Cable
- GPS Antenna
- WiFi Antenna
- Bluetooth Antenna
- Rear View Input Cable
- USB Cable (x2)
- Frame
- Can Bus
- USB Adapter Cable
- User Manual

Product Size & Packing List

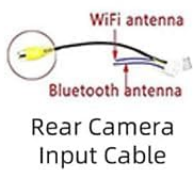


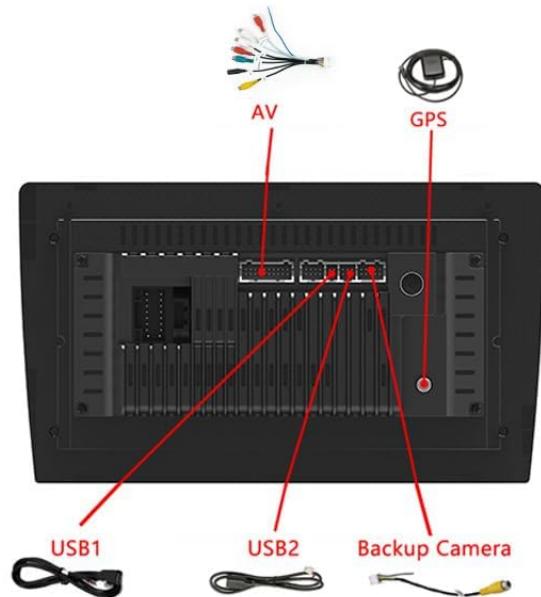
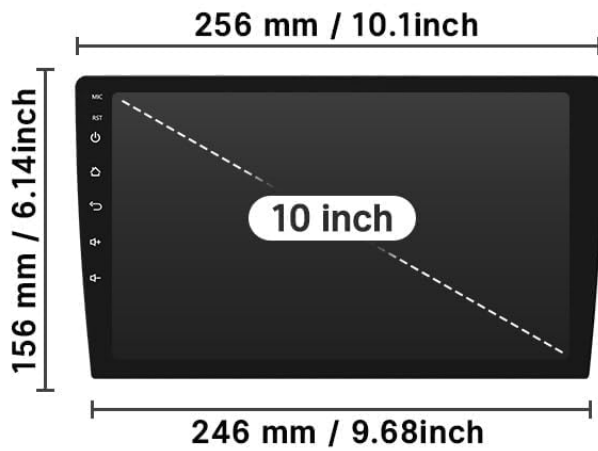


Image: Diagram showing the dimensions of the head unit and a visual list of all included accessories.

9. WARRANTY AND SUPPORT

Naifay is committed to providing excellent customer service and technical support for its products.

- **Quick Reply:** Expect a response to inquiries within 24 hours.
- **Return Policy:** Enjoy a 60-day no-worry return period.
- **Replacement:** A 12-month replacement is available for eligible issues.
- **Technical Support:** Lifetime after-sales consultation and technical support are provided.

For any questions or technical assistance, please contact Naifay customer service. You can typically find contact information by navigating to the seller's page on the platform where you purchased the product and looking for an "Ask a question" link or similar support contact.




Image: Banner highlighting Naifay's customer support commitments: 24-hour reply, 60-day return, 12-month replacement, and lifetime technical support.