

boAt 8905650068832

boAt Storm Call 3 Smartwatch User Manual

Model: 8905650068832

INTRODUCTION

This manual provides instructions for the setup, operation, maintenance, and troubleshooting of your boAt Storm Call 3 Smartwatch. Please read this manual thoroughly to ensure proper use and to maximize the device's functionality.

SETUP

1. Unboxing

The boAt Storm Call 3 package includes the following items:

- boAt Storm Call 3 Smartwatch
- Charging Cable
- Warranty Card
- User Manual

2. Charging the Device

Before initial use, fully charge the smartwatch. Connect the charging cable to the charging port on the back of the watch and to a standard USB power adapter. A full charge typically takes approximately 1 hour. The average battery life is up to 5 days, depending on usage.

3. App Installation and Pairing

1. Download the **boAt Crest App** from your smartphone's app store (available for Android and iOS).
2. Ensure Bluetooth is enabled on your smartphone.
3. Open the boAt Crest App and follow the on-screen instructions to create an account or log in.
4. Select 'Add Device' within the app and choose 'boAt Storm Call 3' from the list of available devices.
5. Confirm the pairing request on both your smartphone and the smartwatch.

OPERATING INSTRUCTIONS

1. Display and Navigation

The boAt Storm Call 3 features a 1.83" (4.6 cm) HD Display with 550 Nits Brightness for clear visibility. It supports a Wake Gesture to activate the screen.



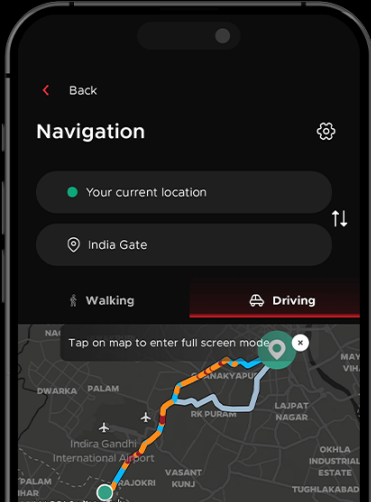
Image: The 1.83" HD Display provides clear visuals, as shown here during a cycling activity.

2. Turn-By-Turn Navigation

The smartwatch offers precise turn-by-turn navigation powered by Map My India. To use this feature:

1. Tap on 'Navigation' on your smartwatch.
2. Open the boAt Crest App on your phone and search for your destination.
3. Click on 'Get Directions' in the app to send the navigation data to your smartwatch.
4. Tap on 'Navigate on Watch' on your phone to begin the navigation.

Note: Navigation on the watch is displayed via an arrow, not a detailed map.

A smartwatch screen displaying a navigation app. At the top, there's a 'Back' button. Below it, the word 'Navigation' is centered. There are two input fields: the first contains 'Your current location' with a green dot icon, and the second contains 'India Gate' with a location pin icon. Below these fields are two mode selection buttons: 'Walking' (with a person icon) and 'Driving' (with a car icon). The 'Driving' mode is currently selected. The main part of the screen shows a map with a highlighted route in orange and blue. A text overlay on the map says 'Tap on map to enter full screen mode'. Various location names like DWARKA, PALAM, INDIA GATE, and others are visible on the map.

Steps for Navigation

- Tap on '**Navigation**' on your smart watch
- Open navigation & Search your destination on boAt Crest App.
- Click on '**Get Directions**' to send the navigation on your smart watch.
- Tap on '**Navigate on Watch**' on your phone to start the navigation.

NOTE: Navigation on watch is shown by an arrow and not shown on maps.

Image: Steps for initiating turn-by-turn navigation from the boAt Crest App to the smartwatch.

3. Bluetooth Calling

The smartwatch supports advanced Bluetooth calling, allowing you to make and receive calls directly from your wrist. Features include a dialpad, built-in microphone and speaker, and the ability to save contacts.

Crest App Fitness Challenges

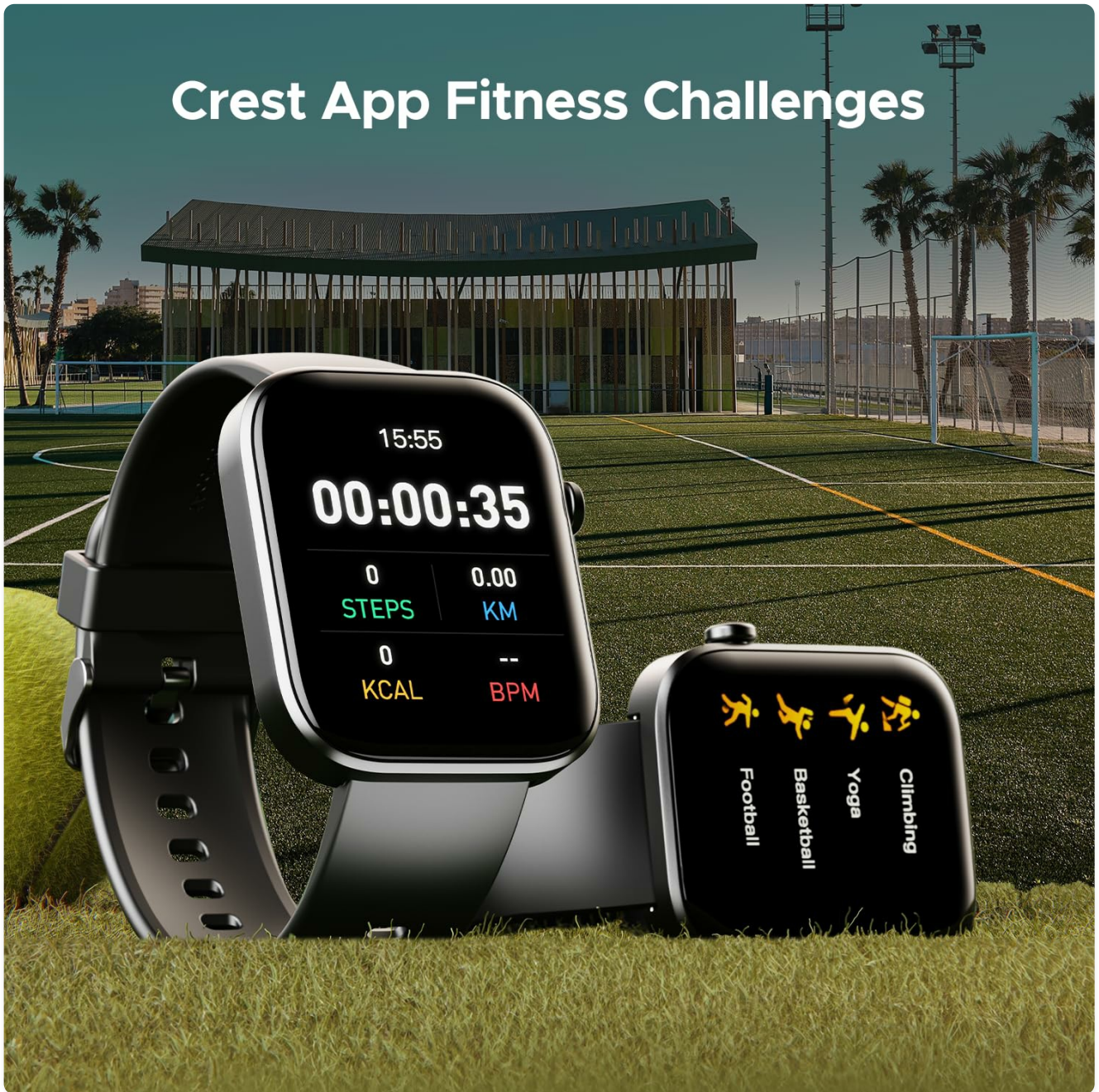



Image: The smartwatch displaying an incoming call, demonstrating its Bluetooth calling capability.

4. Daily Activity Tracking and Health Monitoring

The device tracks daily activities and offers comprehensive health monitoring features:

- **700+ Active Modes:** Select from over 700 sports and activity modes to track your workouts.
- **Heart Rate Monitoring:** Continuously monitors your heart rate.
- **SpO2 Monitoring:** Measures blood oxygen levels.
- **Sleep Monitoring:** Tracks sleep patterns and provides a sleep score.
- **Energy Score:** Provides insights into your energy levels.
- **Sedentary Alert:** Reminds you to move after periods of inactivity.

Turn by turn Navigation with Map My India



How To?

- Tap on 'Navigation' on your smart watch.
- Open navigation & Search your destination on boAt Crest App.
- Click on 'Get Directions' to send the navigation on your smart watch.
- Tap on 'Navigate on Watch' on your watch to start the navigation.
- NOTE: Navigation on watch is shown by an arrow and not shown on maps.

Image: The smartwatch displaying various fitness metrics, including steps, calories, and heart rate, during an activity.

5. DIY Watch Face Studio

Customize your smartwatch's appearance using the Watch Face Studio. You can select from various designs, use your own photos, or choose different themes to personalize your device.

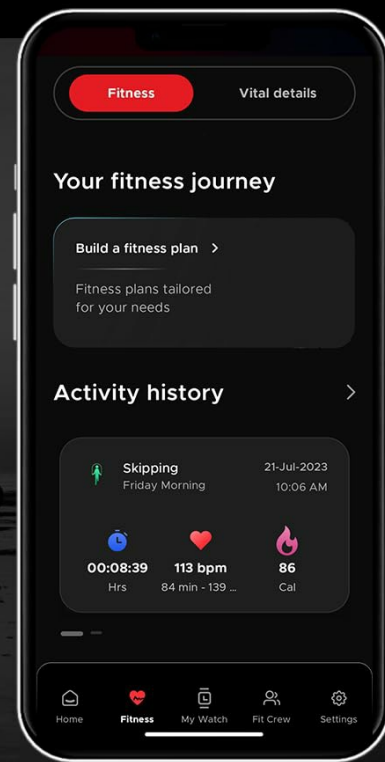
Crest App Health Ecosystem

Custom Run Plans

Fitness Buddies

Wellness Crew

Gamification and Badges



700+
Active Modes

Powered by
CREST⁺os

Image: The DIY Watch Face Studio interface on a smartphone, demonstrating customization options for the smartwatch display.

6. QR Code Tray

The QR Code Tray allows you to add up to 5 QR codes to your watch for quick access. These can be used for various purposes such as receiving payments, travel tickets, movie shows, identity cards, or social media profiles.



Image: The smartwatch screen displaying multiple QR codes, illustrating the QR Code Tray feature.

7. Emergency SOS

For safety, the Emergency SOS feature allows you to send an alert. To activate, long-press the watch button for three to five seconds. Your designated emergency contact will receive a call and an SMS with your location. This feature's location and SMS functionality are limited to Android users, and only one contact can be saved as an SOS contact.

Bluetooth Calling

Dialpad

Microphone and Speaker

Save Contacts



Image: A user activating the Emergency SOS feature by long-pressing the watch button.

8. Other Features

- **Notifications:** Receive alerts for calls, messages, and app notifications.
- **DND Mode:** Do Not Disturb mode to silence notifications.
- **Quick Replies:** Send quick responses to messages (Android only).
- **Utility Unit:** Includes Camera Control, Music Control, Alarm, Timer & Stopwatch, and Weather updates.
- **Built-In Games:** Provides entertainment options.

MAINTENANCE

1. Cleaning

Regularly clean your smartwatch and strap to prevent skin irritation and maintain device performance. Use a soft, lint-free cloth. If necessary, slightly dampen the cloth with water. Avoid using harsh chemicals or abrasive materials.

2. Water Resistance

The boAt Storm Call 3 is rated IP67 for dust, sweat, and splash resistance. This means it can withstand splashes and brief immersion in shallow water. It is not recommended for swimming, showering, or exposure to high-pressure water jets. Ensure the device is dry before charging.

3. Battery Care

To prolong battery life, avoid exposing the device to extreme temperatures. Charge the device using only the provided charging cable and a compatible power adapter. Do not leave the device fully discharged for extended periods.

TROUBLESHOOTING

1. Device Not Turning On

- Ensure the device is fully charged. Connect it to the charger for at least 30 minutes.
- Press and hold the side button for 10-15 seconds to attempt a forced restart.

2. Pairing Issues

- Ensure Bluetooth is enabled on your smartphone and the smartwatch.
- Make sure the smartwatch is within the Bluetooth range of your phone.
- Restart both your smartphone and the smartwatch.
- Clear the Bluetooth cache on your phone (if applicable) and try pairing again.
- Ensure the boAt Crest App is updated to the latest version.

3. Inaccurate Activity Tracking

- Ensure the watch is worn snugly on your wrist, not too loose or too tight.
- Calibrate the device through the boAt Crest App if a calibration option is available.
- Update the smartwatch firmware via the app.

4. Charging Problems

- Check if the charging cable is securely connected to both the watch and the power source.
- Ensure the charging pins on the watch and cable are clean and free of debris.
- Try using a different USB power adapter or port.

SPECIFICATIONS

Feature	Detail
Brand	boAt
Model Number	8905650068832
Colour	Active Black
Display Size	1.83 Inches (4.6 cm)
Connectivity Type	Bluetooth
Wireless Type	Bluetooth

Feature	Detail
Operating System	Crest+ OS
Battery Type	Lithium Polymer
Battery Capacity	250 Milliampere Hour (mAh)
Battery Charge Time	1 Hour
Average Battery Life	5 Days
Water Resistance	IP67 Dust, Sweat & Splash Resistant
Item Weight	110 g
Product Dimensions	4.7 x 10.2 x 12.5 cm
Included Components	Storm Call 3, Charging Cable, Warranty Card, User Manual
Manufacturer	Imagine Marketing Ltd.
Country of Origin	India



WARRANTY INFORMATION

The boAt Storm Call 3 Smartwatch comes with a manufacturer's warranty. Please refer to the included Warranty Card for detailed terms, conditions, and the duration of the warranty period. Retain your proof of purchase for warranty claims.

CUSTOMER SUPPORT

For further assistance, technical support, or service inquiries, please contact boAt customer support. You can find contact details on the official boAt website or within the boAt Crest App. The manufacturer of this product is Imagine Marketing Ltd.

Related Documents

	<p>boAt Storm Call 3 Smartwatch: HD Display, BT Calling, Fitness Tracker</p> <p>Explore the boAt Storm Call 3, a premium smartwatch featuring a 1.83" HD display, Bluetooth calling, comprehensive health monitoring, and over 100 sports modes. Learn how to use its features and stay connected.</p>
	<p>boAt Storm Call 3 Plus Smartwatch: HD Display & BT Calling</p> <p>Explore the boAt Storm Call 3 Plus smartwatch, featuring a premium 1.96-inch HD display, Bluetooth calling, comprehensive health tracking (heart rate, SpO2), and multiple sports modes for an active lifestyle.</p>



[boAt Xtend Call Plus Smartwatch: Features, Specifications, and User Guide](#)

Explore the boAt Xtend Call Plus smartwatch featuring a 1.91" HD display, advanced Bluetooth calling with ENx™ Tech, comprehensive health tracking (HR, SpO2, Sleep, Stress), over 100 sports modes, and IP67 water resistance. Learn about its features and companion boAt Crest app.



[boAt Ultima Connect Smartwatch: Bluetooth Calling, HD Display, Health & Fitness Tracker](#)

Explore the boAt Ultima Connect, a Bluetooth calling smartwatch featuring a 1.83-inch HD display, advanced health tracking, multiple sports modes, and long battery life. Get detailed information on its capabilities and design.