

Manuals+

[Q & A](#) | [Deep Search](#) | [Upload](#)

manuals.plus /

- › [Homary](#) /
- › [Homary Modern Smart Toilet User Manual](#)

Homary B0D5HS64NJ

Homary Modern Smart Toilet

USER MANUAL

Model: B0D5HS64NJ

Product Overview

The Homary Modern Smart Toilet is a one-piece, floor-mounted unit designed for enhanced comfort and hygiene. It integrates advanced features such as a tankless system, automatic flushing, and a bidet function, providing a sophisticated bathroom experience.



Image: The Homary Modern Smart Toilet, gold and white, installed in a bathroom with blue tiled walls and a gold-framed mirror.

Key features include:

- **Innovative Tankless Design:** Provides a sleek appearance and efficient operation with automatic flush.
- **Efficient Cleansing:** Features feminine spray and hip bidet nozzles for thorough and hygienic washing, reducing the need for excessive toilet paper.
- **Enhanced Comfort:** Offers an elongated bowl, adjustable heated seat, customizable water temperature, and jet intensities.
- **Convenient Smart Features:** Includes LED lighting, an air purifying system, a multi-functional remote control, and an auto open/close toilet seat.
- **Reliable Back-Up:** Equipped with a manual flush option for use during power outages.

Setup and Installation

This smart toilet is designed for floor-mounted installation. Ensure proper water supply and a dedicated power outlet are available at the installation site. Professional installation is recommended to ensure correct plumbing and electrical connections.

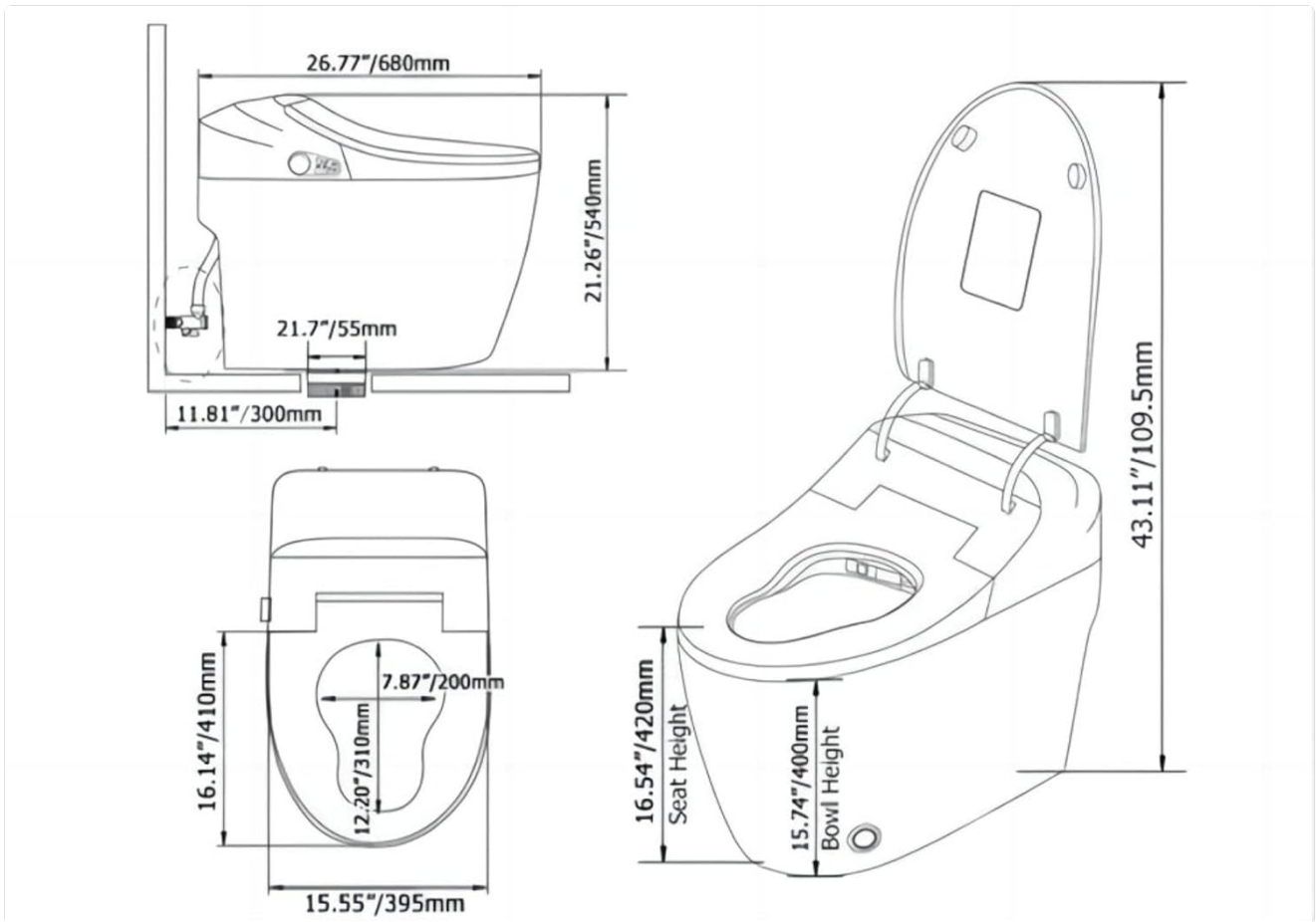


Image: Technical drawing showing the dimensions of the Homary Smart Toilet from various angles, including height, width, depth, and seat height.

Refer to the detailed dimension diagram for precise measurements and space requirements before installation.

Operating Instructions

Automatic Open/Close and Flushing

The toilet features hands-free automatic opening and closing of the lid and seat. It will automatically flip open when a person approaches and close after use. The tankless system provides an automatic flush after each use.

Hands-free Opening/Closing

Automatic flip when people approach
Automatic flip when people touch the toilet with feet



Image: Diagram illustrating the automatic flip-up mechanism of the toilet lid and seat when a person approaches or touches the toilet with their feet.

Remote Control and One-Touch Operation

All primary functions can be controlled via the included multi-functional remote control. Additionally, a one-touch control knob on the side of the toilet allows for simple operation, suitable for all users.

One Touch to Control

Simple and easy to operate, suitable for elderly and children



Rotate Backward
Female Cleaning



Press to Switch
Stop/Start



Rotate Forward
Hip Cleaning



Two Users Memory

Image: Close-up of the one-touch control panel on the side of the smart toilet, showing a rotating knob for female cleaning and hip cleaning, and a button for stop/start. It also indicates memory settings for two users.

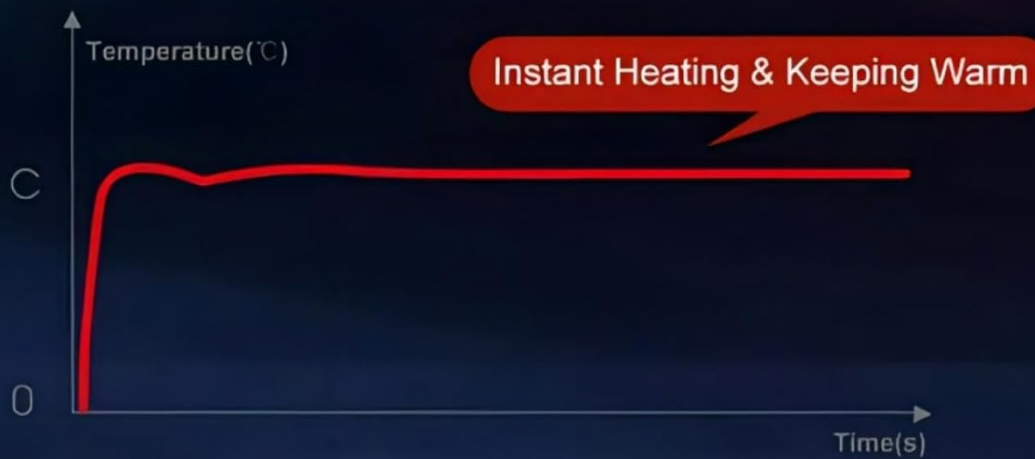

Bidet and Cleansing Functions

The toilet offers adjustable water temperature and pressure for its cleansing functions. Select between feminine spray and hip bidet nozzles for a personalized and hygienic wash. The system features instant heating, ensuring warm water is available without delay.



Image: Diagram illustrating the warm water wash feature, showing adjustable water temperature (Room Temperature, 35°, 37°, 39°C) and water pressure. It also depicts separate nozzles for female cleaning, hip cleaning, and nozzle self-cleaning.

Instant Heating No Need to Wait



Water with adjustable temperature settings

1st Gear
Room
Temperature

33°C
2nd Gear

38°C
3rd Gear

40°C
4th Gear

Image: A diagram illustrating the instant heating mechanism for water, showing cold water entering and instantly being heated to desired temperatures (e.g., 33°C, 38°C, 40°C) without waiting.

Heated Seat and Warm Air Drying

Enjoy enhanced comfort with the adjustable heated seat, offering multiple temperature settings. After cleansing, a warm-air drying system provides a gentle and effective drying experience, also with adjustable temperature settings.

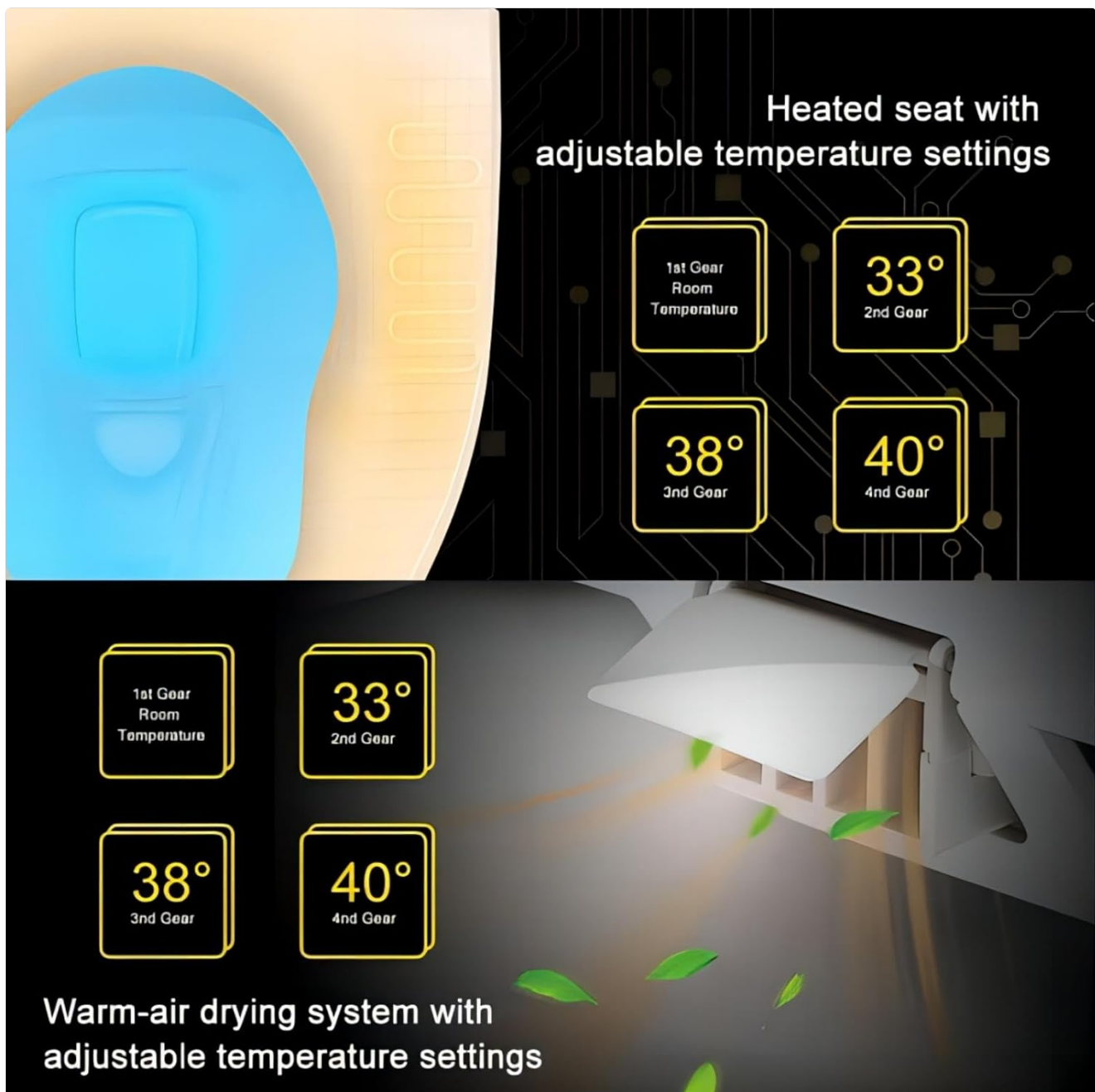


Image: Visual representation of the heated seat and warm-air drying system, showing four temperature settings: 1st Gear (Room Temperature), 2nd Gear (33°), 3rd Gear (38°), and 4th Gear (40°).

LED Lighting and Air Purifying

Integrated LED lighting assists in locating the toilet in low-light conditions. An air purifying system helps maintain a fresh and clean bathroom environment.

Maintenance

Regular cleaning of the toilet bowl and exterior surfaces with mild, non-abrasive cleaners is recommended. The bidet nozzles feature a self-cleaning function to ensure hygiene. Avoid using harsh chemicals or abrasive materials that could damage the ceramic or electronic components.

For optimal performance, ensure the power outlet is clean and free from moisture.

Troubleshooting

No Power/Functions Not Working: Ensure the toilet is properly plugged into a functional power outlet. Check the

circuit breaker if necessary.

Manual Flush: In the event of a power outage, the toilet is equipped with a manual flush option. Locate the manual flush mechanism (refer to installation guide for exact location) and activate it as needed.

Water Issues: If water pressure is low or water is not heating, verify the water supply valve is fully open and check for any blockages in the water line. Ensure temperature settings are correctly adjusted.

For issues not covered here, please contact customer support.

Specifications

Attribute	Detail
Brand	Homary
Model	B0D5HS64NJ
Color	Gold
Material	Ceramic, Vitreous China
Installation Type	Floor Mounted
Shape	Oblong
Flushing System	Tankless, Automatic Flush
Water Consumption	1.27 GPF (Gallons Per Flush)

Warranty and Support

This product is subject to a 30-day return policy from the date of purchase. For specific warranty details, please refer to the documentation provided with your purchase or contact Homary customer service directly.

For technical assistance, troubleshooting, or parts inquiries, please contact Homary customer support. You can find contact information on the Homary official website or through your purchase platform.

Homary Customer Service: [Visit Homary Store on Amazon](#)