

SMALLRIG 4486

SmallRig HawkLock H38 Quick Release Mount Plate for Arca-Swiss (Model 4486) Instruction Manual

1. INTRODUCTION

This manual provides detailed instructions for the proper installation, operation, and maintenance of your SmallRig HawkLock H38 Quick Release Mount Plate. Designed for photographers and videographers, this system offers a secure and efficient way to mount and dismount cameras from various support systems, including Arca-Swiss and Manfrotto compatible equipment. Please read this manual thoroughly before use to ensure optimal performance and longevity of the product.




2. PACKAGE CONTENTS

Verify that all items listed below are present in your package:

- Quick Release Baseplate for Arca-Swiss x 1
- Quick Release Plate for Arca-Swiss x 1
- Allen Wrench x 2

In the Box

HawkLock Clamp for Arca-Swiss × 1
HawkLock for Arca-Swiss × 1
Hex Spanner × 1



Specifications

ID	Product Dimensions	Product Weight
4486	54.6 × 41.0 × 23.0mm / 2.1 × 1.6 × 0.9in	88.0 ± 2.0g / 0.16 ± 0.01lb
Material(s)	Package Dimensions	Package Weight
Aluminum Alloy, Stainless Steel, Silicone	77.0 × 65.5 × 41.0mm / 3.0 × 2.6 × 1.6in	106.0 ± 5.0g 0.23 ± 0.01lb

Image 2.1: The Quick Release Baseplate, Quick Release Plate, and two Allen wrenches included in the box.

3. INSTALLATION AND SETUP

3.1 Attaching the Quick Release Plate to Your Camera

1. Identify the Quick Release Plate (the smaller component with two screws and silicone pads).
2. Align the 1/4"-20 screws on the Quick Release Plate with the threaded holes on the bottom of your camera or camera cage. The plate features two 1/4"-20 screws for secure mounting, preventing twisting. If mounting directly to a camera with a single 1/4"-20 thread, remove one of the screws from the plate using an Allen wrench.
3. Tighten the 1/4"-20 screw(s) firmly using the provided Allen wrench. Ensure the silicone pad on the

top of the plate is positioned correctly to protect your camera from scratches and increase friction for a stable fit.

Wide Cmpatibility

The quick release plate for Arca is compatible with standard clamp for Arca.



Image 3.1: The Quick Release Plate showing the two 1/4"-20 screws and silicone pads for secure, scratch-resistant camera attachment.

3.2 Attaching the Quick Release Baseplate to Your Tripod or Accessory

1. Identify the Quick Release Baseplate (the larger component with the sliding groove and release button).
2. The baseplate features two 1/4"-20 threaded holes spaced 18mm apart on its bottom. These can be used to fix the baseplate to a Manfrotto quick release plate or other accessories with corresponding screw mounts.
3. Securely attach the Quick Release Baseplate to your desired tripod head, gimbal, or other support system using appropriate screws (not included, typically provided with the tripod/accessory) through the 1/4"-20 threaded holes.

Sturdy & Scratch-Resistant

Built-in two 1/4"-20 screws to lock in place for a solid, non-deflecting fit



Silicone pad on the top of the plate increases friction, prevent the camera from scratching

Image 3.2: The Quick Release Baseplate's underside with 1/4"-20 threaded holes for attachment to other accessories like a Manfrotto plate.

4. OPERATION

4.1 Mounting Your Camera

1. With the Quick Release Plate attached to your camera and the Quick Release Baseplate secured to your support system, align the Quick Release Plate with the groove on the Baseplate.
2. Press the release button on the Quick Release Baseplate.
3. Slide the Quick Release Plate (with camera attached) into the groove of the Baseplate. The patented QR-Slide structure allows for smooth sliding. The design permits sliding the camera into the base from any of the four sides (landscape or portrait orientation), offering flexibility and saving time.
4. Release the button. The roll pins will engage, locking the plate firmly in place. Ensure the plate is fully seated and locked before use.

HawkLock QR-Slide Patented

OR mount plate for Arca realizes solid and no false position, one push to load, release to lock, smooth sliding in to improve disassembly efficiency.




Image 4.1: The patented HawkLock QR-Slide mechanism in action, demonstrating the plate sliding into the baseplate.

Either direction Mounting and Dismounting

Install the anti-slip pin in the common sliding direction to prevent slipping.

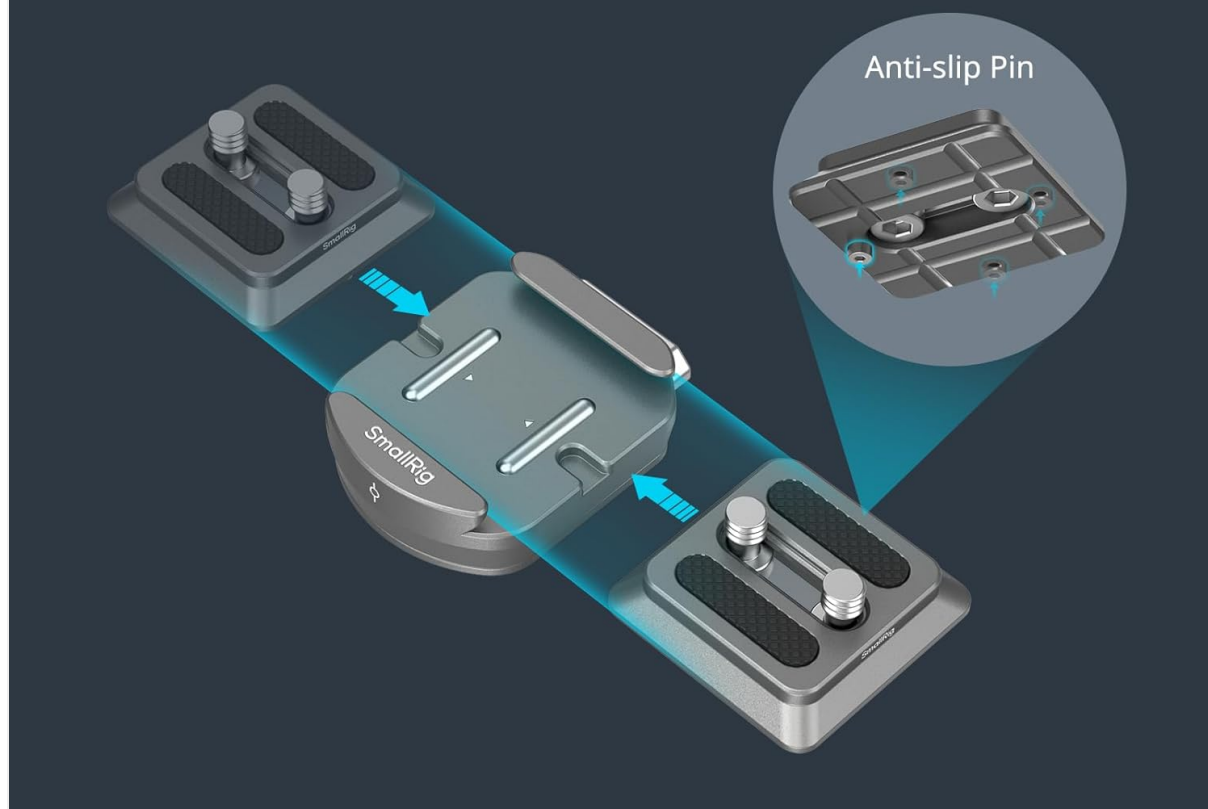


Image 4.2: The flexibility of mounting from any of the four directions, with an anti-slip pin for added security.


4.2 Dismounting Your Camera

1. While securely holding your camera, press the release button on the Quick Release Baseplate.
2. Slide the Quick Release Plate (with camera) out of the groove.
3. Once fully disengaged, remove your camera.

5. COMPATIBILITY

The SmallRig HawkLock H38 Quick Release Mount Plate is designed for wide compatibility:

- The Quick Release Plate is a standard Arca-Swiss plate, compatible with traditional Arca-Swiss clamps found on many tripods and accessories.
- The Quick Release Baseplate, with its 1/4"-20 threaded holes, can be fixed to Manfrotto quick release plates and other accessories.
- **Note:** This product is not compatible with the SmallRig LWS universal base plate 3357.



The two suspended pins that lock the QR plate for Arca after sliding into a groove.

The precise measurements ensure the perfect fit and stability and prevent accidental falling off.



Image 5.1: The Quick Release Plate's compatibility with standard Arca-Swiss clamps.

6. KEY FEATURES AND DESIGN

- **Exclusive QR-Slide Patented Structure:** This system features a unique design where the top QR plate slides into the clamp. A single press of a button allows for loading, and releasing the button locks it securely. Roll pin positioning technology ensures a firm lock.
- **Four-Side Slide-in Capability:** The quick release plate can be slid into the base from any of its four sides, accommodating both landscape and portrait orientations and improving efficiency.
- **Anti-Twist & Anti-Scratch Design:** The top plate includes two 1/4"-20 screws to firmly mount camera cages, preventing rotation. A silicone pad on the top surface protects the camera from scratches.
- **HawkLock QR Ecochain:** This product is part of the HawkLock Ecochain, designed to enhance your shooting experience with compatible accessories such as specific camera cages, top handles, side handles, and monitor supports.

7. SPECIFICATIONS

Feature	Detail
Product Dimensions	2.15 x 1.61 x 0.91 inches (54.6 x 41.0 x 23.0 mm)
Item Weight	3.1 ounces (88.0 g)
Model Number	4486-SR
Material(s)	Aluminum Alloy, Stainless Steel, Silicone
Mounting Type	1/4"-20 Screw
Compatible Devices	Cameras
Color	Black

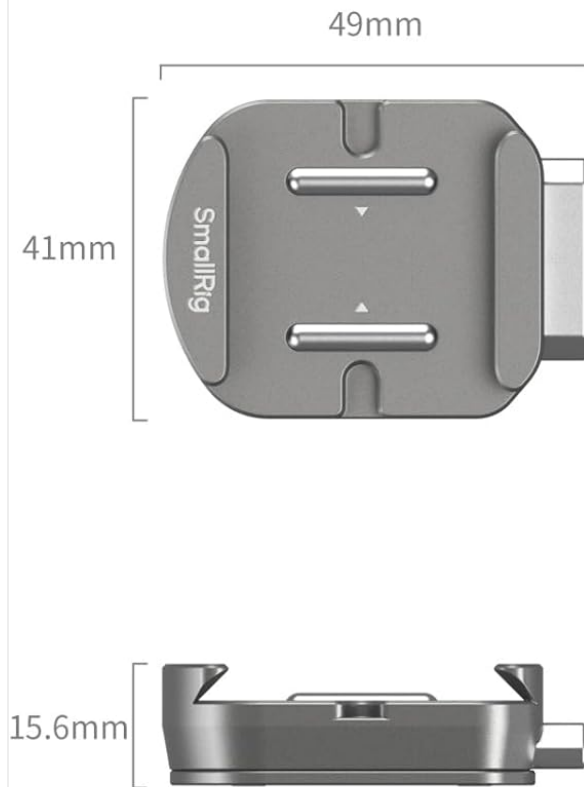


Image 7.1: Detailed dimensions of the Quick Release Baseplate and Plate.

8. TROUBLESHOOTING



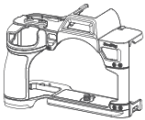

- **Slight Wobble:** A slight wobble (typically around 0.05mm) may occur when installing and using the quick-release plate. This is normal and intentionally designed to allow proper installation. It does not affect the security of the lock.
- **Difficulty in Release/Mounting:** Ensure the release button is fully depressed when mounting or dismounting. If the system feels stiff, check for any debris or dirt in the sliding mechanism. Clean with a soft, dry cloth if necessary.
- **Plate Not Locking Securely:** Verify that the Quick Release Plate is fully inserted into the Baseplate's groove and that the release button has been fully released, allowing the roll pins to engage. Ensure



the 1/4"-20 screws on the camera plate are tightened.

9. WARRANTY AND SUPPORT

For warranty information, technical support, or further inquiries, please refer to the official SmallRig website or contact their customer service directly. Keep your purchase receipt as proof of purchase for any warranty claims.


Related Documents - 4486

<div>SmallRig</div> <div></div> <div>Arca-Type Quick Release Mount Plate Kit</div>	<p>SmallRig Arca-Type Quick Release Mount Plate Kit 2280 Operating Instructions</p> <p>Operating instructions for the SmallRig Arca-Type Quick Release Mount Plate Kit 2280, designed for mirrorless and DSLR cameras. Includes product details, safety guidelines, specifications, and what's in the box.</p>
<div>SmallRig</div> <div></div> <div>Mount Plate for AirTag for Canon</div>	<p>SmallRig MD5424 Mount Plate for AirTag for Canon Cameras - Operating Instructions</p> <p>Detailed operating instructions and specifications for the SmallRig MD5424 Arca-Swiss mount plate designed for Canon EOS R5, R5 C, R5 Mark II, R6, R7, and R10 cameras. Features integrated AirTag compartment, quick-release system, and multiple mounting points.</p>
<div>SmallRig</div> <div></div> <div>Case for Sony Alpha 7 IV 保护壳 (适用于索尼Alpha 7 IV) <small>Operating Instructions (中文)</small></div>	<p>SmallRig Camera Cage for Sony Alpha 7 IV: Operating Instructions and Specifications</p> <p>Detailed operating instructions and specifications for the SmallRig camera cage designed for the Sony Alpha 7 IV. This guide covers package contents, product features, step-by-step installation, and technical specifications for photographers.</p>
<div>SmallRig</div> <div></div> <div>Drop-in HawkLock Universal mini Quick-Release Clamping Mount Plate Kit</div>	<p>SmallRig HawkLock Universal Mini Quick-Release Mount Plate Kit (3513B) - Operating Instructions</p> <p>Official operating instructions and specifications for the SmallRig HawkLock Universal mini Quick-Release Clamping Mount Plate Kit (3513B). Learn about its features, safety guidelines, and installation for camera setups.</p>

<div>SmallRig</div> <div></div> <div>Mount Plate for AirTag for Sony</div>	<div>SmallRig MD5423 Mount Plate for AirTag for Sony Cameras - Operating Instructions</div> <div>Detailed operating instructions for the SmallRig MD5423 Arca-Swiss Mount Plate designed for Sony Alpha and FX series cameras, featuring an integrated AirTag compartment, quick release system, and expansion options.</div>
<div>SmallRig</div> <div></div> <div>Heavy-Duty Carbon Fiber Tripod Kit User Manual</div>	<div>SmallRig 3989 Heavy-Duty Carbon Fiber Tripod Kit User Manual</div> <div>Comprehensive user manual for the SmallRig 3989 Heavy-Duty Carbon Fiber Tripod Kit. Learn about features, setup, usage, maintenance, and specifications for this versatile camera support system, compatible with Manfrotto and DJI RS quick-release plates.</div>

Documents - SMALLRIG – 4486

SmallRig



HawkLock H38 Arca-Type Quick Release Mount Plate

Operating Instruction

[\[pdf\]](#) Accessories

HawkLock H38 Arca Type Quick Release Mount Plate SmallRigThe quick release plate is compatible with traditional clamp saving money and effort 3 Both the allow for two 1 4 brfwsmx486 1751254010352static smallrig mall img public brfwsmx486 1751254010352 |||

HawkLock H38 Arca-Type Quick Release Mount Plate Operating Instruction SmallRig HawkLock H38 Arca-Swiss Quick Release Mount Plate **4486** is designed to realize quick disassembly and dismantling of the equipment to improve the working ef ciency. Self-developed quick release patented structure name...

lang:en **score:18** filesize: 5.44 M page_count: 6 document date: 2025-06-24